





CENSUS OF THE COMMONWEALTH OF AUSTRALIA

30th JUNE, 1947

# REGIONAL TABLES

VOLUME 1.

NEW SOUTH WALES



CENSUS OF THE COMMONWEALTH OF AUSTRALIA

30th JUNE, 1947

# REGIONAL TABLES

VOLUME 1.

NEW SOUTH WALES

ALFRED HENRY PETTIFER, GOVERNMENT PRINTER  
SYDNEY, NEW SOUTH WALES

1948

CENSUS OF THE COMMONWEALTH OF AUSTRALIA, 1947

NEW SOUTH WALES

REGIONAL TABLES

CONTENTS

	Page
TABLE 1—New South Wales—Population in Regions .. .. .	3
TABLE 2—New South Wales Regions—Grouped Ages—	
(a) Males .. .. .	4
(b) Females .. .. .	5
(c) Total Persons .. .. .	6
TABLE 3—New South Wales Regions—Conjugal Condition—	
(a) Males .. .. .	7
(b) Females .. .. .	7
TABLE 4—New South Wales Regions—	
(a) Males with dependent children under 16 years of age .. .. .	8
(b) Females with dependent children under 16 years of age .. .. .	8
TABLE 5—New South Wales Regions—Occupational Status—	
(a) Males .. .. .	9
(b) Females .. .. .	9
TABLE 6—New South Wales Regions—Summary Table—Classification According to Industry—	
(a) Males .. .. .	10
(b) Females .. .. .	14
TABLE 7—New South Wales Regions—Detailed Table—Classification According to Industry—	
(a) Males .. .. .	18
(b) Females .. .. .	42



CENSUS OF THE COMMONWEALTH OF  
AUSTRALIA, 1947.

---

REGIONAL TABLES  
NEW SOUTH WALES

---

PREFACE

IN order to assist Commonwealth and State Officers, members of Regional Development Committees and others concerned with Regional Planning, the Commonwealth Statistician, Dr. Roland Wilson, agreed to provide portion of the results of the 1947 Census classified according to the regional areas defined in each State. By arrangement with the Commonwealth Statistician the Department of Post-War reconstruction is distributing the Regional Tables. This volume includes all regional figures at present available for New South Wales regions. Tables for other States will be issued in separate volumes as soon as the figures have been released.

H. C. COOMBS,  
Director-General of Post-War  
Reconstruction.



**New South Wales—Population in Regions—Table 1.**  
as at 30th June, 1947.  
(exclusive of full-blood aboriginals.)

R E G I O N	Males	Females	Persons
Sydney (Metropolitan) .. .. .	714,821	769,183	1,484,004
Richmond-Tweed .. .. .	46,215	43,554	89,769
Clarence .. .. .	28,459	26,068	54,527
Oxley .. .. .	34,429	31,494	65,923
Newcastle .. .. .	121,555	118,034	239,589
Sydney (Extra-Metropolitan) .. .. .	146,745	142,248	288,993
Illawarra .. .. .	42,882	39,923	82,805
Monaro and South Coast .. .. .	14,836	13,480	28,316
New England .. .. .	33,217	30,545	63,762
Upper Hunter .. .. .	15,244	13,932	29,176
Mitchell .. .. .	48,300	45,283	93,583
Southern Tablelands .. .. .	24,302	22,937	47,239
Namoi .. .. .	36,330	33,457	69,787
Macquarie .. .. .	29,375	26,270	55,645
Lachlan .. .. .	39,887	37,244	77,131
Murrumbidgee .. .. .	51,243	47,020	98,263
Upper Murray .. .. .	18,885	17,786	36,671
Central Murray .. .. .	11,264	9,764	21,028
Upper Darling .. .. .	6,625	5,060	11,685
Murray Darling .. .. .	4,842	3,608	8,450
Central Darling .. .. .	16,027	14,944	30,971
Lord Howe Island .. .. .	92	87	179
Migratory Population .. .. .	6,636	706	7,342
<b>TOTALS .. .. .</b>	<b>1,492,211</b>	<b>1,492,627</b>	<b>2,984,838</b>

New South Wales—Grouped Ages in Regional Areas—Males—Table 2 (a).

Age Group	Sydney (Met.)	Richmond-Tweed	Clarence	Oxley	Newcastle	Sydney (Ex-Met.)	Illawarra	Monaro and Sth. Coast	New England	Upper Hunter	Mitchell	Southern Tablelands	Age Group
00-04	66,189	5,473	3,401	4,104	11,897	15,285	4,655	1,561	3,733	1,731	5,316	2,571	00-04
05-09	48,198	4,619	2,885	3,566	9,655	12,841	3,652	1,460	3,383	1,411	4,548	2,300	05-09
10-14	43,766	4,343	2,542	3,172	8,959	12,547	3,204	1,218	3,245	1,277	4,116	2,121	10-14
15-19	54,278	3,959	2,209	2,871	10,446	12,531	3,339	1,014	2,967	1,306	3,846	1,960	15-19
20-24	62,437	3,494	1,999	2,574	10,620	11,304	3,313	1,075	2,392	1,178	3,602	1,860	20-24
25-29	61,246	3,432	2,109	2,535	9,696	10,613	3,362	1,098	2,221	1,083	3,428	1,680	25-29
30-34	59,170	3,413	2,244	2,579	9,587	10,536	3,521	1,160	2,311	1,127	3,574	1,785	30-34
35-39	54,582	3,299	2,216	2,446	8,983	10,077	3,407	1,121	2,395	1,107	3,570	1,678	35-39
40-44	48,426	2,833	1,700	1,970	8,121	8,853	2,972	942	1,978	909	3,037	1,533	40-44
45-49	44,642	2,525	1,467	1,766	7,194	8,074	2,607	822	1,689	848	2,761	1,415	45-49
50-54	41,832	1,978	1,232	1,482	6,300	7,187	2,063	695	1,439	749	2,393	1,163	50-54
55-59	41,738	1,992	1,212	1,527	6,334	7,114	2,113	681	1,432	698	2,308	1,181	55-59
60-64	33,135	1,706	1,034	1,257	4,996	6,543	1,689	565	1,203	556	1,917	969	60-64
65-69	22,157	1,181	829	963	3,530	5,062	1,242	521	1,080	478	1,469	747	65-69
70-74	13,354	798	572	667	2,092	3,342	748	349	696	311	987	548	70-74
75-79	8,122	484	387	425	1,344	2,088	460	250	480	234	714	376	75-79
80-84	4,200	279	168	228	646	1,092	204	122	222	122	303	188	80-84
85-89	1,561	122	78	74	257	428	74	44	99	40	117	80	85-89
90-94	299	24	12	15	42	70	13	11	17	3	24	17	90-94
95-99	45	3	..	7	5	14	1	1	1	..	4	2	95-99
100 and over	..	3	..	..	..	1	..	..	..	..	1	..	100 and over
Not Stated ..	5,444	255	163	201	851	1,143	243	126	234	76	265	128	Not Stated
<b>TOTAL</b>	<b>714,821</b>	<b>46,215</b>	<b>28,459</b>	<b>34,429</b>	<b>121,555</b>	<b>146,745</b>	<b>42,882</b>	<b>14,836</b>	<b>33,217</b>	<b>15,244</b>	<b>48,300</b>	<b>24,302</b>	<b>TOTAL</b>
Under 21 years	223,760	19,071	11,439	14,270	43,098	55,444	15,508	5,465	13,804	5,961	18,537	9,303	Under 21 years
21 years & over	485,617	26,889	16,857	19,958	77,606	90,158	27,131	9,245	19,179	9,207	29,498	14,871	21 years & over
Not Stated ..	5,444	255	163	201	851	1,143	243	126	234	76	265	128	Not Stated
<b>TOTAL</b>	<b>714,821</b>	<b>46,215</b>	<b>28,459</b>	<b>34,429</b>	<b>121,555</b>	<b>146,745</b>	<b>42,882</b>	<b>14,836</b>	<b>33,217</b>	<b>15,244</b>	<b>48,300</b>	<b>24,302</b>	<b>TOTAL</b>
Age Group	Namoi	Macquarie	Lachlan	Murrumbidgee	Upper Murray	Central Murray	Upper Darling	Murray Darling	Central Darling	Lord Howe Island	Migratory Population	TOTAL	Age Group
00-04	4,121	3,309	4,410	5,800	1,954	1,153	766	512	1,662	7	17	149,627	00-04
05-09	3,595	2,984	4,092	4,952	1,688	1,071	600	459	1,411	10	20	119,400	05-09
10-14	3,176	2,419	3,543	4,446	1,486	891	453	312	1,200	7	22	108,465	10-14
15-19	3,106	2,486	3,398	4,428	1,538	880	515	428	1,256	6	1,322	120,089	15-19
20-24	2,691	2,107	2,804	4,100	1,467	836	529	436	1,395	4	1,478	123,695	20-24
25-29	2,434	2,011	2,588	3,585	1,338	746	456	347	1,156	5	997	118,166	25-29
30-34	2,608	2,104	2,761	3,532	1,394	818	519	332	1,316	2	549	116,942	30-34
35-39	2,713	2,176	2,799	3,644	1,381	829	525	348	1,297	6	501	111,100	35-39
40-44	2,256	1,872	2,484	3,150	1,238	812	444	324	1,178	11	445	97,488	40-44
45-49	2,002	1,573	2,162	2,865	1,100	718	398	314	1,033	6	441	88,422	45-49
50-54	1,628	1,369	1,965	2,471	955	596	338	255	760	5	311	79,166	50-54
55-59	1,623	1,378	1,960	2,413	968	554	322	259	774	1	229	78,811	55-59
60-64	1,401	1,053	1,571	1,928	761	424	253	178	582	5	128	63,854	60-64
65-69	1,082	924	1,241	1,476	576	346	190	120	423	7	62	45,706	65-69
70-74	762	636	876	940	421	239	119	90	261	4	16	28,828	70-74
75-79	502	420	569	721	288	175	69	54	139	3	3	18,307	75-79
80-84	244	201	315	293	147	87	58	26	61	3	..	9,209	80-84
85-89	81	85	117	128	63	26	14	8	28	..	..	3,524	85-89
90-94	17	17	24	30	5	5	2	2	1	..	..	650	90-94
95-99	8	2	4	2	1	1	1	1	..	..	..	103	95-99
100 and over..	..	..	1	..	..	..	..	..	..	..	..	6	100 and over
Not Stated ..	280	249	203	339	116	57	54	37	94	..	95	10,653	Not Stated
<b>TOTAL</b>	<b>36,330</b>	<b>29,375</b>	<b>39,887</b>	<b>51,243</b>	<b>18,885</b>	<b>11,264</b>	<b>6,625</b>	<b>4,842</b>	<b>16,027</b>	<b>92</b>	<b>6,636</b>	<b>1,492,211</b>	<b>TOTAL</b>
Under 21 years	14,536	11,660	16,035	20,485	6,958	4,166	2,461	1,819	5,830	30	1,809	521,449	Under 21 years
21 years & over	21,514	17,466	23,649	30,419	11,811	7,041	4,110	2,986	10,103	62	4,732	960,109	21 years & over
Not Stated ..	280	249	203	339	116	57	54	37	94	..	95	10,653	Not Stated
<b>TOTAL</b>	<b>36,330</b>	<b>29,375</b>	<b>39,887</b>	<b>51,243</b>	<b>18,885</b>	<b>11,264</b>	<b>6,625</b>	<b>4,842</b>	<b>16,027</b>	<b>92</b>	<b>6,636</b>	<b>1,492,211</b>	<b>TOTAL</b>

New South Wales—Grouped Ages in Regional Areas—Females—Table 2 (b).

Age Group	Sydney (Met.)	Richmond-Tweed	Clarence	Oxley	Newcastle	Sydney (Ex-Met.)	Illawarra	Monaro and Sth. Coast	New England	Upper Hunter	Mitchell	Southern Tablelands	Age Group
00-04	63,704	5,139	3,245	3,929	11,539	14,812	4,417	1,600	3,455	1,561	5,007	2,478	00-04
05-09	47,120	4,586	2,783	3,377	9,192	12,231	3,624	1,375	3,227	1,281	4,355	2,275	05-09
10-14	43,291	4,066	2,451	2,935	8,925	11,152	3,129	1,132	2,796	1,257	3,965	2,067	10-14
15-19	55,807	3,806	2,104	2,571	9,875	10,882	3,099	1,046	2,795	1,255	3,735	1,963	15-19
20-24	65,774	3,546	2,060	2,562	10,097	10,498	3,170	1,001	2,339	1,040	3,431	1,802	20-24
25-29	64,533	3,378	2,048	2,438	9,487	10,781	3,244	1,031	2,233	1,006	3,532	1,635	25-29
30-34	62,984	3,364	1,991	2,401	9,575	10,634	3,377	1,047	2,200	1,012	3,494	1,741	30-34
35-39	57,362	2,923	1,805	2,148	8,782	10,040	2,994	925	2,159	952	3,173	1,529	35-39
40-44	50,129	2,454	1,417	1,653	7,313	8,412	2,479	778	1,709	829	2,665	1,328	40-44
45-49	49,702	2,150	1,325	1,533	6,725	7,772	2,138	652	1,548	750	2,424	1,180	45-49
50-54	48,781	2,033	1,089	1,390	6,298	7,647	1,918	589	1,326	691	2,222	1,086	50-54
55-59	45,487	1,804	1,037	1,265	5,978	7,324	1,835	596	1,303	606	2,030	1,061	55-59
60-64	38,028	1,474	869	1,032	4,823	6,551	1,580	519	1,101	506	1,672	873	60-64
65-69	28,228	1,039	687	871	3,594	5,191	1,156	429	842	434	1,348	722	65-69
70-74	19,413	738	454	528	2,436	3,460	781	301	624	310	950	475	70-74
75-79	12,731	455	315	378	1,498	2,166	491	217	366	218	586	347	75-79
80-84	6,619	229	170	208	728	1,055	193	98	190	116	310	180	80-84
85-89	2,809	117	65	81	279	433	80	95	95	35	115	79	85-89
90-94	637	21	23	15	64	117	12	12	21	6	26	16	90-94
95-99	90	6	1	7	13	17	1	4	5	1	5	3	95-99
100 and over..	1	..	..	..	..	1	..	..	1	..	..	..	100 and over
Not Stated ..	5,953	226	129	172	813	1,072	205	78	210	66	238	97	Not Stated
<b>TOTAL</b>	<b>769,183</b>	<b>43,554</b>	<b>26,068</b>	<b>31,494</b>	<b>118,034</b>	<b>142,248</b>	<b>39,923</b>	<b>13,480</b>	<b>30,545</b>	<b>13,932</b>	<b>45,283</b>	<b>22,937</b>	<b>TOTAL</b>
Under 21 years	222,407	18,279	10,994	13,307	41,568	51,155	14,907	5,340	12,726	5,570	17,739	9,142	Under 21 years
21 years & over	540,823	25,049	14,945	18,015	75,653	90,021	24,811	8,062	17,609	8,296	27,306	13,698	21 years & over
Not Stated ..	5,953	226	129	172	813	1,072	205	78	210	66	238	97	Not Stated
<b>TOTAL</b>	<b>769,183</b>	<b>43,554</b>	<b>26,068</b>	<b>31,494</b>	<b>118,034</b>	<b>142,248</b>	<b>39,923</b>	<b>13,480</b>	<b>30,545</b>	<b>13,932</b>	<b>45,283</b>	<b>22,937</b>	<b>TOTAL</b>
Age Group	Namoi	Macquarie	Lachlan	Murrumbidgee	Upper Murray	Central Murray	Upper Darling	Murray Darling	Central Darling	Lord Howe Island	Migratory Population	TOTAL	Age Group
00-04	3,905	3,163	4,246	5,351	1,852	1,116	714	497	1,671	9	29	143,439	00-04
05-09	3,619	2,880	3,987	4,876	1,621	1,017	625	409	1,399	10	19	115,888	05-09
10-14	3,212	2,511	3,484	4,301	1,453	882	462	317	1,200	8	21	105,017	10-14
15-19	2,869	2,101	3,149	4,119	1,486	772	407	286	1,193	1	48	115,369	15-19
20-24	2,534	2,004	2,785	3,827	1,444	679	373	282	1,172	4	98	122,522	20-24
25-29	2,526	1,934	2,648	3,669	1,376	717	409	274	1,211	3	84	120,197	25-29
30-34	2,535	2,014	2,792	3,587	1,392	763	422	286	1,254	3	68	118,936	30-34
35-39	2,462	1,895	2,565	3,213	1,232	725	374	269	1,234	11	74	108,846	35-39
40-44	1,909	1,529	2,116	2,587	1,045	597	268	229	892	13	63	92,414	40-44
45-49	1,698	1,290	1,998	2,448	1,016	584	246	178	822	3	51	88,233	45-49
50-54	1,428	1,145	1,804	2,270	924	447	194	157	674	5	50	84,168	50-54
55-59	1,282	1,029	1,567	1,996	816	410	174	134	619	3	31	78,387	55-59
60-64	1,171	809	1,313	1,586	650	335	123	106	525	5	25	65,676	60-64
65-69	832	676	1,038	1,131	529	287	96	69	449	4	13	49,665	65-69
70-74	609	532	690	786	377	172	64	39	243	3	7	33,992	70-74
75-79	364	306	490	542	274	113	37	29	176	2	4	22,105	75-79
80-84	160	144	259	299	138	65	23	17	92	..	1	11,294	80-84
85-89	83	70	117	120	56	26	11	9	35	..	..	4,765	85-89
90-94	17	17	17	24	6	2	2	3	9	..	..	1,067	90-94
95-99	3	7	6	6	1	1	..	..	1	..	..	179	95-99
100 and over..	1	..	..	..	..	..	..	..	..	..	..	4	100 and over
Not Stated ..	238	214	173	282	98	54	36	17	73	..	20	10,464	Not Stated
<b>TOTAL</b>	<b>33,457</b>	<b>26,270</b>	<b>37,244</b>	<b>47,020</b>	<b>17,786</b>	<b>9,764</b>	<b>5,060</b>	<b>3,608</b>	<b>14,944</b>	<b>87</b>	<b>706</b>	<b>1,492,627</b>	<b>TOTAL</b>
Under 21 years	14,099	11,055	15,391	19,406	6,686	3,924	2,282	1,561	5,713	28	130	503,409	Under 21 years
21 years & over	19,120	15,001	21,680	27,332	11,002	5,786	2,742	2,030	9,158	59	556	978,754	21 years & over
Not Stated ..	238	214	173	282	98	54	36	17	73	..	20	10,464	Not Stated
<b>TOTAL</b>	<b>33,457</b>	<b>26,270</b>	<b>37,244</b>	<b>47,020</b>	<b>17,786</b>	<b>9,764</b>	<b>5,060</b>	<b>3,608</b>	<b>14,944</b>	<b>87</b>	<b>706</b>	<b>1,492,627</b>	<b>TOTAL</b>

New South Wales—Grouped Ages in Regional Areas—Persons—Table 2 (c).

Age Group	Sydney (Met.)	Richmond-Tweed	Clarence	Oxley	Newcastle	Sydney (Ex-Met.)	Illawarra	Monaro and Sth. Coast	New England	Upper Hunter	Mitchell	Southern Tablelands	Age Group
00-04	129,893	10,612	6,646	8,033	23,436	30,097	9,072	3,161	7,188	3,292	10,323	5,049	00-04
05-09	95,318	9,205	5,668	6,943	18,847	25,072	7,276	2,835	6,610	2,692	8,903	4,575	05-09
10-14	87,057	8,409	4,993	6,107	17,884	23,699	6,333	2,350	6,041	2,534	8,081	4,188	10-14
15-19	110,085	7,765	4,313	5,442	20,321	23,413	6,438	2,060	5,762	2,561	7,581	3,923	15-19
20-24	128,211	7,040	4,059	5,136	20,717	21,802	6,483	2,076	4,731	2,218	7,033	3,662	20-24
25-29	125,779	6,810	4,157	4,973	19,183	21,394	6,606	2,129	4,454	2,089	6,960	3,315	25-29
30-34	122,154	6,777	4,235	4,980	19,162	21,170	6,898	2,207	4,511	2,139	7,068	3,526	30-34
35-39	111,944	6,222	4,021	4,594	17,765	20,117	6,401	2,046	4,554	2,059	6,743	3,207	35-39
40-44	98,555	5,287	3,117	3,623	15,434	17,265	5,451	1,720	3,687	1,738	5,702	2,861	40-44
45-49	94,344	4,675	2,792	3,299	13,919	15,846	4,745	1,474	3,237	1,598	5,185	2,595	45-49
50-54	90,613	4,011	2,321	2,872	12,598	14,834	3,981	1,284	2,765	1,440	4,615	2,249	50-54
55-59	87,225	3,796	2,249	2,792	12,312	14,438	3,948	1,277	2,735	1,304	4,338	2,242	55-59
60-64	71,163	3,180	1,903	2,289	9,819	13,094	3,269	1,084	2,304	1,062	3,589	1,842	60-64
65-69	50,385	2,220	1,516	1,834	7,124	10,253	2,398	950	1,922	912	2,817	1,469	65-69
70-74	32,767	1,536	1,026	1,195	4,528	6,802	1,529	650	1,320	621	1,937	1,023	70-74
75-79	20,853	939	702	803	2,842	4,254	951	467	846	452	1,300	723	75-79
80-84	10,819	508	338	436	1,374	2,147	397	220	412	238	613	368	80-84
85-89	4,370	239	143	155	536	861	154	94	194	75	232	159	85-89
90-94	936	45	35	30	106	187	25	23	38	9	50	33	90-94
95-99	135	9	1	14	18	31	2	5	6	1	9	5	95-99
100 and over..	1	3	..	..	..	2	..	..	1	..	1	..	100 and over
Not Stated ..	11,397	481	292	373	1,664	2,215	448	204	444	142	503	225	Not Stated
<b>TOTAL</b>	<b>1,484,004</b>	<b>89,769</b>	<b>54,527</b>	<b>65,923</b>	<b>239,589</b>	<b>288,993</b>	<b>82,805</b>	<b>28,316</b>	<b>63,762</b>	<b>29,176</b>	<b>93,583</b>	<b>47,239</b>	<b>TOTAL</b>
Under 21 years	446,167	37,350	22,433	27,577	84,666	106,599	30,415	10,805	26,530	11,531	36,276	18,445	Under 21 years
21 years & over	1,026,440	51,938	31,802	37,973	153,259	180,179	51,942	17,307	36,788	17,503	56,804	28,569	21 years & over
Not Stated ..	11,397	481	292	373	1,664	2,215	448	204	444	142	503	225	Not Stated
<b>TOTAL</b>	<b>1,484,004</b>	<b>89,769</b>	<b>54,527</b>	<b>65,923</b>	<b>239,589</b>	<b>288,993</b>	<b>82,805</b>	<b>28,316</b>	<b>63,762</b>	<b>29,176</b>	<b>93,583</b>	<b>47,239</b>	<b>TOTAL</b>
Age Group	Namoi	Macquarie	Lachlan	Murrumbidgee	Upper Murray	Central Murray	Upper Darling	Murray Darling	Central Darling	Lord Howe Island	Migratory Population	TOTAL	Age Group
00-04	8,026	6,472	8,656	11,151	3,806	2,269	1,480	1,009	3,333	16	46	293,066	00-04
05-09	7,214	5,864	8,079	9,828	3,309	2,088	1,225	868	2,810	20	39	235,288	05-09
10-14	6,388	4,930	7,027	8,747	2,939	1,773	915	629	2,400	15	43	213,482	10-14
15-19	5,975	4,587	6,547	8,547	3,024	1,652	922	714	2,449	7	1,370	235,458	15-19
20-24	5,225	4,111	5,589	7,927	2,911	1,515	902	718	2,567	8	1,576	246,217	20-24
25-29	4,960	3,945	5,236	7,254	2,714	1,463	865	621	2,367	8	1,081	238,363	25-29
30-34	5,143	4,118	5,553	7,119	2,786	1,581	941	618	2,570	5	617	235,878	30-34
35-39	5,175	4,071	5,364	6,857	2,613	1,554	899	617	2,531	17	575	219,946	35-39
40-44	4,165	3,401	4,600	5,737	2,283	1,409	712	553	2,070	24	508	189,902	40-44
45-49	3,700	2,863	4,160	5,313	2,116	1,302	644	492	1,855	9	492	176,655	45-49
50-54	3,056	2,514	3,769	4,741	1,879	1,043	532	412	1,434	10	361	163,334	50-54
55-59	2,905	2,407	3,527	4,409	1,784	964	496	393	1,393	4	260	157,198	55-59
60-64	2,572	1,862	2,884	3,514	1,411	759	376	284	1,107	10	153	129,530	60-64
65-69	1,914	1,600	2,279	2,607	1,105	633	286	189	872	11	75	95,371	65-69
70-74	1,371	1,168	1,566	1,726	798	411	183	129	504	7	23	62,820	70-74
75-79	866	726	1,059	1,263	562	288	106	83	315	5	7	40,412	75-79
80-84	404	345	574	592	285	152	81	43	153	3	1	20,503	80-84
85-89	164	155	234	248	119	52	25	17	63	..	..	8,289	85-89
90-94	34	34	41	54	11	7	4	5	10	..	..	1,717	90-94
95-99	11	9	10	8	2	2	1	2	1	..	..	282	95-99
100 and over..	1	..	1	..	..	..	..	..	..	..	..	10	100 and over
Not Stated ..	518	463	376	621	214	111	90	54	167	..	115	21,117	Not Stated
<b>TOTAL</b>	<b>69,787</b>	<b>55,645</b>	<b>77,131</b>	<b>98,263</b>	<b>36,671</b>	<b>21,028</b>	<b>11,685</b>	<b>8,450</b>	<b>30,971</b>	<b>179</b>	<b>7,342</b>	<b>2,984,838</b>	<b>TOTAL</b>
Under 21 years	28,635	22,715	31,426	39,891	13,644	8,090	4,743	3,380	11,543	58	1,939	1,024,858	Under 21 years
21 years & over	40,634	32,467	45,329	57,751	22,813	12,827	6,852	5,016	19,261	121	5,288	1,938,863	21 years & over
Not Stated ..	518	463	376	621	214	111	90	54	167	..	115	21,117	Not Stated
<b>TOTAL</b>	<b>69,787</b>	<b>55,645</b>	<b>77,131</b>	<b>98,263</b>	<b>36,671</b>	<b>21,028</b>	<b>11,685</b>	<b>8,450</b>	<b>30,971</b>	<b>179</b>	<b>7,342</b>	<b>2,984,838</b>	<b>TOTAL</b>

New South Wales—Conjugal Condition of Males recorded in each Regional Area—Table 3 (a).

REGIONAL AREA	NEVER MARRIED			Married (a)	Widowed	Divorced	Not Stated	Total
	Under 15 years of age	15 years of age and over	Total					
Sydney (Metropolitan)	158,153	175,126	333,279	351,097	21,335	7,081	2,029	714,821
Richmond-Tweed	14,435	11,089	25,524	19,279	1,116	178	118	46,215
Clarence	8,828	6,628	15,456	12,037	758	126	82	28,459
Oxley	10,842	7,941	18,783	14,528	892	151	75	34,429
Newcastle	30,511	28,445	58,956	57,838	3,719	800	242	121,555
Sydney (Extra-Met.)	40,673	32,999	73,672	67,478	4,236	957	402	146,745
Illawarra	11,511	9,889	21,400	19,911	1,181	256	134	42,882
Monaro and South Coast	4,239	3,848	8,087	6,187	449	54	59	14,836
New England	10,361	8,167	18,528	13,629	839	119	102	33,217
Upper Hunter	4,419	3,854	8,273	6,390	464	84	33	15,244
Mitchell	13,980	11,793	25,773	20,829	1,326	254	118	48,300
Southern Tablelands	6,992	6,231	13,223	10,143	725	125	86	24,302
Namoi	10,892	8,959	19,851	15,164	1,010	168	137	36,330
Macquarie	8,712	7,459	16,171	12,117	835	138	114	29,375
Lachlan	12,045	10,103	22,148	16,418	1,089	113	119	39,887
Murrumbidgee	15,198	13,004	28,202	21,325	1,341	211	164	51,243
Upper Murray	5,128	4,944	10,072	8,173	521	75	44	18,885
Central Murray	3,115	3,108	6,223	4,630	335	34	42	11,264
Upper Darling	1,819	1,988	3,807	2,525	210	31	52	6,625
Murray Darling	1,283	1,480	2,763	1,903	124	22	30	4,842
Central Darling	4,273	3,917	8,190	7,276	436	107	18	16,027
Lord Howe Island	24	18	42	46	4	..	..	92
Migratory Population	59	3,598	3,657	2,420	84	70	405	6,636
<b>TOTAL</b>	<b>377,492</b>	<b>364,588</b>	<b>742,080</b>	<b>691,343</b>	<b>43,029</b>	<b>11,154</b>	<b>4,605</b>	<b>1,492,211</b>

(a) Includes males permanently separated (legally or otherwise).

New South Wales—Conjugal Condition of Females recorded in each Regional Area—Table 3 (b).

REGIONAL AREA	NEVER MARRIED			Married (a)	Widowed	Divorced	Not Stated	Total
	Under 15 years of age	15 years of age and over	Total					
Sydney (Metropolitan)	154,115	168,033	322,148	360,729	74,349	9,571	2,386	769,183
Richmond-Tweed	13,791	7,782	21,573	19,222	2,530	147	82	43,554
Clarence	8,479	4,216	12,695	11,797	1,431	97	48	26,068
Oxley	10,241	5,005	15,246	14,308	1,799	78	63	31,494
Newcastle	29,656	20,736	50,392	58,093	8,648	716	185	118,034
Sydney (Extra-Met.)	38,195	24,486	62,681	67,382	10,835	1,049	301	142,248
Illawarra	11,170	6,182	17,352	19,812	2,509	181	69	39,923
Monaro and South Coast	4,107	2,345	6,452	5,980	937	48	63	13,480
New England	9,478	5,462	14,940	13,504	1,943	78	80	30,545
Upper Hunter	4,099	2,640	6,739	6,266	854	43	30	13,932
Mitchell	13,327	8,004	21,331	20,646	3,000	193	113	45,283
Southern Tablelands	6,820	4,424	11,244	9,963	1,493	84	153	22,937
Namoi	10,736	5,619	16,355	14,890	2,000	126	86	33,457
Macquarie	8,554	4,291	12,845	11,647	1,634	93	51	26,270
Lachlan	11,717	6,643	18,360	16,338	2,410	86	50	37,244
Murrumbidgee	14,528	8,290	22,818	21,101	2,842	150	109	47,020
Upper Murray	4,926	3,451	8,377	8,062	1,253	53	41	17,786
Central Murray	3,015	1,629	4,644	4,454	623	23	20	9,764
Upper Darling	1,801	731	2,532	2,214	282	18	14	5,060
Murray Darling	1,223	538	1,761	1,636	197	8	6	3,608
Central Darling	4,270	2,310	6,580	7,006	1,280	63	15	14,944
Lord Howe Island	27	7	34	45	7	1	..	87
Migratory Population	69	183	252	371	53	8	22	706
<b>TOTAL</b>	<b>364,344</b>	<b>293,007</b>	<b>657,351</b>	<b>695,466</b>	<b>122,909</b>	<b>12,914</b>	<b>3,987</b>	<b>1,492,627</b>

(a) Includes females permanently separated (legally or otherwise).

New South Wales—Males with Dependent Children under 16 years of age in each Regional Area—Table 4 (a).

REGIONAL AREA	DEPENDENT CHILDREN TO THE NUMBER OF													Total Males with Dependent Children	Total number of Children Dependent on Males
	1	2	3	4	5	6	7	8	9	10	11	12	13		
Sydney (Metropolitan) ..	82,573	54,413	20,823	6,878	2,352	970	331	128	37	5	1	..	..	168,511	302,695
Richmond-Tweed ..	4,214	3,539	2,097	1,148	512	243	112	49	24	5	..	..	..	11,943	27,635
Clarence ..	2,541	2,185	1,343	680	310	162	78	26	11	6	2	..	1	7,345	17,130
Oxley ..	3,170	2,566	1,609	828	422	220	100	38	14	4	1	1	..	8,973	21,064
Newcastle ..	14,300	10,082	4,269	1,558	566	264	99	30	11	..	..	..	..	31,179	58,949
Sydney (Extra-Met.) ..	14,912	11,483	5,508	2,439	930	429	160	80	34	7	2	..	..	35,984	73,540
Illawarra ..	4,787	3,638	1,712	690	271	116	54	16	3	2	..	..	..	11,289	22,563
Monaro and South Coast	1,351	1,083	631	332	153	80	35	17	4	1	..	..	..	3,687	8,410
New England ..	2,995	2,448	1,451	755	340	192	94	39	11	4	1	..	..	8,330	19,236
Upper Hunter ..	1,451	1,138	629	295	152	88	30	18	7	1	..	1	..	3,810	8,521
Mitchell ..	4,770	3,604	2,009	960	480	187	89	47	23	5	..	..	..	12,174	26,623
Southern Tablelands	2,304	1,753	946	522	210	113	47	25	9	..	..	..	..	5,929	13,074
Namoi ..	3,366	2,679	1,608	865	428	188	80	44	17	1	..	..	..	9,276	21,351
Macquarie ..	2,584	2,210	1,352	658	323	166	93	42	17	2	..	..	1	7,448	17,476
Lachlan ..	3,530	2,915	1,737	929	447	262	100	35	11	4	2	..	..	9,972	23,235
Murrumbidgee ..	4,724	3,840	2,286	1,145	564	265	90	56	26	3	2	..	..	13,001	29,616
Upper Murray ..	1,776	1,430	744	383	146	59	34	15	4	1	1	..	..	4,613	9,979
Central Murray ..	1,007	808	461	264	123	53	31	12	3	..	1	..	..	2,763	6,346
Upper Darling ..	542	477	289	159	78	47	21	11	2	1	..	..	..	1,627	3,934
Murray Darling ..	417	352	209	117	40	24	17	7	3	1	..	..	..	1,187	2,772
Central Darling ..	1,811	1,368	625	247	130	54	19	9	2	1	..	..	..	4,266	8,617
Lord Howe Island ..	12	7	4	4	..	..	..	..	..	..	..	..	..	27	54
Migratory Population ..	385	209	7	19	7	2	1	..	..	..	..	..	..	702	1,170
<b>TOTAL ..</b>	<b>159,512</b>	<b>114,227</b>	<b>52,451</b>	<b>21,875</b>	<b>8,984</b>	<b>4,184</b>	<b>1,715</b>	<b>744</b>	<b>273</b>	<b>54</b>	<b>13</b>	<b>2</b>	<b>2</b>	<b>364,036</b>	<b>723,990</b>

New South Wales—Females with Dependent Children under 16 years of age recorded in each Regional Area—Table 4 (b).

REGIONAL AREA	DEPENDENT CHILDREN TO THE NUMBER OF										Total Females with Dependent Children	Total number of Children Dependent on Females			
	1	2	3	4	5	6	7	8	9	10					
Sydney (Metropolitan) ..	9,790	3,706	1,172	385	136	41	17	9	4	..	..	..	..	15,260	23,411
Richmond-Tweed ..	433	215	99	59	25	10	2	..	..	..	..	..	..	843	1,595
Clarence ..	201	128	51	30	19	5	..	..	..	..	..	..	..	434	855
Oxley ..	258	158	58	38	16	2	2	1	..	..	..	..	..	533	1,014
Newcastle ..	1,189	500	177	63	29	4	4	1	..	..	..	..	..	1,967	3,177
Sydney (Extra-Met.) ..	1,550	772	337	140	51	21	6	1	..	1	..	..	..	2,879	5,106
Illawarra ..	326	177	77	32	9	7	1	1	..	..	..	..	..	629	1,133
Monaro and South Coast	134	57	40	16	5	2	..	1	..	..	..	..	..	255	477
New England ..	293	167	82	46	18	7	2	..	..	..	..	..	..	615	1,203
Upper Hunter ..	139	56	18	17	3	1	..	..	..	..	..	..	..	234	394
Mitchell ..	483	213	84	44	18	10	1	1	..	..	..	..	..	854	1,502
Southern Tablelands	229	111	42	28	9	6	2	..	..	..	..	..	..	427	784
Namoi ..	385	163	100	67	31	7	2	1	..	..	..	..	..	756	1,498
Macquarie ..	256	153	63	44	25	7	1	..	..	..	..	..	..	549	1,101
Lachlan ..	321	180	100	62	17	5	3	..	1	..	..	..	..	689	1,374
Murrumbidgee ..	456	231	103	57	23	8	..	..	..	1	..	..	..	879	1,627
Upper Murray ..	173	102	30	16	4	..	..	..	..	..	..	..	..	325	551
Central Murray ..	93	51	19	8	7	..	..	..	..	..	..	..	..	178	319
Upper Darling ..	70	36	16	10	10	1	..	..	..	..	..	..	..	143	286
Murray Darling ..	34	21	12	6	4	2	..	..	..	..	..	..	..	79	168
Central Darling ..	145	73	36	9	14	..	..	..	..	..	..	..	..	277	505
Lord Howe Island ..	1	..	..	..	..	..	..	..	..	..	..	..	..	1	1
Migratory Population ..	19	7	4	1	..	..	..	..	..	..	..	..	..	31	49
<b>TOTAL ..</b>	<b>16,978</b>	<b>7,277</b>	<b>2,720</b>	<b>1,178</b>	<b>473</b>	<b>146</b>	<b>43</b>	<b>15</b>	<b>6</b>	<b>1</b>	<b>..</b>	<b>..</b>	<b>..</b>	<b>28,837</b>	<b>48,130</b>



New South Wales—Occupational Status of Males recorded in each Regional Area—Table 5 (a).

REGIONAL AREA	IN WORK FORCE						Not in Work Force	Occupational Status not Stated	GRAND TOTAL	
	AT WORK					Not at Work (a)				Total in Work Force
	Employer	Self Employed	Employee (on wage or salary)	Helper (not on wage or salary)	TOTAL					
Sydney (Metropolitan) .. ..	30,197	28,863	407,539	572	467,171	11,310	478,481	231,352	4,988	714,821
Richmond-Tweed .. ..	3,460	8,064	15,344	701	27,569	600	28,169	17,676	370	46,215
Clarence .. ..	1,730	5,209	9,326	415	16,680	368	17,048	10,975	436	28,459
Oxley .. ..	2,094	6,062	11,152	522	19,830	485	20,315	13,401	713	34,429
Newcastle .. ..	3,656	4,689	66,970	221	75,536	2,004	77,540	43,493	522	121,555
Sydney (Extra-Met.) .. ..	6,456	14,249	62,216	546	83,467	2,625	86,092	59,562	1,091	146,745
Illawarra .. ..	1,722	2,526	21,832	138	26,218	648	26,866	15,757	259	42,882
Monaro and South Coast .. ..	1,022	2,601	5,017	230	8,870	221	9,091	5,405	340	14,836
New England .. ..	1,961	5,456	10,896	429	18,742	666	19,408	13,343	466	33,217
Upper Hunter .. ..	1,120	2,071	6,125	177	9,493	214	9,707	5,445	92	15,244
Mitchell .. ..	2,226	5,246	20,119	365	27,956	1,032	28,988	19,006	306	48,300
Southern Tablelands .. ..	1,257	2,946	9,770	260	14,233	341	14,574	9,498	230	24,302
Namoi .. ..	2,516	4,553	13,878	337	21,284	857	22,141	13,690	499	36,330
Macquarie .. ..	2,080	4,290	10,665	355	17,390	632	18,022	10,985	368	29,375
Lachlan .. ..	2,674	6,983	12,865	647	23,169	967	24,136	15,219	532	39,887
Murrumbidgee .. ..	3,257	7,730	19,106	712	30,805	1,078	31,883	18,843	517	51,243
Upper Murray .. ..	1,161	2,815	7,433	283	11,692	357	12,049	6,665	171	18,885
Central Murray .. ..	807	1,789	4,409	174	7,179	232	7,411	3,762	91	11,264
Upper Darling .. ..	441	637	3,035	51	4,164	232	4,396	2,176	53	6,625
Murray Darling .. ..	415	622	2,049	73	3,159	107	3,266	1,521	55	4,842
Central Darling .. ..	626	492	9,017	47	10,182	402	10,584	5,380	63	16,027
Lord Howe Island .. ..	2	24	24	..	50	1	51	41	..	92
Migratory Population .. ..	51	100	6,247	..	6,398	44	6,442	120	74	6,636
<b>TOTAL</b> .. ..	<b>70,931</b>	<b>118,017</b>	<b>735,034</b>	<b>7,255</b>	<b>931,237</b>	<b>25,423</b>	<b>956,660</b>	<b>523,315</b>	<b>12,236</b>	<b>1,492,211</b>

(a) Includes males who were (1) unable to secure employment, (2) temporarily laid off from their jobs and (3) not seeking work on account of sickness or accident, industrial dispute, resting between jobs or for any other reason.

New South Wales—Occupational Status of Females recorded in each Regional Area—Table 5 (b).

REGIONAL AREA	IN WORK FORCE						Not in Work Force	Occupational Status not Stated	GRAND TOTAL	
	AT WORK					Not at Work (a)				Total in Work Force
	Employer	Self Employed	Employee (on wage or salary)	Helper (not on wage or salary)	TOTAL					
Sydney (Metropolitan) .. ..	4,300	9,798	162,349	629	177,076	3,636	180,712	586,302	2,169	769,183
Richmond-Tweed .. ..	313	557	4,855	243	5,968	137	6,105	37,346	103	43,554
Clarence .. ..	141	253	2,403	104	2,901	91	2,992	22,992	84	26,068
Oxley .. ..	183	313	2,783	122	3,401	106	3,507	27,875	112	31,494
Newcastle .. ..	453	830	15,771	72	17,126	547	17,673	100,164	197	118,034
Sydney (Extra-Met.) .. ..	748	1,396	18,508	179	20,831	621	21,452	120,473	323	142,248
Illawarra .. ..	192	350	5,005	46	5,593	163	5,756	34,096	71	39,923
Monaro and South Coast .. ..	105	160	1,343	42	1,650	54	1,704	11,712	64	13,480
New England .. ..	185	276	3,234	57	3,752	132	3,884	26,564	97	30,545
Upper Hunter .. ..	115	150	1,491	33	1,789	43	1,832	12,076	24	13,932
Mitchell .. ..	242	376	5,228	46	5,892	225	6,117	39,081	85	45,283
Southern Tablelands .. ..	145	238	2,989	27	3,399	90	3,489	19,400	48	22,937
Namoi .. ..	227	262	3,671	52	4,212	154	4,366	28,957	134	33,457
Macquarie .. ..	174	233	2,685	38	3,130	106	3,236	22,959	75	26,270
Lachlan .. ..	251	354	3,850	58	4,513	158	4,671	32,477	96	37,244
Murrumbidgee .. ..	308	444	5,514	60	6,326	191	6,517	40,383	120	47,020
Upper Murray .. ..	142	201	2,462	29	2,834	90	2,924	14,821	41	17,786
Central Murray .. ..	58	100	1,084	15	1,257	57	1,314	8,432	18	9,764
Upper Darling .. ..	49	58	529	13	649	29	678	4,372	10	5,060
Murray Darling .. ..	48	42	335	11	436	20	456	3,137	15	3,608
Central Darling .. ..	107	88	1,776	30	2,001	83	2,084	12,825	35	14,944
Lord Howe Island .. ..	..	..	3	..	3	..	3	84	..	87
Migratory Population .. ..	4	5	177	1	187	12	199	465	42	706
<b>TOTAL</b> .. ..	<b>8,490</b>	<b>16,484</b>	<b>248,045</b>	<b>1,907</b>	<b>274,926</b>	<b>6,745</b>	<b>281,671</b>	<b>1,206,993</b>	<b>3,963</b>	<b>1,492,627</b>

(a) Includes females who were (1) unable to secure employment, (2) temporarily laid off from their jobs and (3) not seeking work on account of sickness or accident, industrial dispute, resting between jobs or for any other reason.

## New South Wales—Males in Regional Areas classified

Group	Industry	Sydney (Met.)	Rich- mond- Tweed	Clarence	Oxley	New- castle	Sydney (Extra Met.)	Ill- warra	Monaro & Sth. Coast	New England	Upper Hunter	Mitchell	Southern Table- lands
<b>A. PRIMARY PRODUCTION :</b>													
	Fishing .. .. .	684	253	432	670	361	473	291	309	4	2	2	3
	Hunting and Trapping .. .. .	23	11	5	124	30	75	29	112	448	194	266	111
	Agriculture, Grazing and Dairying—												
	Agriculture and Mixed Farming .. .. .	2,838	4,841	2,972	1,186	1,289	8,799	446	628	4,258	738	4,963	1,356
	Grazing .. .. .	938	492	452	661	151	544	68	1,759	3,954	1,997	2,347	3,300
	Dairying .. .. .	572	7,623	2,990	5,448	1,559	2,106	1,805	1,505	477	1,652	265	120
	Pig Farming .. .. .	50	16	9	5	19	157	14	7	15	8	19	2
	Poultry Farming .. .. .	609	30	18	17	324	2,929	52	3	41	25	47	30
	Beekeeping .. .. .	35	26	33	48	23	60	39	45	127	29	137	42
	Other .. .. .	127	85	36	92	27	68	11	22	103	46	49	17
	TOTAL .. .. .	5,169	13,113	6,510	7,457	3,392	14,663	2,435	3,969	8,975	4,495	7,827	4,867
	Forestry .. .. .	129	530	901	1,218	394	495	317	395	229	68	268	93
	TOTAL GROUP A .. .. .	6,005	13,907	7,848	9,469	4,177	15,706	3,072	4,785	9,656	4,759	8,363	5,074
<b>B. Mining and Quarrying :</b>													
	Mining .. .. .	448	164	45	40	11,584	354	3,420	50	697	434	2,304	467
	Quarrying .. .. .	143	21	5	12	19	324	165	17	3	21	102	81
	TOTAL GROUP B .. .. .	591	185	50	52	11,603	678	3,585	67	700	455	2,406	548
<b>C. Manufacturing :</b>													
	Inadequately defined .. .. .	1,810	18	2	9	287	173	12	2	2	1	54	5
	Manufacture relating to Cement Bricks, Glass, Stone, Coke, Oil, &c. .. .. .	8,901	79	52	56	1,138	1,495	490	26	54	16	1,135	108
	Founding Engineering and Metalworking (including Shipbuilding) .. .. .	62,719	298	139	286	17,062	6,320	7,526	83	137	66	2,016	84
	Manufacture, Assembly and Repair of Vehicles, Parts and Accessories .. .. .	17,465	136	57	79	2,095	1,701	94	8	47	26	358	258
	Manufacture of Textile and Fibrous Materials (not Dress) Manufacture of Clothing .. .. .	8,033	11	3	11	637	1,064	27	1	2	4	213	180
	Boot and Shoe Making (other than Rubber), Accessories and Repairing .. .. .	5,806	73	37	31	276	425	67	5	27	9	99	56
	Manufacture of Food and Drink .. .. .	4,977	60	30	38	236	471	67	24	76	25	105	148
	Tobacco Manufacture .. .. .	17,811	1,240	663	852	1,871	2,977	538	220	486	386	958	253
	Manufacture of Furniture, Fittings (not metal), Wood- working, Basketware, &c. .. .. .	1,368	..	1	1	29	72	..	..	..	..	..	..
	Paper, Printing, Bookbinding and Photography .. .. .	8,820	819	1,077	1,468	1,160	1,321	485	286	513	101	344	138
	Manufacture of Paints, Non- mineral Oils, Grease .. .. .	14,418	157	74	63	534	1,224	101	32	66	32	175	96
	Manufacture of Chemicals, Dyes, &c. .. .. .	3,367	12	77	2	21	229	5	80	5	..	61	192
	Manufacture of Explosives .. .. .	3,788	2	3	5	379	338	159	..	4	..	12	6
	Jewellery, Watchmaking, Elec- troplating and Minting .. .. .	9	..	..	..	1	30	..	..	..	..	..	..
	Preparation of Skins and Leather, Manufacture of Goods of Leather and Leather Substitutes (not clothing or footwear) .. .. .	1,970	35	10	11	77	190	27	6	11	6	15	13
	Manufacture of Rubber Goods Manufacture of Musical, Sur- gical and Scientific Instru- ments and Apparatus .. .. .	3,888	32	13	21	48	319	16	34	31	15	35	23
	Manufacture of Plastic Pro- ducts .. .. .	3,540	31	11	7	98	497	27	3	13	1	30	19
	Other Manufacture .. .. .	1,486	17	6	6	42	130	5	2	4	1	10	2
	Gas and Electricity .. .. .	1,230	3	1	1	1	75	3	..	1	1	..	..
	TOTAL GROUP C .. .. .	2,087	14	1	4	40	207	24	1	1	..	6	1
		7,177	114	79	71	923	750	189	44	69	43	232	87
	TOTAL GROUP C .. .. .	180,670	3,151	2,336	3,022	26,955	20,008	9,862	857	1,549	733	5,858	1,669
<b>D. BUILDING AND CONSTRUCTION :</b>													
	Inadequately defined .. .. .	25	..	..	1	1	3	..	..	..	..	2	1
	Construction and Repair of Buildings .. .. .	28,717	1,122	648	763	3,101	6,259	1,489	303	579	276	929	630
	Construction Works and Main- tenance (other than buildings)	15,307	1,067	946	1,058	2,891	5,240	1,167	555	1,000	723	1,607	1,289
	TOTAL GROUP D .. .. .	44,049	2,189	1,594	1,822	5,993	11,502	2,656	858	1,579	999	2,538	1,920

according to Industry—Summary Table—Table 6 (a).

Namoi	Macquarie	Lachlan	Murrumbidgee	Upper Murray	Central Murray	Upper Darling	Murray Darling	Central Darling	Lord Howe Island	Migratory Population	TOTAL
8	8	13	13	6	11	3	26	2	9	130	3,713
288	198	123	211	151	41	13	78	11	..	..	2,542
4,396	4,393	9,200	9,498	2,590	1,633	57	736	56	16	56	66,965
4,951	4,119	2,415	2,652	1,133	1,854	2,253	1,254	1,083	..	26	38,403
221	103	162	772	298	157	7	20	38	1	8	27,909
12	11	21	19	10	..	..	..	5	1	..	400
224	68	121	134	48	9	2	1	22	..	..	4,754
43	37	51	24	14	9	..	1	..	..	..	823
109	75	71	66	23	15	39	5	11	..	1	1,098
9,956	8,806	12,061	13,165	4,116	3,677	2,358	2,017	1,215	18	91	140,352
190	348	109	247	77	190	12	59	18	..	3	6,290
10,442	9,360	12,306	13,636	4,350	3,919	2,386	2,180	1,246	27	224	152,897
179	99	165	43	19	..	517	21	5,048	..	5	26,103
33	..	8	21	18	4	..	9	14	..	..	1,020
212	99	173	64	37	4	517	30	5,062	..	5	27,123
8	3	4	10	4	..	..	..	4	..	2	2,410
115	61	103	126	85	27	2	11	23	..	3	14,106
190	125	221	318	265	73	10	7	61	..	51	98,057
171	89	119	224	42	10	1	4	54	..	11	23,049
6	12	11	7	200	1	2	3	1	..	5	10,434
28	24	41	93	57	2	3	..	17	..	4	7,180
60	40	71	83	39	15	9	4	22	..	4	6,604
520	307	808	1,199	383	142	90	52	211	..	18	31,985
..	..	27	1	..	1	..	..	..	..	4	1,504
360	318	237	369	207	106	25	24	41	..	11	18,230
108	74	110	146	81	27	6	3	85	..	10	17,622
1	..	21	155	87	..	..	..	2	..	2	4,319
3	2	3	7	2	..	..	..	1	..	4	4,718
..	..	..	..	19	..	..	..	..	..	..	59
15	8	8	19	11	2	1	1	11	..	1	2,448
42	15	21	33	51	6	12	..	4	..	2	4,661
14	16	20	30	20	2	..	1	1	..	2	4,383
7	6	7	11	3	1	1	1	3	..	1	1,752
..	1	..	..	2	..	1	1	..	..	1	1,322
2	1	12	9	3	..	..	..	..	..	..	2,413
98	60	74	127	94	35	8	4	131	..	3	10,412
1,748	1,162	1,918	2,967	1,655	450	171	116	672	..	139	267,668
1	1	2	1	..	..	..	..	..	..	..	38
635	627	738	1,150	531	174	61	83	312	2	63	49,192
1,642	1,190	1,418	2,332	585	645	303	260	535	..	83	41,843
2,278	1,818	2,158	3,483	1,116	819	364	343	847	2	146	91,073

## New South Wales—Males in Regional Areas classified

Group	Industry	Sydney (Met.)	Rich- mond- Tweed	Clarence	Oxley	New- castle	Sydney (Extra Met.)	Illa- warra	Monaro & Sth. Coast	New England	Upper Hunter	Mitchell	Southern Table- lands
<b>E. TRANSPORT AND STORAGE :</b>													
Inadequately defined ..		1,506	36	13	17	99	165	40	16	5	7	11	16
Road Transport and Storage		22,389	1,406	760	952	2,969	3,927	1,078	438	832	414	1,093	597
Shipping .. .. .		6,110	64	45	82	742	525	63	30	3	1	8	5
Loading and discharging Vessels .. .. .		6,647	41	52	22	1,146	335	331	23	..	1	2	2
Rail Transport .. .. .		12,092	520	555	701	3,153	2,552	595	46	375	381	1,677	916
Air Transport .. .. .		1,696	3	6	6	8	127	4	2	2	..	4	8
<b>TOTAL GROUP E ..</b>		<b>50,440</b>	<b>2,070</b>	<b>1,431</b>	<b>1,780</b>	<b>8,117</b>	<b>7,631</b>	<b>2,111</b>	<b>555</b>	<b>1,217</b>	<b>804</b>	<b>2,795</b>	<b>1,544</b>
<b>F. COMMUNICATION :</b>		<b>8,239</b>	<b>238</b>	<b>150</b>	<b>168</b>	<b>624</b>	<b>1,146</b>	<b>191</b>	<b>106</b>	<b>233</b>	<b>86</b>	<b>277</b>	<b>171</b>
<b>G. FINANCE AND PROPERTY :</b>													
Banking .. .. .		5,622	313	168	175	349	687	148	86	207	87	239	135
Insurance .. .. .		4,322	103	42	35	311	435	77	14	49	18	79	56
Other—Offices, Agencies, &c.		3,912	123	47	38	243	483	65	20	23	12	51	24
<b>TOTAL GROUP G ..</b>		<b>13,856</b>	<b>539</b>	<b>257</b>	<b>248</b>	<b>903</b>	<b>1,605</b>	<b>290</b>	<b>120</b>	<b>279</b>	<b>117</b>	<b>369</b>	<b>215</b>
<b>H. COMMERCE :</b>													
Inadequately defined ..		838	17	5	8	22	62	4	..	4	..	3	1
Wholesale Trade (other than Livestock and Primary Dealing, &c.) .. .. .		21,801	313	159	166	1,585	2,339	332	63	218	90	323	194
Livestock and Primary Pro- duce Dealing, &c. .. .. .		4,232	115	55	72	412	534	64	71	259	71	207	201
Retail Trade .. .. .		37,123	1,911	1,051	1,192	5,008	5,844	1,661	461	1,188	584	1,892	947
<b>TOTAL GROUP H ..</b>		<b>63,994</b>	<b>2,356</b>	<b>1,271</b>	<b>1,438</b>	<b>7,027</b>	<b>8,779</b>	<b>2,061</b>	<b>595</b>	<b>1,669</b>	<b>745</b>	<b>2,424</b>	<b>1,343</b>
<b>I. PUBLIC AUTHORITY (n.e.i.) AND PROFESSIONAL ACTIVITIES :</b>													
Public Authority Activities n.e.i. .. .. .		18,155	433	247	155	822	1,984	238	89	202	63	251	322
Defence—Enlisted personnel ..		7,512	88	17	49	2,575	3,141	108	15	129	115	206	56
Defence—Civilian Employees		3,628	16	4	2	68	579	10	..	2	8	59	12
Law, Order and Public Safety		5,579	122	107	87	403	724	123	54	105	50	218	151
Religion and Social Welfare ..		1,764	99	58	85	314	600	73	32	75	32	101	72
Health, Hospitals, &c. .. .. .		6,333	234	96	104	793	834	187	60	139	55	329	186
Education .. .. .		4,774	408	206	259	716	1,055	236	94	355	89	369	168
Other Professional .. .. .		3,751	75	35	36	237	446	65	20	63	19	68	38
<b>TOTAL GROUP I ..</b>		<b>51,496</b>	<b>1,475</b>	<b>770</b>	<b>777</b>	<b>5,928</b>	<b>9,363</b>	<b>1,040</b>	<b>364</b>	<b>1,070</b>	<b>431</b>	<b>1,601</b>	<b>1,005</b>
<b>J. AMUSEMENT, HOTELS, CAFES, PERSONAL SERVICE, &amp;c.</b>													
Amusement, Sport and Recreation .. .. .		6,230	173	157	85	575	802	129	54	92	39	203	112
Hotels, Cafes, Personal Service, &c. .. .. .		15,109	723	386	453	1,336	2,943	650	330	467	197	787	454
<b>TOTAL GROUP J ..</b>		<b>21,339</b>	<b>896</b>	<b>543</b>	<b>538</b>	<b>1,911</b>	<b>3,745</b>	<b>779</b>	<b>384</b>	<b>559</b>	<b>236</b>	<b>990</b>	<b>566</b>
<b>K. OTHER INDUSTRIES .. .. .</b>		<b>10</b>	<b>..</b>	<b>..</b>	<b>..</b>	<b>1</b>	<b>7</b>	<b>..</b>	<b>..</b>	<b>..</b>	<b>..</b>	<b>..</b>	<b>1</b>
<b>L. INDUSTRY INADEQUATELY DEFINED .. .. .</b>		<b>25,941</b>	<b>780</b>	<b>744</b>	<b>1,008</b>	<b>2,849</b>	<b>3,245</b>	<b>755</b>	<b>226</b>	<b>428</b>	<b>192</b>	<b>671</b>	<b>256</b>
<b>M. INDUSTRY NOT STATED .. ..</b>		<b>16,839</b>	<b>753</b>	<b>491</b>	<b>706</b>	<b>1,974</b>	<b>3,768</b>	<b>723</b>	<b>514</b>	<b>935</b>	<b>242</b>	<b>1,001</b>	<b>492</b>
<b>N. PERSONS NOT IN WORK FORCE .. .. .</b>		<b>231,352</b>	<b>17,676</b>	<b>10,975</b>	<b>13,401</b>	<b>43,493</b>	<b>59,562</b>	<b>15,757</b>	<b>5,405</b>	<b>13,343</b>	<b>5,445</b>	<b>19,006</b>	<b>9,498</b>
<b>GRAND TOTAL .. .. .</b>		<b>714,821</b>	<b>46,215</b>	<b>28,459</b>	<b>34,429</b>	<b>121,555</b>	<b>146,745</b>	<b>42,882</b>	<b>14,836</b>	<b>33,217</b>	<b>15,244</b>	<b>48,300</b>	<b>24,302</b>

according to Industry—Summary Table—Table 6 (a)—continued.

Namoi	Macquarie	Lachlan	Murrumbidgee	Upper Murray	Central Murray	Upper Darling	Murray Darling	Central Darling	Lord Howe Island	Migratory Population	TOTAL
12	9	10	24	26	12	3	1	14	..	3	2,045
999	755	1,038	1,347	609	320	162	102	261	..	12	42,460
2	5	2	2	3	3	..	1	1	..	3,288	10,985
3	..	5	3	..	1	1	..	2	..	1	8,618
927	594	844	1,562	613	162	28	44	227	..	65	28,629
7	2	1	13	9	1	2	..	8	4	4	1,917
1,950	1,365	1,900	2,951	1,260	499	196	148	513	4	3,373	94,654
259	218	263	338	139	80	43	27	77	..	13	13,086
249	213	318	401	134	80	31	16	39	..	6	9,703
65	41	53	99	42	7	1	2	23	..	3	5,877
49	31	40	73	27	9	..	1	22	..	5	5,298
363	285	411	573	203	96	32	19	84	..	14	20,878
7	9	7	5	4	1	..	..	3	..	1	1,001
299	223	327	629	314	84	23	27	212	..	35	29,756
264	206	332	346	236	80	24	11	42	..	8	7,842
1,445	1,084	1,544	1,842	784	350	202	113	666	2	35	66,929
2,015	1,522	2,210	2,822	1,338	515	249	151	923	2	79	105,528
173	143	197	404	122	113	27	18	81	12	23	24,274
35	72	154	733	168	98	1	2	22	..	2,260	17,556
6	94	12	43	190	28	..	..	..	..	6	4,767
153	115	135	145	73	38	23	12	52	..	5	8,474
73	58	132	112	43	27	24	7	31	1	8	3,821
195	131	162	245	113	38	24	13	94	..	10	10,375
246	187	297	554	129	69	26	25	98	..	5	10,365
75	41	62	95	38	18	4	4	22	1	4	5,217
956	841	1,151	2,331	876	429	129	81	400	14	2,321	84,849
219	152	208	239	101	27	35	9	94	..	12	9,747
624	500	653	886	434	237	103	73	295	2	17	27,659
843	652	861	1,125	535	264	138	82	389	2	29	37,406
..	..	..	..	..	..	..	..	..	..	..	19
507	436	414	708	295	140	64	63	211	..	51	39,984
1,067	632	903	1,402	416	287	160	81	223	..	122	33,731
13,690	10,985	15,219	18,843	6,665	3,762	2,176	1,521	5,380	41	120	523,315
36,330	29,375	39,887	51,243	18,885	11,264	6,625	4,842	16,027	92	6,636	1,492,211

## New South Wales—Females in Regional Areas classified

Group	Industry	Sydney (Met.)	Richmond-Tweed	Clarence	Oxley	Newcastle	Sydney (Extra Met.)	Illawarra	Monaro & Stth. Coast	New England	Upper Hunter	Mitchell	Southern Tablelands
<b>A. PRIMARY PRODUCTION :</b>													
	Fishing .. .. .	18	..	2	2	4	6	2	6	1	..	..	..
	Hunting and Trapping .. .. .	..	..	..	..	..	..	..	..	2	..	1	..
	Agriculture, Grazing and Dairying—												
	Agriculture and mixed farming	189	97	63	45	37	389	47	23	125	30	160	35
	Grazing .. .. .	108	17	21	16	6	36	4	89	179	84	102	180
	Dairying .. .. .	47	1,049	281	440	142	147	148	115	56	137	11	10
	Pig Farming .. .. .	..	2	1	..	..	5	1	..	..	..	..	..
	Poultry Farming .. .. .	67	7	..	2	54	360	6	3	11	3	2	5
	Beekeeping .. .. .	1	..	..	..	1	3	3	1	1	1	..	2
	Other .. .. .	19	8	1	..	1	2	..	..	1	..	2	..
	TOTAL .. .. .	431	1,180	367	503	241	942	209	231	373	255	277	232
	Forestry .. .. .	8	1	2	1	1	..	2	..	..	..	..	1
	TOTAL GROUP A .. .. .	457	1,181	371	506	246	948	213	237	376	255	278	233
<b>B. MINING AND QUARRYING :</b>													
	Mining .. .. .	69	3	1	..	44	8	..	..	1	4	2	7
	Quarrying .. .. .	15	1	..	..	..	10	..	..	..	..	..	..
	TOTAL GROUP B .. .. .	84	4	1	..	44	18	..	..	1	4	2	7
<b>C. MANUFACTURING :</b>													
	Inadequately defined .. .. .	1,031	3	10	..	55	90	19	2	..	1	21	3
	Manufacturing relating to Cement, Bricks, Glass, Stone, Coke, Oil, &c. .. .. .	715	2	..	..	65	74	10	..	..	..	11	..
	Founding, Engineering and Metalworking (including Shipbuilding)	7,188	16	6	11	864	605	426	3	..	2	231	..
	Manufacture, Assembly and Repair of Vehicles, Parts and Accessories .. .. .	608	..	..	..	16	34	2	..	..	..	1	2
	Manufacture of Textile and Fibrous Materials (not Dress)	6,491	32	..	18	359	876	221	1	2	6	261	247
	Manufacture of Clothing .. .. .	19,933	300	112	135	1,780	2,150	925	19	81	101	348	183
	Boot and Shoe Making (other than Rubber), Accessories and Repairing .. .. .	2,767	1	1	32	175	180	8	..	18	1	64	61
	Manufacture of Food and Drink .. .. .	5,082	68	44	99	337	521	71	30	49	28	93	35
	Tobacco Manufacture .. .. .	1,416	..	..	..	167	37	2	1	..	..	2	..
	Manufacture of Furniture, Fittings (not metal), Woodworking, Basketware, &c. .. .	809	42	30	25	79	52	9	5	9	4	33	4
	Paper, Printing, Bookbinding and Photography .. .. .	5,540	72	23	20	253	405	62	9	28	9	45	31
	Manufacture of Paints, Non-mineral Oils, Grease .. .. .	1,185	1	5	2	4	49	..	..	1	..	1	1
	Manufacture of Chemicals, Dyes, &c. .. .. .	1,947	1	2	1	25	120	5	..	..	1	2	1
	Manufacture of Explosives .. .. .	3	..	..	..	..	4	..	..	..	..	..	..
	Jewellery, Watchmaking, Electroplating, Minting .. .. .	247	..	..	..	3	30	..	..	1	..	..	1
	Preparation of Skins and Leather, Manufacture of Goods of Leather and Leather Substitute (not clothing or footwear) .. .. .	1,335	1	..	..	16	119	4	1	..	..	3	..
	Manufacture of Rubber goods	605	5	1	..	6	68	61	..	1	..	6	1
	Manufacture of Musical, Surgical and Scientific Instruments and Apparatus .. .. .	338	..	..	..	10	21	4	..	..	..	4	..
	Manufacture of Plastic Products .. .. .	374	..	..	..	..	28	3	..	..	..	..	..
	Other Manufacture .. .. .	1,015	1	1	1	14	102	6	..	1	..	21	..
	Gas and Electricity .. .. .	420	7	2	1	60	35	7	3	1	3	..	2
	TOTAL GROUP C .. .. .	59,049	552	227	355	4,288	5,600	1,845	74	192	156	1,147	572

according to Industry—Summary Table—Table 6 (b).

Namoi	Macquarie	Lachlan	Murrumbidgee	Upper Murray	Central Murray	Upper Darling	Murray Darling	Central Darling	Lord Howe Island	Migratory Population	TOTAL
..	1	..	..	..	..	..	..	..	..	..	42
1	1	..	..	..	..	..	1	..	..	..	6
159	121	282	351	96	54	1	35	7	..	1	2,347
177	202	90	120	75	82	113	57	69	..	1	1,828
14	11	15	80	30	13	..	5	2	..	..	2,753
..	..	1	..	..	..	..	..	..	..	..	10
29	7	16	12	6	4	..	..	1	..	..	595
1	..	2	..	1	..	..	..	..	..	..	17
1	1	..	1	..	..	..	..	..	..	..	37
381	342	406	564	208	153	114	97	79	..	2	7,587
..	..	..	..	..	1	..	..	..	..	..	17
382	344	406	564	208	154	144	98	79	..	2	7,652
1	1	2	1	..	..	12	..	45	..	..	201
..	..	..	2	..	..	..	..	1	..	..	29
1	1	2	3	..	..	12	..	46	..	..	230
..	7	7	4	1	..	..	..	..	..	..	1,254
2	..	1	2	1	..	..	..	1	..	1	885
9	3	5	10	52	7	1	..	1	..	4	9,444
2	..	..	..	1	..	..	..	1	..	..	667
19	64	34	13	144	1	..	..	5	..	4	8,798
92	145	270	337	224	31	3	4	56	..	11	27,240
7	2	..	..	..	1	2	1	..	..	2	3,323
56	32	101	198	28	10	1	9	23	..	1	6,916
1	..	60	..	1	..	..	..	..	..	..	1,687
14	7	4	23	7	2	..	..	1	..	..	1,159
30	24	32	48	27	6	2	..	16	..	..	6,682
..	..	..	..	..	..	..	..	1	..	..	1,250
1	..	1	..	..	..	..	..	1	..	..	2,108
..	..	..	..	4	..	..	..	..	..	..	11
2	..	..	2	3	..	..	..	1	..	..	290
2	..	..	..	..	..	..	..	..	..	..	1,481
..	..	..	6	1	1	..	..	1	..	..	763
..	1	2	..	1	..	..	..	1	..	..	382
..	..	1	..	..	..	..	..	..	..	..	406
..	..	1	..	..	..	1	..	..	..	..	1,164
1	1	1	2	3	..	1	..	3	..	1	554
238	286	520	645	498	59	11	14	112	..	24	76,464

## New South Wales—Females in Regional Areas classified

Group	Industry	Sydney (Met.)	Richmond-Tweed	Clarence	Oxley	Newcastle	Sydney (Extra Met.)	Illawarra	Monaro & Sth. Coast	New England	Upper Hunter	Mitchell	Southern Tablelands
<b>D. BUILDING AND CONSTRUCTION :</b>													
	Inadequately defined Constructions, Repair of Buildings ..	328	5	2	2	21	29	6	1	1	..	5	3
	Construction Works and Maintenance (other than building)	109	2	1	1	15	21	6	..	1	3	5	..
	<b>TOTAL GROUP D ..</b>	<b>437</b>	<b>7</b>	<b>3</b>	<b>3</b>	<b>36</b>	<b>50</b>	<b>12</b>	<b>1</b>	<b>2</b>	<b>3</b>	<b>10</b>	<b>3</b>
<b>E. TRANSPORT AND STORAGE :</b>													
	Inadequately defined ..	98	4	..	..	4	8	3	1	..	..	..	..
	Road Transport and Storage..	1,031	80	41	41	137	168	63	25	42	23	55	40
	Shipping ..	667	2	..	2	56	43	4	1	..	..	..	..
	Loading and Discharging Vessels ..	22	..	..	..	7	1	2	..	..	..	..	..
	Rail and Air Transport ..	1,546	39	61	67	75	213	36	10	33	36	95	46
	<b>TOTAL GROUP E ..</b>	<b>3,364</b>	<b>125</b>	<b>102</b>	<b>110</b>	<b>279</b>	<b>433</b>	<b>108</b>	<b>37</b>	<b>75</b>	<b>59</b>	<b>150</b>	<b>86</b>
<b>F. COMMUNICATION .. ..</b>		2,619	186	91	136	342	432	158	80	144	72	187	110
<b>G. FINANCE AND PROPERTY :</b>													
	Banking .. ..	1,795	53	25	29	98	179	37	14	33	16	43	28
	Insurance .. ..	3,151	27	4	7	153	242	11	..	5	..	9	11
	Other—Offices, Agencies, &c.	2,293	32	12	10	129	258	48	6	12	5	15	8
	<b>TOTAL GROUP G ..</b>	<b>7,239</b>	<b>112</b>	<b>41</b>	<b>46</b>	<b>380</b>	<b>679</b>	<b>96</b>	<b>20</b>	<b>50</b>	<b>21</b>	<b>67</b>	<b>47</b>
<b>H. COMMERCE :</b>													
	Inadequately defined ..	391	2	..	3	14	28	4	1	2	1	3	1
	Wholesale Trade (other than Livestock and Primary Dealing, &c.) ..	6,772	40	17	16	426	558	70	2	21	14	43	19
	Livestock and Primary Produce Dealing, &c. ..	684	22	4	12	54	69	6	4	33	4	26	43
	Retail Trade .. ..	24,078	975	485	552	3,530	2,881	1,029	220	593	257	1,084	512
	<b>TOTAL GROUP H ..</b>	<b>31,925</b>	<b>1,039</b>	<b>506</b>	<b>583</b>	<b>4,024</b>	<b>3,536</b>	<b>1,109</b>	<b>227</b>	<b>649</b>	<b>276</b>	<b>1,156</b>	<b>575</b>
<b>I. PUBLIC AUTHORITY (n.e.i.) and PROFESSIONAL ACTIVITIES :</b>													
	Public Authority Activities, n.e.i. .. ..	7,838	83	63	73	377	753	92	38	67	22	112	136
	Defence—Enlisted Personnel..	147	..	..	2	18	19	5	..	..	1	..	1
	Defence—Civilian Employees	599	1	1	1	12	62	..	..	1	2	10	..
	Law, Order and Public Safety	1,541	76	33	30	142	167	45	11	56	16	40	41
	Religion and Social Welfare ..	1,708	13	44	20	234	448	23	1	29	89	46	73
	Health, Hospitals, &c. ..	12,083	526	307	260	1,587	1,135	385	135	295	131	539	323
	Education .. ..	7,507	371	217	210	968	1,238	263	111	529	96	455	278
	Other Professional .. ..	1,525	37	18	15	113	140	30	10	20	4	27	20
	<b>TOTAL GROUP I ..</b>	<b>32,948</b>	<b>1,107</b>	<b>683</b>	<b>611</b>	<b>3,451</b>	<b>3,962</b>	<b>843</b>	<b>306</b>	<b>997</b>	<b>361</b>	<b>1,229</b>	<b>872</b>
<b>J. AMUSEMENT, HOTELS, CAFES, PERSONAL SERVICE, &amp;c. :</b>													
	Amusement, Sport and Recreation .. ..	2,572	29	18	12	189	223	36	5	26	5	54	17
	Hotels, Cafes, Personal Service, &c. .. ..	24,717	1,438	752	948	3,199	3,631	1,024	573	1,042	524	1,366	775
	<b>TOTAL GROUP J ..</b>	<b>27,289</b>	<b>1,467</b>	<b>770</b>	<b>960</b>	<b>3,388</b>	<b>3,854</b>	<b>1,060</b>	<b>578</b>	<b>1,068</b>	<b>529</b>	<b>1,420</b>	<b>792</b>
<b>K. OTHER INDUSTRIES .. ..</b>		6	..	..	..	..	1	1	..	..	..	..	..
<b>L. INDUSTRY INADEQUATELY DEFINED .. ..</b>		7,863	73	42	40	495	657	109	19	56	22	171	39
<b>M. INDUSTRY NOT STATED ..</b>		9,601	355	239	269	897	1,606	272	189	371	98	385	201
<b>N. PERSONS NOT IN WORK FORCE .. ..</b>		586,302	37,346	22,992	27,875	100,164	120,473	34,096	11,712	26,564	12,076	39,081	19,400
	<b>GRAND TOTAL ..</b>	<b>769,183</b>	<b>43,554</b>	<b>26,068</b>	<b>31,494</b>	<b>118,034</b>	<b>142,248</b>	<b>39,923</b>	<b>13,480</b>	<b>30,545</b>	<b>13,932</b>	<b>45,283</b>	<b>22,937</b>



according to Industry—Summary Table—Table 6 (b)—continued.

Namoi	Macquarie	Lachlan	Murrumbidgee	Upper Murray	Central Murray	Upper Darling	Murray Darling	Central Darling	Lord Howe Island	Migratory Population	TOTAL
1	4	2	7	2	2	..	..	3	..	..	424
2	2	2	6	2	2	..	..	1	..	1	182
3	6	4	13	4	4	..	..	4	..	1	606
..	..	..	2	1	1	..	..	1	..	..	123
53	40	70	65	38	21	8	5	5	..	2	2,053
..	..	..	..	..	..	..	..	..	..	13	788
..	..	..	..	..	..	..	..	..	..	..	32
72	44	49	94	28	4	3	2	4	..	4	2,561
125	84	119	161	67	26	11	7	10	..	19	5,557
143	139	165	236	83	44	27	17	22	..	3	5,436
48	41	59	75	23	11	3	3	15	..	..	2,628
12	5	6	8	13	1	1	..	6	..	..	3,672
13	13	10	28	10	5	1	..	16	..	..	2,924
73	59	75	111	46	17	5	3	37	..	..	9,224
4	1	3	3	5	..	..	..	1	..	1	468
42	16	32	148	29	10	1	15	48	..	2	8,341
42	29	59	53	42	12	3	1	8	..	..	1,210
685	504	753	966	466	187	72	67	542	..	18	40,456
773	550	847	1,170	542	209	76	83	599	..	21	50,475
74	55	82	134	42	38	6	6	36	..	10	10,137
2	..	..	3	3	..	..	..	..	..	3	204
1	4	..	5	15	2	..	..	..	..	..	716
63	31	59	64	33	12	2	1	15	..	..	2,478
26	10	46	26	13	6	2	1	23	..	8	2,889
407	302	428	688	268	105	70	25	271	..	29	20,299
337	259	361	528	179	97	46	20	132	1	9	14,212
25	20	35	45	16	7	..	6	11	..	2	2,126
935	681	1,011	1,493	569	267	126	59	488	1	61	53,061
32	20	25	45	11	2	2	..	10	..	2	3,335
1,260	863	1,237	1,568	702	423	244	147	582	2	31	47,048
1,292	883	1,262	1,613	713	425	246	147	592	2	33	50,383
..	..	..	1	..	..	..	..	..	..	..	9
60	60	57	102	45	15	4	7	32	..	9	9,977
475	218	299	525	190	112	56	36	98	..	68	16,560
28,957	22,959	32,477	40,383	14,821	8,432	4,372	3,137	12,825	84	465	1,206,993
33,457	26,270	37,244	47,020	17,786	9,764	5,060	3,608	14,944	87	706	1,492,627

## New South Wales—Males in Regional Areas classified

Code No.	INDUSTRY	Sydney (Met.)	Richmond-Tweed	Clarence	Oxley	Newcastle	Sydney (Extra-Met.)	Illawarra	Monaro & South Coast	New England	Upper Hunter	Mitchell	Southern Tablelands
<b>A. PRIMARY PRODUCTION</b>													
<b>Sub Group 1.—Fishing:</b>													
000	Inadequately Defined .. .. .	470	236	407	555	257	359	260	225	4	2	1	2
001	Whaling .. .. .	..	..	..	..	..	..	..	..	..	..	..	..
002	Pearling .. .. .	1	..	..	..	..	..	..	..	..	..	..	..
003	Oyster Fishing .. .. .	79	16	22	108	99	89	5	59	..	..	1	..
004	Fish Hatcheries .. .. .	5	..	..	1	..	..	..	..	..	..	..	..
005	Trawling .. .. .	126	1	3	2	4	22	26	25	..	..	..	1
009	Other .. .. .	3	..	..	4	1	3	..	..	..	..	..	..
TOTAL SUB GROUP A.1		684	253	432	670	361	473	291	309	4	2	2	3
<b>Sub Group 2.—Hunting and Trapping:</b>													
010	Inadequately Defined .. .. .	1	..	..	..	..	..	..	2	14	1	1	..
011	Rabbit Trapping & Poisoning .. .. .	21	11	4	123	30	74	29	109	430	191	264	111
019	Other .. .. .	1	..	1	1	..	1	..	1	4	2	1	..
TOTAL SUB GROUP A.2		23	11	5	124	30	75	29	112	448	194	266	111
<b>Sub Group 3.—Agriculture.</b>													
<b>Grazing and Dairying:</b>													
020	Farming (so described) .. .. .	330	346	268	275	305	1,118	98	241	804	123	789	223
021	Mixed farming .. .. .	414	817	875	426	485	2,143	104	266	2,516	412	2,604	713
022	Rural (so described) .. .. .	48	11	12	73	10	41	6	43	124	40	153	79
023	Primary Producers, industry (so described) .. .. .	38	3	39	6	18	58	4	5	30	6	73	12
<b>Agriculture (other than mixed)</b>													
030	Wheat growing .. .. .	81	5	6	3	5	19	1	2	214	24	155	10
031	Sugar growing .. .. .	20	762	288	1	..	2	1	..	1	1	1	..
032	Fruit growing .. .. .	239	2,660	944	175	92	2,203	16	5	202	38	692	44
033	Grape growing .. .. .	6	..	1	..	58	43	..	..	2	10	5	..
034	Vegetable growing (so described) .. .. .	121	103	382	62	63	902	114	27	133	32	252	250
035	Market gardening (so described) .. .. .	807	92	129	132	209	1,868	84	14	56	37	188	21
036	Flower growing and nursery gardening .. .. .	645	20	9	13	43	359	15	14	15	5	13	3
037	Horticulture (so described) .. .. .	53	..	1	2	1	28	3	..	1	..	1	..
039	Other .. .. .	36	22	18	18	..	15	..	11	160	10	37	1
040	Grazing .. .. .	938	492	452	661	151	544	68	1,759	3,954	1,997	2,347	3,300
<b>Dairy, pig and poultry farming and beekeeping (other than mixed)</b>													
050	Dairying .. .. .	572	7,623	2,990	5,448	1,559	2,106	1,805	1,505	477	1,652	265	120
051	Pig farming .. .. .	50	16	9	5	19	157	14	7	15	8	19	2
052	Poultry farming .. .. .	609	30	18	17	324	2,929	52	3	41	25	47	30
053	Beekeeping .. .. .	35	26	33	48	23	60	39	45	127	29	137	42
060	Other .. .. .	127	85	36	92	27	68	11	22	103	46	49	17
TOTAL SUB GROUP A.3		5,169	13,113	6,510	7,457	3,392	14,663	2,435	3,969	8,975	4,495	7,827	4,867
<b>Sub Group 4.—Forestry:</b>													
070	Inadequately Defined .. .. .	60	129	192	243	48	38	31	53	69	3	28	11
071	Afforestation and re-afforestation .. .. .	12	13	14	47	4	18	8	3	15	..	7	6
072	Timber getting (including firewood) .. .. .	57	388	695	928	340	439	276	326	145	65	230	75
079	Other .. .. .	..	..	..	..	2	..	2	13	..	..	3	1
TOTAL SUB GROUP A.4		129	530	901	1,218	394	495	317	395	229	68	268	93
TOTAL A.—Prim. Production		6,005	13,907	7,848	9,469	4,177	15,706	3,072	4,785	9,656	4,759	8,363	5,074
<b>B. MINING &amp; QUARRYING</b>													
<b>Sub Group 1.—Mining:</b>													
080	Inadequately Defined .. .. .	89	24	9	6	41	15	28	11	62	15	35	343
081	Gold mining .. .. .	66	2	6	3	2	5	6	33	36	2	64	3
082	Silver, lead and zinc mining .. .. .	6	..	..	1	3	6	..	1	10	..	4	108
083	Coal mining .. .. .	246	15	6	14	11,526	322	3,384	..	..	417	1,961	1
084	Tin mining .. .. .	17	2	..	1	3	..	..	1	510	..	..	1
085	Iron mining .. .. .	2	..	..	3	1	3	..	..	..	..	2	7
086	Copper mining .. .. .	1	1	..	..	..	..	..	..	1	..	..	1
087	Shale mining .. .. .	5	..	..	..	..	3	..	..	..	..	233	2
088	Oil mining .. .. .	4	..	..	..	1	..	..	..	..	..	..	..
089	Other mining .. .. .	12	120	24	12	7	..	2	4	78	..	5	1
TOTAL SUB GROUP B.1		448	164	45	40	11,584	354	3,420	50	697	434	2,304	467
<b>Sub Group 2.—Quarrying:</b>													
090	Quarrying .. .. .	143	21	5	12	19	324	165	17	3	21	102	81
TOTAL B.—Mining and Quarrying .. .. .		591	185	50	52	11,603	678	3,585	67	700	455	2,406	548

according to Industry—Detailed Table—Table 7 (a).

Namoi	Macquarie	Lachlan	Murrumbidgee	Upper Murray	Central Murray	Upper Darling	Murray Darling	Central Darling	Lord Howe Island	Migratory Population	TOTAL	Code No.
4	..	3	12	6	11	..	24	1	9	105	2,953	000
..	..	..	..	..	..	..	..	..	..	..	..	001
..	..	..	..	..	..	..	..	..	..	..	..	002
..	..	5	..	..	..	..	1	..	..	..	484	003
4	7	4	1	..	..	3	1	1	..	..	27	004
..	1	1	..	..	..	..	..	..	..	25	237	005
..	..	..	..	..	..	..	..	..	..	..	11	009
8	8	13	13	6	11	3	26	2	9	130	3,713	
3	7	..	1	5	2	1	2	..	..	..	40	010
282	190	121	208	144	39	10	72	7	..	..	2,470	011
3	1	2	2	2	..	2	4	4	..	..	32	019
288	198	123	211	151	41	13	78	11	..	..	2,542	
600	409	1,082	1,043	281	244	6	8	1	5	20	8,619	020
2,680	2,804	5,567	4,958	1,688	883	4	51	7	6	21	30,444	021
161	151	158	110	28	14	6	3	3	..	..	1,274	022
28	14	36	30	9	16	2	..	2	..	..	429	023
720	811	1,818	1,369	440	143	..	2	2	1	3	5,834	030
..	..	..	1	1	..	..	..	..	..	3	1,082	031
21	48	215	1,346	42	222	3	369	7	..	4	9,587	032
..	..	3	22	26	35	..	91	..	..	1	303	033
31	25	52	304	17	19	4	4	4	1	..	2,902	034
67	115	144	92	42	53	31	120	28	..	2	4,331	035
10	10	5	39	14	1	1	2	1	3	..	1,240	036
..	3	1	51	1	2	..	86	1	..	1	236	037
78	3	139	133	1	1	..	..	..	..	1	684	039
4,951	4,119	2,415	2,652	1,133	1,854	2,253	1,254	1,083	..	26	38,403	040
221	103	162	772	298	157	7	20	38	1	8	27,909	050
12	11	21	19	10	..	..	..	5	1	..	400	051
224	68	121	134	48	9	2	1	22	..	..	4,754	052
43	37	51	24	14	9	..	1	..	..	..	823	053
109	75	71	66	23	15	39	5	11	..	1	1,098	060
9,956	8,806	12,061	13,165	4,116	3,677	2,358	2,017	1,215	18	91	140,352	
16	65	25	106	21	43	1	..	2	..	1	1,185	070
..	10	5	13	9	2	..	..	..	..	..	186	071
174	273	75	127	45	145	11	59	16	..	2	4,891	072
..	..	4	1	2	..	..	..	..	..	..	28	079
190	348	109	247	77	190	12	59	18	..	3	6,290	
10,442	9,360	12,306	13,636	4,350	3,919	2,386	2,180	1,246	27	224	152,897	
14	8	8	12	5	..	43	2	68	..	..	838	080
5	77	25	10	..	..	434	..	..	..	1	780	081
..	1	..	..	..	..	..	2	4,944	..	1	5,087	082
129	4	..	1	10	..	..	..	..	..	2	18,038	083
18	..	74	15	4	..	..	15	..	..	1	662	084
..	..	..	..	..	..	..	..	..	..	..	18	085
..	2	5	3	..	..	4	2	..	..	..	20	086
..	..	..	..	..	..	..	..	..	..	..	243	087
..	..	..	..	..	..	..	..	14	..	..	19	088
13	7	53	2	..	..	36	..	22	..	..	398	089
179	99	165	43	19	..	517	21	5,048	..	5	26,103	
33	..	8	21	18	4	..	9	14	..	..	1,020	090
212	99	173	64	37	4	517	30	5,062	..	5	27,123	

## New South Wales—Males in Regional Areas classified

Code No.	INDUSTRY	Sydney (Met.)	Richmond-Tweed	Clarence	Oxley	Newcastle	Sydney (Extra-Met.)	Illawarra	Monaro & South Coast	New England	Upper Hunter	Mitchell	Southern Tablelands
100	<b>C. MANUFACTURING</b> Inadequately defined ..	1,810	18	2	9	287	173	12	2	2	1	54	5
	<b>Sub Group 1.—Manufacture relating to Cement, Bricks, Glass, Stone, Coke, Oils, etc.:</b>												
110	Inadequately defined ..	140	2	2	..	19	130	2	..	..	..	1	1
	Cement, Plaster, etc.—												
111	Inadequately defined ..	39	..	..	..	12	28	..	..	..	..	98	3
112	Cement making ..	37	1	..	..	125	149	..	..	..	..	545	16
113	Articles of cement and concrete ..	517	6	5	1	25	131	4	..	3	..	1	7
114	Lime kilns & plaster works ..	307	14	9	8	83	87	37	4	7	3	16	26
115	Asbestos products ..	429	..	..	..	5	69	..	..	..	..	1	..
	Bricks, Earthenware, etc.—												
116	Inadequately defined ..	14	..	..	..	2	7	..	..	..	..	..	..
117	Bricks, tiles and fireclay products ..	1,822	33	21	36	492	497	252	15	29	2	68	40
118	Pottery and earthenware ..	784	1	..	..	92	91	6	..	1	..	1	2
120	Glass ..	3,350	2	1	1	159	159	5	..	1	1	2	..
121	Stone ..	328	19	12	8	38	40	23	6	12	7	36	11
122	Coke, briquetting, asphalt, etc. ..	71	..	..	..	28	2	150	..	..	..	1	..
	Oil—												
123	Inadequately defined ..	737	1	2	..	31	59	11	1	..	3	6	2
124	Extracting and refining of oil from coal and shale ..	27	..	..	1	..	5	..	..	..	..	359	..
125	Mineral oil refining ..	95	..	..	..	3	11	..	..	..	..	..	..
126	Charcoal ..	..	..	..	1	..	14	..	..	1	..	..	..
129	Other ..	204	..	..	..	24	16	..	..	..	..	..	..
	<b>TOTAL SUB GROUP C.1</b>	<b>8,901</b>	<b>79</b>	<b>52</b>	<b>56</b>	<b>1,138</b>	<b>1,495</b>	<b>490</b>	<b>26</b>	<b>54</b>	<b>16</b>	<b>1,135</b>	<b>108</b>
	<b>Sub Group 2.—Founding, Engineering &amp; Metalworking, incl. Shipbuilding:</b>												
130	Inadequately defined ..	2,448	3	1	3	2,809	267	3,081	1	1	3	10	9
	Extracting and refining of Metals—												
131	Inadequately defined ..	1,278	4	2	8	5,922	143	1,778	2	1	7	7	2
132	Smelting, converting, refining and rolling of iron and steel ..	103	..	..	..	218	10	681	..	1	..	..	..
133	Extracting and refining of non-ferrous metals and alloys ..	365	..	..	..	10	23	584	..	..	..	..	..
	Founding—												
134	Inadequately defined ..	1,423	3	..	..	97	116	27	..	3	..	2	4
135	Iron and steel foundries ..	2,144	1	..	..	206	152	48	..	3	1	1	2
136	Brass, copper and other metal foundries ..	685	..	..	..	26	36	20	..	..	..	2	..
140	Sheet, tube and wire making— Inadequately defined ..	633	2	1	4	998	20	101	..	1	..	1	..
	Iron and steel—												
141	Inadequately defined ..	4	..	..	..	1	..	..	..	..	..	..	..
142	Tinplate & galvanized sheet making ..	45	2	..	..	1,012	7	427	1	..	..	..	..
143	Wrought iron, sheet tube metallic bedstead and tubular steel furniture making ..	304	3	..	2	1,248	29	8	..	..	..	3	..
144	Wire, n.e.i., wire netting, wire rope and nail making ..	246	3	..	..	538	23	5	..	..	1	1	..
	Non-ferrous—												
145	Inadequately defined ..	25	..	..	..	..	..	3	..	..	..	..	..
146	Lead mills ..	69	..	..	..	..	1	..	..	..	..	..	..
147	Aluminium sheet, bar and rod making ..	186	..	..	..	1	27	..	..	..	..	..	..
148	Brass, copper, etc., sheet, bar and rod making ..	20	..	..	..	..	3	22	..	..	..	..	..
149	Wire, electric cable and flex making (incl. telephone wire) ..	118	..	..	..	..	275	55	..	..	..	..	..
	Iron and steel manufacture—												
150	Inadequately defined ..	129	..	..	..	16	11	8	..	..	1	..	..
151	Cutlery and small tools (not machine) making ..	732	2	..	1	8	48	1	..	..	..	8	3
152	Stove, grate & range making (including bath heaters) ..	848	1	..	..	10	93	..	..	2	..	2	..
153	Canister making ..	619	..	..	..	3	24	..	..	..	..	4	..
154	Tinplate and sheet metal working, n.e.i. ..	2,678	18	6	7	209	255	59	3	3	..	14	1
155	Springmaking ..	349	1	..	..	7	21	1	1	..	..	..	3
156	Blacksmithing and drop forging ..	355	43	34	39	61	88	19	16	48	19	37	16

according to Industry—Detailed Table—Table 7 (a)—continued.

Namoi	Macquarie	Lachlan	Murrumbidgee	Upper Murray	Central Murray	Upper Darling	Murray Darling	Central Darling	Lord Howe Island	Migratory Population	TOTAL	Code No.
8	3	4	10	4	..	..	..	4	..	2	2,410	100
..	..	1	..	3	..	..	..	..	..	..	301	110
4	..	..	1	4	..	..	..	..	..	..	189	111
..	..	1	..	2	..	..	..	2	..	1	879	112
4	5	4	5	11	..	..	..	2	..	..	731	113
32	11	12	17	16	9	..	2	11	..	..	711	114
..	..	..	..	..	..	..	..	..	..	..	504	115
..	..	..	..	..	..	..	..	..	..	..	23	116
50	31	48	80	38	15	..	9	1	..	..	3,579	117
..	..	..	..	..	..	1	..	..	..	1	980	118
2	..	2	3	1	1	..	..	1	..	1	3,692	120
15	8	24	20	9	1	1	..	2	..	..	620	121
..	..	..	..	..	..	..	..	..	..	..	252	122
8	3	8	..	1	..	..	..	4	..	..	877	123
..	1	1	..	..	..	..	..	..	..	..	394	124
..	1	..	..	..	..	..	..	..	..	..	110	125
..	..	2	..	..	1	..	..	..	..	..	19	126
..	1	..	..	..	..	..	..	..	..	..	245	129
115	61	103	126	85	27	2	11	23	..	3	14,106	
3	1	1	4	3	3	..	..	1	..	..	8,652	130
2	2	4	9	2	..	..	..	..	..	1	9,174	131
..	..	1	1	..	..	..	..	..	..	..	1,015	132
..	..	2	..	4	..	..	..	..	..	..	988	133
..	..	1	10	6	4	..	..	5	..	1	1,702	134
1	..	3	5	5	..	..	..	4	..	1	2,577	135
..	..	..	..	..	..	..	..	..	..	..	769	136
..	..	1	..	1	..	..	..	1	..	..	1,764	140
..	..	..	..	..	..	..	..	..	..	..	5	141
..	..	..	1	1	..	..	..	..	..	..	1,496	142
2	..	..	4	..	..	..	..	..	..	..	1,603	143
..	..	..	..	1	..	..	..	..	..	..	818	144
..	..	..	..	..	..	..	..	..	..	..	28	145
..	..	..	..	..	..	..	..	5	..	..	75	146
..	..	..	..	..	..	..	..	..	..	1	215	147
..	..	..	..	..	..	..	..	..	..	..	45	148
..	..	..	..	..	..	..	..	..	..	..	448	149
..	..	..	1	..	..	..	..	2	..	..	168	150
..	..	..	3	1	..	..	..	..	..	..	807	151
..	..	..	..	3	..	..	..	..	..	..	959	152
..	..	..	..	44	..	..	..	..	..	..	694	153
1	2	4	13	4	..	2	2	1	..	1	3,283	154
2	..	..	..	..	..	..	..	..	..	..	382	155
40	31	49	60	22	12	3	3	3	..	..	1,001	156

## New South Wales—Males in Regional Areas classified

Code No.	INDUSTRY	Sydney (Met.)	Richmond-Tweed	Clarence	Oxley	Newcastle	Sydney (Extra-Met.)	Illawarra	Monaro & South Coast	New England	Upper Hunter	Mitchell	Southern Tablelands
157	Iron and Steel Mnft. <i>Cont.</i> — Iron and steel fabrication and welding .. .. .	908	8	2	2	126	88	40	..	3	1	17	..
159	Iron and steel manufactures, n.e.i. .. .. .	1,051	1	1	..	92	72	1	1	..	..	1	..
160	General engineering (incl. engineering undefined) .. Machines and machinery manufacture and repair—	18,089	83	42	78	1,308	1,966	235	15	39	12	142	22
170	Inadequately defined .. .. .	470	4	1	1	20	42	1	1	..	2	2	..
171	Agricultural & earth moving machinery (incl. tractors)	1,011	21	5	7	8	283	6	2	6	6	16	1
172	Metalworking machines and appliances (incl. machine tools) .. .. .	155	..	..	1	3	16	..	..	..	..	1	..
173	Refrigerators and freezing machines .. .. .	1,991	20	5	8	71	182	16	3	3	1	14	3
174	Other domestic machinery	165	..	3	1	9	16	..	..	1	1	2	1
175	Stationary engines & power transmission equipment..	73	..	..	..	2	7	..	..	..	..	..	..
179	Other .. .. .	1,993	7	2	8	110	163	31	1	2	..	17	2
180	Metal goods, n.e.i.— Inadequately defined .. .. .	15	..	..	..	..	..	..	..	..	..	..	..
181	Nuts, bolts, screws, rivets, split pins and rings .. .. .	120	..	..	..	..	4	..	..	..	..	..	..
182	Aluminium hollow-ware and other aluminium products	212	..	..	..	..	42	..	..	..	..	..	..
183	Household and other fittings	382	..	..	..	7	27	3	..	..	..	..	..
189	Other metal goods .. .. .	760	..	1	1	18	54	3	1	..	..	6	1
190	Munitions (incl. ordnance, small arms, ammunition, etc.) .. .. .	280	..	1	..	4	211	3	..	2	..	1,305	1
200	Wireless, electrical machinery and apparatus, etc.— Inadequately defined .. .. .	124	..	..	..	..	11	..	..	..	..	..	..
201	Accumulator and battery making .. .. .	1,170	1	2	1	14	88	2	..	1	1	6	1
202	Incandescent lamp making	10	..	..	..	133	1	..	..	..	..	..	..
203	Wireless apparatus (incl. valves) making (excluding cabinets) .. .. .	3,269	30	14	11	35	312	18	6	9	2	13	4
204	Telegraph and telephone instruments .. .. .	265	..	..	..	2	16	..	..	..	..	..	1
209	Electrical machinery and apparatus n.e.i. (not installation, supply or dealing) and electrical engineering (so described) .. .. .	5,988	10	5	7	105	551	33	4	7	4	379	7
210	Ship and boat building and repairing and marine engineering .. .. .	8,412	27	11	96	1,595	496	206	25	1	4	3	..
	<b>TOTAL SUB GROUP C.2</b>	<b>62,719</b>	<b>298</b>	<b>139</b>	<b>286</b>	<b>17,062</b>	<b>6,320</b>	<b>7,526</b>	<b>83</b>	<b>137</b>	<b>66</b>	<b>2,016</b>	<b>84</b>
	<b>Sub Group 3.—Manufacture, Assembly and Repair of Vehicles, Parts and Accessories:</b>												
220	Inadequately defined .. .. .	214	13	1	1	20	27	4	..	6	7	8	7
221	Aircraft and aircraft parts .. .. .	2,586	..	1	2	8	236	2	2	2	1	5	..
222	Railway locomotives and rolling stock and trams (incl. railway workshops) ..	12,034	60	27	62	1,927	1,195	60	1	26	17	327	236
223	Motor vehicles, parts and accessories— Inadequately defined .. .. .	32	..	..	..	..	2	..	..	..	..	..	..
224	Construction and assembly of motor vehicles and manufacture of parts and accessories .. .. .	879	1	1	1	19	58	2	..	1	..	5	1
225	Motor body building, caravans and trailers .. .. .	1,355	55	24	13	115	142	25	5	11	1	12	12
226	Horse drawn vehicles .. .. .	1	..	..	..	1	..	..	..	..	..	..	..
227	Bicycles, parts & accessories	269	7	3	..	5	37	1	..	1	..	1	2
229	Other .. .. .	94	..	..	..	..	4	..	..	..	..	..	..
	<b>TOTAL SUB GROUP C.3</b>	<b>17,465</b>	<b>136</b>	<b>57</b>	<b>79</b>	<b>2,095</b>	<b>1,701</b>	<b>94</b>	<b>8</b>	<b>47</b>	<b>26</b>	<b>358</b>	<b>258</b>
	<b>Sub Group 4.—Manufacture of Textile and Fibrous Materials (not dress):</b>												
230	Inadequately defined .. .. . Wool, cotton, silk and rayon mills—	2,048	4	1	7	416	213	4	..	2	4	32	28
231	Inadequately defined .. .. .	38	..	..	..	1	11	..	..	..	..	1	52
232	Woollen and worsted mills (all processes) .. .. .	3,627	1	2	4	90	485	18	1	..	..	179	99
233	Cotton mills (all processes)	1,199	..	..	..	16	268	2	..	..	..	..	1

according to Industry—Detailed Table—Table 7 (a)—continued.

Namoi	Macquarie	Lachlan	Murrumbidgee	Upper Murray	Central Murray	Upper Darling	Murray Darling	Central Darling	Lord Howe Island	Migratory Population	TOTAL	Code No.
6	5	12	15	..	..	..	..	5	..	1	1,239	157
..	1	..	..	..	6	..	..	1	..	1	1,229	159
56	37	63	95	54	21	4	..	18	..	26	22,405	160
..	1	8	4	..	..	..	..	1	..	..	558	170
23	14	23	26	10	10	..	1	1	..	1	1,481	171
..	2	..	..	..	..	..	..	..	..	..	178	172
8	5	8	19	10	1	1	..	3	..	1	2,373	173
1	1	4	2	1	..	..	..	1	..	..	209	174
..	..	..	..	..	..	..	..	..	..	..	82	175
4	1	7	8	1	..	..	..	2	..	1	2,360	179
..	..	..	..	..	..	..	..	..	..	..	15	180
1	..	..	..	..	..	..	..	..	..	..	125	181
..	..	..	..	..	..	..	..	..	..	..	254	182
..	..	..	..	..	..	..	..	..	..	..	419	183
2	..	..	7	1	1	..	..	..	..	1	857	189
1	..	1	..	76	10	..	..	..	..	..	1,895	190
..	..	1	..	..	..	..	..	..	..	..	136	200
..	1	2	2	3	..	..	..	..	..	..	1,295	201
..	..	..	..	..	1	..	..	..	..	..	145	202
16	13	9	13	4	2	..	..	2	..	..	3,782	203
..	..	1	..	..	..	..	..	..	..	..	235	204
20	7	14	15	8	2	..	..	2	..	5	7,173	209
1	1	2	1	..	..	..	1	3	..	9	10,894	210
190	125	221	318	265	73	10	7	61	..	51	98,057	
9	5	5	4	1	4	..	..	..	..	..	336	220
..	10	1	6	1	1	1	..	3	..	1	2,869	221
139	57	102	188	19	5	..	4	36	..	7	16,530	222
..	..	..	..	..	..	..	..	..	..	..	34	223
..	..	5	2	4	..	..	..	3	..	..	982	224
22	12	4	22	12	..	..	..	11	..	3	1,856	225
..	..	..	..	..	..	..	..	..	..	..	2	226
1	5	2	2	4	..	..	..	1	..	..	341	227
..	..	..	..	1	..	..	..	..	..	..	99	229
171	89	119	224	42	10	1	4	54	..	11	23,049	
1	5	7	4	11	..	1	..	..	..	2	2,790	230
..	..	..	..	..	..	..	..	..	..	..	103	231
4	5	4	2	188	1	1	3	1	..	3	4,718	232
1	..	..	..	..	..	..	..	..	..	..	1,487	233

## New South Wales—Males in Regional Areas classified

Code No.	INDUSTRY	Sydney (Met.)	Richmond-Tweed	Clarence	Oxley	Newcastle	Sydney (Extra-Met.)	Illawarra	Monaro & South Coast	New England	Upper Hunter	Mitchell	Southern Tablelands
	Wool, cotton, silk and rayon mills— <i>continued</i> —												
234	Silk and rayon spinning and weaving .. .. .	19	..	..	..	101	3	..	..	..	..	..	..
235	Flax mills .. .. .	2	..	..	..	..	4	..	..	..	..	..	..
236	Tents, tarpaulins and other canvas goods .. ..	258	6	..	..	6	15	..	..	..	..	..	..
237	Textile printing .. ..	90	..	..	..	..	22	..	..	..	..	..	..
	Carpets, etc.—												
240	Inadequately defined ..	1	..	..	..	..	..	..	..	..	..	..	..
241	Carpets .. .. .	94	..	..	..	..	5	1	..	..	..	..	..
242	Felt and feltex .. ..	225	..	..	..	..	8	..	..	..	..	..	..
243	Matting (not rubber) ..	23	..	..	..	..	3	..	..	..	..	..	..
	Bags, rope, etc.—												
244	Inadequately defined ..	5	..	..	..	..	..	..	..	..	..	..	..
245	Rags and sacks .. .. .	32	..	..	..	..	5	1	..	..	..	..	..
246	Rope and cordage .. ..	220	..	..	..	..	16	1	..	..	..	..	..
249	Other .. .. .	152	..	..	..	7	6	..	..	..	..	1	..
	<b>TOTAL SUB GROUP C.4</b>	<b>8,033</b>	<b>11</b>	<b>3</b>	<b>11</b>	<b>637</b>	<b>1,064</b>	<b>27</b>	<b>1</b>	<b>2</b>	<b>4</b>	<b>213</b>	<b>180</b>
	<b>Sub Group 5.—Manufacture of Clothing:</b>												
250	Inadequately defined ..	2,236	13	6	6	123	184	29	1	2	4	64	31
251	Tailoring ready made clothing, waterproof and oilskin clothing .. .. .	1,568	53	31	24	136	100	27	2	23	5	32	22
252	Dressmaking, millinery, embroidery and lace .. ..	394	..	..	..	5	37	5	..	..	..	1	1
253	Shirts, handkerchiefs, under clothing (not knitted), etc.	208	..	..	..	3	15	3	1	..	..	..	2
254	Corsets .. .. .	79	..	..	..	..	3	..	1	..	..	1	..
255	Hats and caps .. .. .	583	..	..	1	..	36	..	..	1	..	..	..
256	Knitted goods and hosiery ..	610	6	..	..	9	37	1	..	1	..	1	..
259	Other .. .. .	128	1	..	..	..	13	2	..	..	..	..	..
	<b>TOTAL SUB GROUP C.5</b>	<b>5,806</b>	<b>73</b>	<b>37</b>	<b>31</b>	<b>276</b>	<b>425</b>	<b>67</b>	<b>5</b>	<b>27</b>	<b>9</b>	<b>99</b>	<b>56</b>
	<b>Sub Group 6.—Boot and Shoe making (other than rubber), Accessories and Repairing:</b>												
260	Inadequately defined ..	9	..	..	..	..	..	..	..	..	..	..	..
261	Boot and shoe making (other than rubber) .. .. .	3,853	11	5	11	62	262	15	7	28	5	43	107
262	Boot and shoe accessories (other than rubber) .. ..	7	1	..	..	..	..	..	..	..	..	1	..
263	Boot and shoe repairing (incl. bootmaker) (so described)	1,108	48	25	27	174	209	52	17	48	20	61	41
	<b>TOTAL SUB GROUP C.6</b>	<b>4,977</b>	<b>60</b>	<b>30</b>	<b>38</b>	<b>236</b>	<b>471</b>	<b>67</b>	<b>24</b>	<b>76</b>	<b>25</b>	<b>105</b>	<b>148</b>
	<b>Sub Group 7.—Manufacture of Food and Drink:</b>												
270	Inadequately defined ..	1,562	19	..	3	146	128	14	1	9	..	113	..
	Meat and Fish—												
280	Inadequately defined ..	1,240	151	55	7	91	938	23	2	124	197	151	5
281	Abattoirs .. .. .	1,055	30	81	6	290	124	5	4	61	28	123	19
282	Meat freezing, preserving and canning .. .. .	178	3	..	2	..	26	..	..	23	16	4	1
283	Bacon and ham .. .. .	142	17	11	20	8	13	..	6	11	1	..	..
284	Small goods .. .. .	293	13	1	..	28	20	1	1	..	..	9	..
289	Other meat and fish .. ..	33	..	..	..	..	2	..	37	1	1	1	3
	Milk, butter and cheese and substitutes—												
290	Inadequately defined ..	64	9	6	18	35	8	16	7	1	14	2	5
291	Butter .. .. .	42	282	92	143	90	17	16	33	24	31	15	9
292	Cheese .. .. .	32	11	1	35	..	3	..	24	..	1	..	2
293	Dried, condensed and other milk products .. .. .	97	6	3	342	20	37	83	1	2	11	2	1
294	Butterine and margarine ..	215	..	1	..	..	20	..	..	..	..	..	..
295	Ice cream .. .. .	271	..	1	8	53	21	26	1	1	..	6	..
296	Pasteurizing milk and cream	4	5	1	16	2	1	1	..	..	..	..	..
	Grain milling, cereal foods, etc.—												
300	Inadequately defined ..	10	..	..	..	..	..	..	..	..	..	..	..
301	Flour and other grain milling	910	12	1	3	35	53	3	..	17	1	104	25
302	Cereal foods and starch ..	290	1	..	..	9	13	..	..	..	..	..	..
303	Bread, cakes and pastry ..	3,995	264	149	207	769	855	269	81	170	68	255	141
304	Biscuits .. .. .	888	1	..	..	19	84	5	..	..	..	2	..
309	Other .. .. .	5	..	..	..	..	..	..	..	..	..	..	..
310	Confectionery (incl. cocoa and chocolate) .. .. .	1,380	1	1	..	29	74	3	..	1	..	5	2
311	Sugar milling and refining	1,411	348	213	..	3	75	1	..	..	..	2	..
	Jam, fruit and vegetable canning, etc., pickles, etc.—												
320	Inadequately defined ..	9	..	..	..	..	2	..	..	..	..	..	..
321	Jam making, fruit and vegetable canning .. .. .	336	..	1	..	..	32	..	1	5	..	26	..
322	Fruit and vegetable drying	19	..	..	..	..	1	..	..	..	1	..	..
323	Pickles, sauces and vinegar	46	..	..	..	1	2	..	..	..	..	..	..
324	Condiments and spices ..	106	..	..	..	4	5	..	..	..	..	3	..



according to Industry—Detailed Table—Table 7 (a)—continued.

Namei	Macquarie	Lachlan	Murrumbidgee	Upper Murray	Central Murray	Upper Darling	Murray Darling	Central Darling	Lord Howe Island	Migratory Population	TOTAL	Code No.
..	..	..	..	..	..	..	..	..	..	..	123	234
..	..	..	..	1	..	..	..	..	..	..	7	235
..	2	..	1	..	..	..	..	..	..	..	288	236
..	..	..	..	..	..	..	..	..	..	..	112	237
..	..	..	..	..	..	..	..	..	..	..	1	240
..	..	..	..	..	..	..	..	..	..	..	100	241
..	..	..	..	..	..	..	..	..	..	..	233	242
..	..	..	..	..	..	..	..	..	..	..	26	243
..	..	..	..	..	..	..	..	..	..	..	5	244
..	..	..	..	..	..	..	..	..	..	..	38	245
..	..	..	..	..	..	..	..	..	..	..	237	246
..	..	..	..	..	..	..	..	..	..	..	166	249
6	12	11	7	200	1	2	3	1	..	5	10,434	
5	3	9	37	31	..	..	..	..	..	1	2,785	250
21	13	23	56	23	2	3	..	17	..	2	2,183	251
1	..	..	..	2	..	..	..	..	..	..	446	252
..	..	3	..	1	..	..	..	..	..	1	237	253
..	..	..	..	..	..	..	..	..	..	..	84	254
1	..	..	..	..	..	..	..	..	..	..	622	255
..	2	1	..	..	..	..	..	..	..	..	668	256
..	6	5	..	..	..	..	..	..	..	..	155	259
28	24	41	93	57	2	3	..	17	..	4	7,180	
..	..	..	..	..	..	..	..	..	..	..	9	260
19	9	15	9	3	5	1	3	3	..	3	4,479	261
..	..	..	..	..	..	..	..	..	..	..	9	262
41	31	56	74	36	10	8	1	19	..	1	2,107	263
60	40	71	83	39	15	9	4	22	..	4	6,604	
4	2	65	192	2	2	..	..	1	..	1	2,264	270
5	7	147	10	7	1	42	..	12	..	2	3,217	280
20	8	14	18	15	2	13	1	16	..	..	1,933	281
32	22	63	8	5	1	2	7	1	..	..	394	282
..	..	..	22	..	..	..	..	..	..	..	251	283
11	4	..	12	..	..	..	..	..	..	..	393	284
..	..	..	2	1	..	2	..	..	..	..	83	289
..	3	..	4	1	..	..	..	..	..	..	193	290
8	5	10	50	32	13	..	..	1	..	1	914	291
..	..	..	..	2	1	..	..	..	..	..	112	292
..	..	..	1	1	..	..	..	1	..	1	609	293
..	..	..	..	..	..	..	..	..	..	..	236	294
1	..	1	4	2	..	..	..	..	..	..	396	295
1	1	..	..	1	..	..	..	..	..	..	33	296
1	..	..	2	..	1	..	..	..	..	..	14	300
133	57	123	147	55	38	..	..	..	..	..	1,717	301
45	..	..	..	..	..	..	..	..	..	1	359	302
201	152	237	283	129	58	24	20	123	..	2	8,452	303
3	..	..	1	..	..	..	..	..	..	..	1,003	304
..	..	..	..	..	..	..	..	..	..	..	5	309
..	..	1	1	1	2	..	..	..	..	2	1,503	310
..	..	..	..	..	..	..	..	..	..	..	2,053	311
..	..	..	..	..	..	..	..	..	..	..	11	320
1	..	36	155	..	1	..	..	..	..	1	595	321
..	..	2	9	..	4	..	20	..	..	..	56	322
..	..	..	1	..	..	..	..	..	..	..	50	323
..	..	..	..	..	..	..	..	..	..	..	118	324

## New South Wales—Males in Regional Areas classified

Code No.	INDUSTRY	Sydney (Met.)	Richmond-Tweed	Clarence	Oxley	Newcastle	Sydney (Extra-Met.)	Illawarra	Monaro & South Coast	New England	Upper Hunter	Mitchell	Southern Tablelands
325	Other foods, n.e.i.—												
326	Inadequately defined ..	1	..	..	..	..	..	..	..	..	..	..	..
	Grain threshing, chaffcutting and haypressing ..	1	..	..	..	..	1	..	..	4	3	44	2
329	Other .. .. .	170	7	..	..	5	42	3	..	..	..	..	1
	Drink manufacture (incl. ice)—												
330	Inadequately defined ..	138	..	..	..	2	7	1	..	..	..	..	1
331	Ice (not ice cream) ..	391	11	5	9	54	85	23	7	3	3	5	8
332	Aerated waters and cordials	641	49	37	31	123	109	44	14	27	10	43	24
333	Brewing .. .. .	1,644	..	2	2	43	103	1	..	1	..	42	4
334	Malting .. .. .	7	..	..	..	..	26	..	..	..	..	..	..
335	Distilling .. .. .	43	..	..	..	..	5	..	..	1	..	..	..
336	Wine making (not grape growing) .. .. .	55	..	..	..	10	41	..	..	..	..	1	..
339	Other .. .. .	87	..	1	..	2	4	..	..	..	..	..	..
	<b>TOTAL SUB GROUP C.7</b>	<b>17,811</b>	<b>1,240</b>	<b>663</b>	<b>852</b>	<b>1,871</b>	<b>2,977</b>	<b>538</b>	<b>220</b>	<b>486</b>	<b>386</b>	<b>958</b>	<b>253</b>
	<b>Sub Group 8.—Tobacco Manufacture:</b>												
340	Tobacco, cigar and cigarette making .. .. .	1,368	..	1	1	29	72	..	..	..	..	..	..
	<b>Sub Group 9.—Manufacture of Furniture, Fittings (not Metal), Woodworking, Basketwear, etc.:</b>												
350	Inadequately defined ..	350	1	..	..	11	30	3	1	..	..	..	1
351	Sawmilling (town or country) Furniture making, joining, etc.—	686	568	960	1,376	481	682	422	264	461	81	270	112
352	Inadequately defined ..	32	..	..	..	..	3	..	..	..	1	..	..
353	Cabinet and furniture making, n.e.i. .. .. .	4,679	81	20	7	345	319	36	3	25	9	22	18
354	House and shop fittings, n.e.i. (incl. signwriting) ..	427	9	4	7	35	56	7	3	3	2	6	5
355	Joinery, sash and door making .. .. .	373	64	24	14	90	75	10	1	17	8	3	..
356	Plywood making .. .. .	218	56	43	45	..	6	..	..	2	..	..	..
357	Fibre and pulp wall and ceiling board (not fibrous plaster or cement) ..	117	..	..	5	146	4	..	1	..	..	..	..
358	Wood turning and carving	256	5	2	2	28	22	..	13	..	..	..	..
359	Wooden boxes and cases ..	820	16	21	11	10	51	5	..	5	..	39	1
360	Coopering .. .. .	140	..	..	..	1	11	1	..	..	..	..	..
361	Basket and wickerware ..	134	19	2	..	..	17	..	..	..	..	1	..
	Bedding and furnishing drapery making—												
362	Inadequately defined ..	1	..	..	..	..	..	..	..	..	..	..	..
363	Bedding and mattresses, n.e.i. .. .. .	236	..	1	..	5	7	..	..	..	..	3	1
364	Other .. .. .	182	..	..	..	7	20	1	..	..	..	..	..
369	Other .. .. .	169	..	..	1	1	18	..	..	..	..	..	..
	<b>TOTAL SUB GROUP C.9</b>	<b>8,820</b>	<b>819</b>	<b>1,077</b>	<b>1,468</b>	<b>1,160</b>	<b>1,321</b>	<b>485</b>	<b>286</b>	<b>513</b>	<b>101</b>	<b>344</b>	<b>138</b>
	<b>Sub Group C.10—Paper Printing, Bookbinding and Photography:</b>												
370	Inadequately defined ..	53	..	..	..	..	2	..	..	..	..	..	..
371	Pulp and paper making ..	1,572	..	1	..	3	42	1	1	..	..	..	..
	Paper article making—												
372	Inadequately defined ..	196	1	..	..	2	12	..	..	..	..	..	..
373	Paper bag making .. .. .	89	..	..	..	2	4	..	..	..	..	1	..
374	Cardboard box and carton paper container making	491	..	..	..	2	26	..	..	..	..	..	1
375	Stationery and paper products, etc. .. .. .	250	..	..	..	4	14	2	1	..	..	..	..
376	Cigarette paper processing	9	..	..	..	3	..	..	..	..	..	..	..
	Printing and publishing—												
380	Inadequately defined ..	6,338	62	34	27	223	619	47	10	29	15	75	34
381	Printing and publication of newspapers and periodicals	3,462	60	31	24	223	309	28	13	30	14	77	27
382	Job and general printing ..	613	1	..	..	6	35	2	1	..	..	1	26
383	Bookbinding .. .. .	137	..	..	..	2	17	..	..	..	..	..	..
384	Lithography and Photo												
Lithography .. .. .	73	1	..	..	..	7	..	1	..	..	..	..	..
385	Other .. .. .	377	1	..	..	9	34	..	..	..	..	..	..
386	Photography goods and photography .. .. .	699	30	8	12	54	100	19	5	7	3	21	8
389	Other .. .. .	59	1	..	..	1	3	2	..	..	..	..	..
	<b>TOTAL SUB GROUP C.10</b>	<b>14,418</b>	<b>157</b>	<b>74</b>	<b>63</b>	<b>534</b>	<b>1,224</b>	<b>101</b>	<b>32</b>	<b>66</b>	<b>32</b>	<b>175</b>	<b>96</b>

according to Industry—Detailed Table—Table 7(a)—continued.

Namoi	Macquarie	Lachlan	Murrumbidgee	Upper Murray	Central Murray	Upper Darling	Murray Darling	Central Darling	Lord Howe Island	Migratory Population	TOTAL	Code No.
..	..	..	..	..	..	..	..	..	..	..	1	325
7	4	53	152	90	..	..	1	..	..	..	362	326
..	..	2	3	1	..	..	..	..	..	..	234	329
..	..	..	..	..	..	..	..	1	..	..	150	330
10	9	12	8	3	2	..	1	15	..	2	666	331
35	33	40	57	21	15	6	..	31	..	3	1,393	332
2	..	1	3	1	1	..	..	9	..	2	1,861	333
..	..	..	..	..	..	..	..	..	..	..	33	334
..	..	..	..	..	..	..	..	..	..	..	49	335
..	..	1	53	13	..	1	2	..	..	..	177	336
..	..	..	1	..	..	..	..	..	..	..	95	339
520	307	808	1,199	383	142	90	52	211	..	18	31,985	
..	..	27	1	..	1	..	..	..	..	4	1,504	340
..	1	..	2	1	..	..	..	1	..	..	402	350
297	273	204	233	162	95	23	22	24	..	7	7,703	351
..	..	..	..	..	..	..	..	..	..	..	36	352
48	23	16	37	20	8	2	1	12	..	3	5,734	353
3	6	5	9	6	..	..	..	4	..	..	597	354
12	11	11	47	13	2	..	..	..	..	1	776	355
..	..	..	..	..	..	..	..	..	..	..	370	356
..	..	..	..	..	..	..	..	..	..	..	273	357
..	..	..	..	..	..	..	..	..	..	..	328	358
..	3	1	37	5	1	..	1	..	..	..	1,027	359
..	..	..	1	..	..	..	..	..	..	..	154	360
..	..	..	..	..	..	..	..	..	..	..	173	361
..	..	..	..	..	..	..	..	..	..	..	1	362
..	..	..	2	..	..	..	..	..	..	..	255	363
..	1	..	..	..	..	..	..	..	..	..	211	364
..	..	..	1	..	..	..	..	..	..	..	190	369
360	318	237	369	207	106	25	24	41	..	11	18,230	
..	..	..	..	..	..	..	..	..	..	..	55	370
..	..	3	2	1	1	..	..	..	..	..	1,627	371
..	..	..	..	..	..	..	..	..	..	..	211	372
..	..	..	..	..	..	..	..	..	..	..	96	373
..	..	..	..	..	..	..	..	..	..	..	520	374
..	..	..	..	..	..	..	..	..	..	..	271	375
..	..	..	..	..	..	..	..	..	..	..	12	376
38	27	46	57	37	13	6	..	36	..	3	7,776	380
64	33	41	68	29	10	..	2	39	..	3	4,587	381
..	2	4	3	1	1	..	..	1	..	..	697	382
..	..	..	..	..	..	..	..	..	..	1	157	383
..	..	..	..	..	..	..	..	..	..	..	82	384
..	..	1	..	..	..	..	..	..	..	..	422	385
6	12	15	16	13	2	..	1	9	..	3	1,043	386
..	..	..	..	..	..	..	..	..	..	..	66	389
108	74	110	146	81	27	6	3	85	..	10	17,622	

## New South Wales—Males in Regional Areas classified

Code No.	INDUSTRY	Sydney (Met.)	Richmond-Tweed	Clarence	Oxley	Newcastle	Sydney (Extra-Met.)	Illawarra	Monaro & South Coast	New England	Upper Hunter	Mitchell	Southern Tablelands
<b>Sub Group 11.—Manufacture of Paints, Non-mineral Oils, Grease:</b>													
390	Inadequately defined ..	16	2	1	..	..	1	..	..	..	..	..	..
391	Paints and colours, varnish ..	1,528	..	..	1	5	115	1	..	2	..	1	..
392	Vegetable oils, essences and extracts .. .. .	143	8	..	..	..	24	3	78	..	..	55	189
393	Matches .. .. .	89	..	74	..	..	5	..	..	..	..	..	..
394	Soap and Candles .. .. .	1,152	..	..	1	13	40	..	1	3	..	5	3
395	Boiling down, tallow melting and refining, bone crushing and grit making, gut making .. .. .	113	..	..	..	2	17	1	1	..	..	..	..
396	Edible oils, n.e.i. .. .. .	31	..	..	..	..	2	..	..	..	..	..	..
397	Glue, size, gelatine, dextrine and gum .. .. .	295	2	..	..	1	25	..	..	..	..	..	..
TOTAL SUB GROUP C.11		3,367	12	77	2	21	229	5	80	5	..	61	192
<b>Sub Group 12.—Manufacture of Chemicals, Drugs, etc.:</b>													
400	Inadequately defined .. .. .	1,624	1	1	2	159	146	3	..	1	..	1	1
401	Drugs and patent medicines .. .. .	894	..	1	..	10	85	..	..	2	..	2	..
402	Chemical fertilizer manufacture and mixing .. .. .	113	..	1	1	48	14	132	..	..	..	9	5
403	Industrial and heavy chemicals and acids .. .. .	698	..	..	1	160	58	23	..	..	..	..	..
404	Cosmetics .. .. .	215	..	..	..	1	13	..	..	1	..	..	..
409	Other .. .. .	244	1	..	1	1	22	1	..	..	..	..	..
TOTAL SUB GROUP C.12		3,788	2	3	5	379	338	159	..	4	..	12	6
<b>Sub Group 13.—Manufacture of Explosives:</b>													
410	Explosives .. .. .	9	..	..	..	1	30	..	..	..	..	..	..
<b>Sub Group 14.—Jewellery, Watchmaking, Electroplating and Minting:</b>													
420	Inadequately defined .. .. .	6	..	..	..	..	..	..	..	..	..	..	1
421	Jewellery and watchmaking (incl. repairing) .. .. .	1,106	27	10	10	45	110	21	6	11	5	13	11
422	Electroplate ware and electroplating .. .. .	857	8	..	1	32	80	6	..	..	1	2	1
423	Minting .. .. .	1	..	..	..	..	..	..	..	..	..	..	..
429	Other .. .. .	..	..	..	..	..	..	..	..	..	..	..	..
TOTAL SUB GROUP C.14		1,970	35	10	11	77	191	27	6	11	6	15	13
<b>Sub Group 15.—Preparation of Skins &amp; Leather, Manufacture of Goods of Leather and Leather Substitutes (not Clothing or Footware):</b>													
430	Inadequately defined .. .. .	141	..	..	..	..	5	2	..	..	..	..	..
431	Furriers and fur dressing .. .. .	163	1	1	..	2	12	..	2	..	..	..	1
432	Fellmongering .. .. .	616	..	..	..	1	81	..	..	1	..	17	..
433	Tanning, currying and leather dressing .. .. .	1,669	1	1	1	..	114	2	14	6	..	4	10
434	Saddlery, harness and whips .. .. .	163	28	11	19	32	27	9	13	24	14	14	10
435	Bags, trunks and other goods of leather and leather substitutes (not clothing or footwear) .. .. .	1,130	2	..	1	13	80	3	..	..	1	..	2
439	Other .. .. .	6	..	..	..	..	..	..	5	..	..	..	..
TOTAL SUB GROUP C.15		3,888	32	13	21	48	319	16	34	31	15	35	23
<b>Sub Group 16.—Manufacture of Rubber Goods:</b>													
440	Inadequately defined .. .. .	2,536	2	2	2	28	299	8	2	1	..	8	3
441	Rubber tyres and tubes .. .. .	617	..	..	..	9	143	3	..	..	..	3	..
442	Rubber boots and shoes .. .. .	28	..	..	..	..	5	..	..	..	..	..	..
443	Rubber goods, n.e.i. (not clothing) .. .. .	62	..	..	..	4	9	..	..	..	..	..	..
444	Vulcanizing and tyre retreading .. .. .	247	29	9	5	57	41	16	1	12	1	19	16
TOTAL SUB GROUP C.16		3,540	31	11	7	98	497	27	3	13	1	30	19
<b>Sub Group 17.—Manufacture of Musical, Surgical and Scientific Instruments and Apparatus:</b>													
450	Musical, surgical and scientific instruments and apparatus .. .. .	1,486	17	6	6	42	130	5	2	4	1	10	2

according to Industry—Detailed Table—Table 7(a)—continued.

Namoi	Macquarie	Lachlan	Murrumbidgee	Upper Murray	Central Murray	Upper Darling	Murray Darling	Central Darling	Lord Howe Island	Migratory Population	TOTAL	Code No.
..	..	..	..	..	..	..	..	..	..	..	20	390
..	..	..	2	..	..	..	..	1	..	1	1,657	391
..	..	21	146	85	..	..	..	1	..	..	755	392
..	..	..	..	..	..	..	..	..	..	..	168	393
1	..	..	6	1	..	..	..	..	..	1	1,227	394
..	..	..	1	1	..	..	..	..	..	..	136	395
..	..	..	..	..	..	..	..	..	..	..	33	396
..	..	..	..	..	..	..	..	..	..	..	323	397
1	..	21	155	87	..	..	..	2	..	2	4,319	
1	..	..	..	1	..	..	..	1	..	2	1,944	400
..	1	1	4	1	..	..	..	..	..	1	1,002	401
..	..	1	1	..	..	..	..	..	..	..	325	402
..	..	..	2	..	..	..	..	..	..	..	942	403
..	..	1	..	..	..	..	..	..	..	1	232	404
2	1	..	..	..	..	..	..	..	..	..	273	409
3	2	3	7	2	..	..	..	1	..	4	4,718	
..	..	..	..	19	..	..	..	..	..	..	59	410
..	..	..	..	..	..	..	..	..	..	..	7	420
13	7	8	13	7	2	1	1	11	..	1	1,439	421
2	1	..	6	4	..	..	..	..	..	..	1,001	422
..	..	..	..	..	..	..	..	..	..	..	1	423
..	..	..	..	..	..	..	..	..	..	..	..	429
15	8	8	19	11	2	1	1	11	..	1	2,448	
..	..	..	..	..	..	..	..	..	..	..	148	430
..	..	..	2	..	..	..	..	..	..	..	184	431
17	2	..	2	30	..	7	..	..	..	..	774	432
1	1	..	1	1	..	..	..	..	..	1	1,827	433
22	11	21	28	18	6	5	..	3	..	..	478	434
2	..	..	..	2	..	..	..	1	..	1	1,238	435
..	1	..	..	..	..	..	..	..	..	..	12	439
42	15	21	33	51	6	12	..	4	..	2	4,661	
6	9	2	4	4	1	..	..	..	..	1	2,968	440
..	..	2	1	4	..	..	..	..	..	..	782	441
..	..	..	..	..	..	..	..	..	..	..	33	442
..	..	..	..	..	..	..	..	..	..	..	75	443
8	7	16	25	12	1	..	1	1	..	1	525	444
14	16	20	30	20	2	..	1	1	..	2	4,383	
7	6	7	11	3	1	1	1	3	..	1	1,752	450

## New South Wales—Males in Regional Areas classified

Code No.	INDUSTRY	Sydney (Met.)	Richmond-Tweed	Clarence	Oxley	Newcastle	Sydney (Extra-Met.)	Illawarra	Monaro & South Coast	New England	Upper Hunter	Mitchell	Southern Tablelands
460	<b>Sub Group 18.—Manufacture of Plastic Products:</b> Plastic products .. .. .	1,230	3	1	1	1	75	3	..	1	1	..	..
470	<b>Sub Group 19.—Other Manufacture:</b> Linoleums and leather cloth ..	248	..	..	..	..	41	..	..	..	..	..	..
471	Toys, games, and sports requisites (excl. billiard tables) .. .. .	1,019	2	1	1	7	87	24	1	..	..	1	..
472	Buttons and Buckles .. .. .	152	..	..	..	..	14	..	..	1	..	..	..
473	Brooms and brushes .. .. .	387	12	..	3	19	42	..	..	..	..	..	1
474	Artificial flowers .. .. .	28	..	..	..	3	7	..	..	..	..	..	..
475	Pencils, pens, etc. .. .. .	83	..	..	..	..	7	..	..	..	..	..	..
476	Power alcohol distillation .. .. .	..	..	..	..	..	..	..	..	..	..	..	..
479	Other .. .. .	170	..	..	..	11	9	..	..	..	..	5	..
	<b>TOTAL SUB GROUP C.19</b>	2,087	14	1	4	40	207	24	1	1	..	6	1
	<b>Sub Group 20.—Gas and Electricity:</b>												
480	Gas .. .. .	3,221	30	14	1	353	301	57	3	16	20	77	25
481	Electricity .. .. .	3,956	84	65	70	570	449	132	41	53	23	155	62
	<b>TOTAL SUB GROUP C.20</b>	7,177	114	79	71	923	750	189	44	69	43	232	87
	<b>TOTAL GROUP C ..</b>	180,670	3,151	2,336	3,022	26,955	20,008	9,862	857	1,549	733	5,858	1,669
	<b>GROUP D.—BUILDING AND CONSTRUCTION.</b>												
500	Inadequately defined .. .. .	25	..	..	1	1	3	..	..	..	..	2	1
510	<b>Sub Group 1.—Construction and Repair of Buildings:</b> ..	28,717	1,122	648	763	3,101	6,259	1,489	303	579	276	929	630
	<b>Sub Group 2.—Construction Works and Maintenance (other than Building):</b>												
520	Inadequately defined .. .. .	5,191	318	207	185	725	1,060	557	134	226	102	422	285
521	Road and bridges .. .. .	1,669	276	339	310	360	801	207	277	352	123	271	254
522	Rail and tramways and works	3,108	245	277	382	896	1,268	184	47	198	360	648	364
523	Harbour and river works, wharves and docks .. .. .	842	11	15	4	146	57	6	2	2	..	2	..
524	Hydro-electric power works and electric transmission lines .. .. .	14	22	8	8	44	61	21	6	10	9	11	8
525	Telegraph and telephone lines	1,556	168	79	113	178	434	87	74	147	37	114	112
	Water supply, sewerage, drainage and irrigation—												
526	Inadequately defined .. .. .	2,468	3	7	3	49	1,232	80	..	1	31	10	227
527	Water conservation, supply and maintenance .. .. .	249	5	2	35	441	108	15	10	8	8	17	10
528	Sewerage .. .. .	68	13	1	12	33	21	2	1	8	2	5	6
529	Irrigation works .. .. .	22	..	..	..	4	5	..	1	..	3	3	..
530	Dam making and well sinking	35	..	4	4	7	173	6	3	39	46	96	20
531	Land drainage and swamp reclamation .. .. .	52	2	3	2	2	13	..	..	..	..	..	2
532	Aerodrome construction and maintenance .. .. .	23	..	4	..	4	1	..	..	..	..	..	..
539	Other .. .. .	10	4	..	..	2	6	2	..	9	2	8	1
	<b>TOTAL SUB GROUP D.2 ..</b>	15,307	1,067	946	1,058	2,891	5,240	1,167	555	1,000	723	1,607	1,289
	<b>TOTAL GROUP D ..</b>	44,049	2,189	1,594	1,822	5,993	11,502	2,656	858	1,579	999	2,538	1,920
	<b>GROUP E.—TRANSPORT AND STORAGE.</b>												
540	Inadequately defined .. .. .	1,506	36	13	17	99	165	40	16	5	7	11	16
	<b>Sub Group 1.—Road Transport and Storage:</b>												
550	Inadequately defined .. .. .	639	24	13	8	68	91	20	9	10	2	12	8
551	Motor Engineering .. .. .	4,484	320	155	185	486	748	189	92	164	90	217	143
552	Motor garages (so described)	1,568	204	126	152	236	424	189	85	149	68	189	..
553	Petrol selling, car parking and towing service .. .. .	457	31	14	20	70	92	23	12	19	4	25	129
554	Taxi and hire car service .. .. .	2,832	91	47	71	206	346	104	18	41	17	94	52
555	Carrying and cartage service (incl. mail contracting) .. .. .	5,706	579	314	393	912	1,396	351	197	384	220	478	222
556	Tramway service (incl. trolley buses) .. .. .	4,130	4	16	17	377	158	5	1	6	2	2	1
557	Motor bus and car service .. .. .	2,114	146	75	104	593	633	195	21	59	10	61	30
558	Other road service (including livery stables) .. .. .	97	3	..	..	6	9	1	1	..	..	3	..

according to Industry—Detailed Table—Table 7 (a)—continued.

Namoi	Macquarie	Lachlan	Murrumbidgee	Upper Murray	Central Murray	Upper Darling	Murray Darling	Central Darling	Lord Howe Island	Migratory Population	TOTAL	Code No.
..	1	..	..	2	..	1	1	..	..	1	1,322	460
..	..	..	..	..	..	..	..	..	..	..	289	470
2	1	..	1	2	..	..	..	..	..	..	1,149	471
..	..	..	..	..	..	..	..	..	..	..	167	472
..	..	4	8	..	..	..	..	..	..	..	476	473
..	..	..	..	1	..	..	..	..	..	..	39	474
..	..	..	..	..	..	..	..	..	..	..	90	475
..	..	8	..	..	..	..	..	..	..	..	8	476
..	..	..	..	..	..	..	..	..	..	..	195	479
2	1	12	9	3	..	..	..	..	..	..	2,413	
22	12	19	32	39	4	..	..	44	..	1	4,291	480
76	48	55	95	55	31	8	4	87	..	2	6,121	481
98	60	74	127	94	35	8	4	131	..	3	10,412	
1,748	1,162	1,918	2,967	1,655	450	171	116	672	..	139	267,668	
1	1	2	1	..	..	..	..	..	..	..	38	500
635	627	738	1,150	531	174	61	83	312	2	63	49,192	510
304	240	308	379	151	85	20	21	184	..	2	11,106	520
229	250	225	287	121	130	122	53	98	..	3	6,757	521
548	442	588	962	198	108	90	86	101	..	15	11,115	522
..	4	..	1	3	..	..	..	..	..	59	1,154	523
30	9	18	33	10	3	..	2	1	..	..	328	524
131	83	104	171	56	28	6	15	12	..	3	3,708	525
115	39	52	386	14	219	14	46	10	..	1	5,007	526
9	7	13	23	14	47	4	22	86	..	..	1,133	527
14	..	23	9	11	1	1	..	14	..	..	245	528
4	..	1	14	..	14	4	2	..	..	..	77	529
239	105	74	46	6	10	40	12	27	..	..	992	530
1	..	1	1	..	..	1	1	..	..	..	81	531
..	..	..	1	1	..	1	..	..	..	..	35	532
18	11	11	19	..	..	..	..	2	..	..	105	539
1,642	1,190	1,418	2,332	585	645	303	260	535	..	83	41,843	
2,278	1,818	2,158	3,483	1,116	819	364	343	847	2	146	91,073	
12	9	10	24	26	12	3	1	14..	..	3	2,045	540
4	8	5	7	17	13	1	4	8	..	3	974	550
220	174	221	328	134	74	25	13	51	..	..	8,513	551
187	160	230	266	117	70	36	15	24	..	..	4,624	552
11	16	25	31	16	..	2	2	15	..	1	897	553
60	41	53	64	34	7	9	3	14	..	1	4,205	554
478	333	447	593	254	153	88	58	92	..	3	13,651	555
6	4	12	5	3	..	1	1	1	..	2	4,754	556
31	15	30	36	32	3	..	6	53	..	2	4,249	557
..	..	..	1	..	..	..	..	2	..	..	123	558

## New South Wales—Males in Regional Areas classified

Code No.	INDUSTRY	Sydney (Met.)	Richmond-Tweed	Clarence	Oxley	Newcastle	Sydney (Extra-Met.)	Illawarra	Monaro & South Coast	New England	Upper Hunter	Mitchell	Southern Tablelands
559	<b>Sub Group E.1.—Continued.</b> Storage .. .. .	362	4	..	2	15	30	1	2	..	1	12	1
	<b>TOTAL SUB GROUP E.1 ..</b>	22,389	1,406	760	952	2,969	3,927	1,078	438	832	414	1,093	597
560	<b>Sub Group 2.—Shipping:</b> Inadequately defined ..	3,092	11	10	16	302	201	23	6	1	..	2	..
561	Ferry and harbour service (incl. tugs, barges and lighters) ..	614	20	8	28	89	77	1	5	..	..	..	..
562	Coastwise and oversea shipping ..	2,309	15	18	6	331	155	27	8	2	1	6	2
563	Boat hiring .. .. .	79	13	6	25	15	86	9	5	..	..	..	3
564	Lighthouses and beacons ..	5	5	3	7	3	4	3	6	..	..	..	..
569	Other .. .. .	11	..	..	..	2	2	..	..	..	..	..	..
	<b>TOTAL SUB GROUP E.2</b>	6,110	64	45	82	742	525	63	30	3	1	8	5
570	<b>Sub Group 3.—Loading and Discharging Vessels:</b> Loading and discharging vessels	6,647	41	52	22	1,146	335	331	23	..	1	2	2
580	<b>Sub Group 4.—Rail and Air Transport:</b> Rail service .. .. .	12,092	520	555	701	3,153	2,552	595	46	375	381	1,677	916
581	Air transport .. .. .	1,696	3	6	6	8	127	4	2	2	..	4	8
	<b>TOTAL SUB GROUP E.4 ..</b>	13,788	523	561	707	3,161	2,679	599	48	377	381	1,681	924
	<b>TOTAL GROUP E ..</b>	50,440	2,070	1,431	1,780	8,117	7,631	2,111	555	1,217	804	2,795	1,544
	<b>GROUP F.—COMMUNICATION</b>												
590	Inadequately defined ..	38	2	2	..	..	1	..	..	..	1	..	..
591	Post, telegraph and telephone services .. .. .	7,884	236	148	167	624	1,116	191	106	232	85	277	171
592	Wireless communication (not broadcasting and cable service) .. .. .	312	..	..	1	..	28	..	..	1	..	..	..
593	Messenger service .. .. .	5	..	..	..	..	1	..	..	..	..	..	..
599	Other .. .. .	..	..	..	..	..	..	..	..	..	..	..	..
	<b>TOTAL GROUP F ..</b>	8,239	238	150	168	624	1,146	191	106	233	86	277	171
	<b>GROUP G.—FINANCE AND PROPERTY.</b>												
600	<b>Sub Group 1.—Banking:</b> Banking .. .. .	5,622	313	168	175	349	687	148	86	207	87	239	135
610	<b>Sub Group 2.—Insurance:</b> Inadequately defined ..	1	..	..	..	1	..	..	..	..	..	..	..
611	Insurance (incl. life assurance) ..	4,207	103	41	34	309	426	77	13	49	18	79	54
612	Friendly and benefit societies ..	80	..	..	..	..	6	..	1	..	..	..	1
619	Other .. .. .	34	..	1	1	1	3	..	..	..	..	..	1
	<b>TOTAL SUB GROUP G.2 ..</b>	4,322	103	42	35	311	435	77	14	49	18	79	56
620	<b>Sub Group 3.—Other Agencies, etc.:</b> Inadequately defined ..	118	..	1	..	11	10	2	..	..	..	..	1
621	House and estate agencies, valuing and auctioneering (incl. stock and stations) ..	1,468	109	37	31	110	240	42	16	18	10	38	19
622	Building companies and societies .. .. .	59	2	..	..	23	13	1	..	..	..	3	..
623	Money lending and pawn-broking .. .. .	208	1	2	..	16	9	4	..	..	..	3	1
624	Cash order and hire purchase ..	318	..	..	..	55	32	11	..	..	..	1	..
625	Stock and share broking ..	195	..	1	..	3	23	..	1	..	..	..	..
626	Trustee companies .. .. .	389	..	..	..	4	39	1	..	..	1	1	..
629	Other .. .. .	1,157	11	6	7	21	117	4	3	5	1	5	3
	<b>TOTAL SUB GROUP G.3 ..</b>	3,912	123	47	38	243	483	65	20	23	12	51	24
	<b>TOTAL GROUP G ..</b>	13,856	539	257	248	903	1,605	290	120	279	117	369	215
	<b>GROUP H.—COMMERCE.</b>												
640	Inadequately defined ..	838	17	5	8	22	62	4	..	4	..	3	1
650	<b>Sub Group 1.—Wholesale Trade (other than Livestock and Primary Production Dealing, etc.):</b> Inadequately defined ..	4,231	42	17	10	218	339	47	7	22	3	42	19
651	Softgoods, etc., warehouses ..	1,591	3	1	5	36	128	1	2	..	3	3	..
652	Groceries .. .. .	1,587	16	5	5	234	138	31	1	7	..	15	18
653	Meat, fish, dairy products ..	1,633	28	24	11	120	187	26	12	10	19	26	14
654	Fresh fruit and vegetables ..	605	20	14	11	81	116	3	..	13	3	19	4
655	Timber and other building materials .. .. .	1,575	23	20	14	156	218	41	1	24	10	35	18



according to Industry—Detailed Table—Table 7 (a)—continued.

Namoi	Macquarie	Lachlan	Murrumbidgee	Upper Murray	Central Murray	Upper Darling	Murray Darling	Central Darling	Lord Howe Island	Migratory Population	TOTAL	Code No.
2	4	15	16	2	..	..	..	1	..	..	470	559
999	755	1,038	1,347	609	320	162	102	261	..	12	42,460	
2	2	1	..	2	1	..	1	..	..	13	3,686	560
..	1	..	..	..	2	..	..	..	..	1	846	561
..	2	1	2	1	..	..	..	1	..	3,273	6,160	562
..	..	..	..	..	..	..	..	..	..	1	242	563
..	..	..	..	..	..	..	..	..	..	..	36	564
..	..	..	..	..	..	..	..	..	..	..	15	569
2	5	2	2	3	3	..	1	1	..	3,288	10,985	
3	..	5	3	..	1	1	..	2	..	1	8,618	570
927	594	844	1,562	613	162	28	44	227	..	65	28,629	580
7	2	1	13	9	1	2	..	8	4	4	1,917	581
934	596	845	1,575	622	163	30	44	235	4	69	30,546	
1,950	1,365	1,900	2,951	1,260	499	196	148	513	4	3,373	94,654	
..	..	..	..	..	..	..	..	..	..	1	45	590
259	217	263	338	138	80	43	27	77	..	11	12,690	591
..	1	..	..	1	..	..	..	..	..	1	345	592
..	..	..	..	..	..	..	..	..	..	..	6	593
..	..	..	..	..	..	..	..	..	..	..	..	599
259	218	263	338	139	80	43	27	77	..	13	13,086	
249	213	318	401	134	80	28	16	39	..	6	9,703	600
..	1	..	..	..	..	..	..	..	..	..	3	610
65	40	53	98	42	7	1	2	23	..	3	5,744	611
..	..	..	1	..	..	..	..	..	..	..	89	612
..	..	..	..	..	..	..	..	..	..	..	41	619
..	..	..	..	..	..	..	..	..	..	..	..	..
65	41	53	99	42	7	1	2	23	..	3	5,877	
..	..	1	..	..	..	..	..	..	..	..	144	620
33	15	15	36	17	3	..	..	15	..	2	2,274	621
..	..	..	..	..	..	..	..	5	..	..	106	622
1	..	..	1	..	..	..	..	..	..	..	246	623
..	..	1	..	1	..	..	..	..	..	..	419	624
..	..	..	..	1	..	..	..	..	..	..	224	625
1	..	1	1	..	..	..	..	..	..	..	438	626
14	16	22	35	8	6	..	1	2	..	3	1,447	629
49	31	40	73	27	9	..	1	22	..	5	5,298	
363	285	408	573	203	96	29	19	84	..	14	20,878	
7	9	7	5	4	1	..	..	3	..	1	1,001	640
37	30	33	74	65	12	1	1	38	..	11	5,299	650
2	2	4	3	2	1	..	1	10	..	4	1,802	651
12	16	18	25	9	4	4	..	40	..	5	2,190	652
20	15	20	45	18	2	3	1	8	..	2	2,244	653
7	4	5	151	15	4	..	12	5	..	1	1,093	654
8	12	26	65	36	1	..	..	6	..	1	2,290	655





## New South Wales—Males in Regional Areas classified

Code No.	INDUSTRY	Sydney (Met.)	Richmond-Tweed	Clarence	Oxley	Newcastle	Sydney (Extra-Met.)	Illawarra	Monaro & South Coast	New England	Upper Hunter	Mitchell	Southern Tablelands
	<b>Sub Group I.4—Continued.</b>												
731	Police .. .. .	2,745	63	51	58	213	370	81	34	58	30	106	54
732	Persons and reformatory institutions (not industrial schools) excl. inmates ..	198	..	20	1	39	61	..	..	6	..	63	62
733	Legal profession in private practice .. .. .	1,684	56	34	28	92	170	36	19	36	19	35	33
734	Fire Brigades .. .. .	932	3	2	..	59	101	6	1	5	1	8	2
739	Other .. .. .	18	..	..	..	..	22	..	..	..	..	6	..
	<b>TOTAL SUB GROUP I.4 ..</b>	<b>5,579</b>	<b>122</b>	<b>107</b>	<b>87</b>	<b>403</b>	<b>724</b>	<b>123</b>	<b>54</b>	<b>105</b>	<b>50</b>	<b>218</b>	<b>151</b>
	<b>Sub Group 5.—Religion and Social Welfare:</b>												
740	Inadequately defined ..	6	..	..	2	..	..	..	..	..	..	..	..
741	Social service and welfare organisations (not governmental) .. .. .	177	..	2	1	9	23	1	..	..	..	1	1
742	Religion .. .. .	1,409	98	55	72	299	416	72	32	73	29	100	65
743	Missions for aboriginals (staff only) .. .. .	5	1	..	9	1	1	..	..	..	1	..	..
744	Benevolent institutions (other than hospitals), excl. inmates ..	164	..	1	1	5	159	..	..	2	2	..	6
749	Other .. .. .	3	..	..	..	..	1	..	..	..	..	..	..
	<b>TOTAL SUB GROUP I.5 ..</b>	<b>1,764</b>	<b>99</b>	<b>58</b>	<b>85</b>	<b>314</b>	<b>600</b>	<b>73</b>	<b>32</b>	<b>75</b>	<b>32</b>	<b>101</b>	<b>72</b>
	<b>Sub Group 6.—Health Hospitals, etc.:</b>												
750	Inadequately defined ..	159	1	1	3	13	16	6	..	1	..	5	..
	Hospitals (excl. inmates)—												
751	Inadequately defined ..	861	19	8	7	117	95	11	5	17	7	24	24
752	Public hospitals (other than mental) .. .. .	1,746	56	17	11	207	202	52	16	32	13	60	31
753	Mental hospitals .. .. .	416	..	..	..	143	80	2	..	..	..	118	67
754	Private hospitals (other than mental) .. .. .	87	3	..	..	3	10	1	..	..	1	..	..
755	Medicine (private practice) ..	1,144	54	33	32	103	141	38	20	33	11	51	20
756	Dentistry (private practice) ..	1,253	52	21	30	108	139	40	12	32	15	45	24
757	Veterinary surgery (private practice) .. .. .	79	5	1	1	4	29	3	..	2	3	2	3
758	Bush nursing .. .. .	1	..	..	..	..	..	..	..	..	..	..	..
759	Private nursing and midwifery .. .. .	..	..	..	..	..	..	..	..	..	..	..	..
760	Baby health centres .. .. .	7	..	..	..	..	1	..	..	..	..	..	..
769	Other .. .. .	580	44	15	20	95	121	34	7	22	5	24	17
	<b>TOTAL SUB GROUP I.6 ..</b>	<b>6,333</b>	<b>234</b>	<b>96</b>	<b>104</b>	<b>793</b>	<b>834</b>	<b>187</b>	<b>60</b>	<b>139</b>	<b>55</b>	<b>329</b>	<b>186</b>
	<b>Sub Group 7.—Education:</b>												
770	Inadequately defined ..	2,227	307	176	241	470	561	159	87	204	83	235	115
771	Kindergarten, primary and secondary schools .. .. .	769	76	13	15	75	187	21	3	92	5	76	34
772	Technical colleges .. .. .	752	7	4	2	126	95	40	..	1	1	19	15
773	Agricultural colleges .. .. .	5	8	10	..	1	102	2	1	18	..	27	..
774	Universities .. .. .	516	..	..	..	2	44	..	..	36	..	..	..
775	Other schools and private teaching .. .. .	252	4	1	1	21	28	7	..	1	..	8	2
776	Libraries and reading rooms ..	173	6	2	..	19	31	7	3	3	..	4	2
779	Other .. .. .	80	..	..	..	2	7	..	..	..	..	..	..
	<b>TOTAL SUB GROUP I.7 ..</b>	<b>4,774</b>	<b>408</b>	<b>206</b>	<b>259</b>	<b>716</b>	<b>1,055</b>	<b>236</b>	<b>94</b>	<b>355</b>	<b>89</b>	<b>369</b>	<b>168</b>
	<b>Sub Group 8.—Other Professional:</b>												
780	Inadequately defined ..	27	1	1	1	2	1	2	..	..	..	..	..
781	Civil engineering and surveying ..	372	10	10	12	24	65	15	3	7	5	7	5
782	Architecture .. .. .	386	3	..	..	21	45	2	1	4	..	7	2
783	Accountancy and auditing ..	2,297	52	22	22	135	272	27	13	45	13	40	26
784	Musical composition, literature, painting and sculpture ..	109	3	..	..	3	24	..	2	1	1	2	4
785	Industrial and trade associations .. .. .	404	4	1	..	43	22	14	..	2	..	7	1
789	Other .. .. .	156	2	1	1	9	17	5	1	4	..	5	..
	<b>TOTAL SUB GROUP I.8 ..</b>	<b>3,751</b>	<b>75</b>	<b>35</b>	<b>36</b>	<b>237</b>	<b>446</b>	<b>65</b>	<b>20</b>	<b>63</b>	<b>19</b>	<b>68</b>	<b>38</b>
	<b>TOTAL GROUP I. ...</b>	<b>51,496</b>	<b>1,475</b>	<b>770</b>	<b>777</b>	<b>5,928</b>	<b>9,363</b>	<b>1,040</b>	<b>364</b>	<b>1,070</b>	<b>431</b>	<b>1,601</b>	<b>1,005</b>
	<b>GROUP J.—AMUSEMENTS, HOTELS, CAFES, PERSONAL SERVICE, ETC.</b>												
	<b>Sub Group 1.—Amusement, Sport and Recreation:</b>												
800	Inadequately defined ..	546	4	1	6	29	34	5	..	4	3	11	3
801	Theatre .. .. .	110	..	4	..	1	5	..	..	..	1	..	..
802	Motion picture production and picture theatres .. .. .	1,646	37	24	27	133	192	41	19	16	7	47	18
803	Wireless broadcasting (incl. technical service) .. .. .	794	22	13	3	49	67	11	7	13	1	30	8
804	Music .. .. .	129	5	..	1	5	9	3	..	1	..	1	..

according to Industry—Detailed Table—Table 7 (a)—continued.

Namoi	Macquarie	Lachlan	Murrumbidgee	Upper Murray	Central Murray	Upper Darling	Murray Darling	Central Darling	Lord Howe Island	Migratory Population	TOTAL	Code No.
94	63	85	91	32	26	22	9	32	..	3	4,320	731
2	6	..	..	9	..	..	..	..	..	..	467	732
55	42	48	49	26	12	1	3	9	..	2	2,489	733
2	4	2	5	3	..	..	..	11	..	..	1,147	734
..	..	..	..	3	..	..	..	..	..	..	49	739
153	115	135	145	73	38	23	12	52	..	5	8,474	
..	..	..	..	..	..	..	..	..	..	..	8	740
2	..	..	1	2	..	..	..	2	..	3	225	741
67	57	125	106	41	25	16	7	28	1	5	3,198	742
2	1	1	3	..	2	8	..	1	..	..	36	743
2	..	6	1	..	..	..	..	..	..	..	349	744
..	..	..	1	..	..	..	..	..	..	..	5	749
73	58	132	112	43	27	24	7	31	1	8	3,821	
1	2	1	1	2	2	..	1	..	..	2	217	750
29	14	11	19	9	4	2	3	21	..	4	1,311	751
59	40	43	78	29	12	9	7	44	..	..	2,764	752
..	..	..	1	..	..	..	..	..	..	1	828	753
3	1	2	3	..	..	1	..	..	..	..	115	754
39	29	40	49	23	13	4	1	11	..	1	1,890	755
38	25	49	51	29	4	6	1	12	..	1	1,987	756
2	2	4	5	4	..	..	..	..	..	..	149	757
..	..	..	..	..	..	..	..	..	..	..	1	758
..	..	..	..	..	..	..	..	..	..	..	..	759
..	..	..	..	..	..	..	..	..	..	..	8	760
24	18	12	38	17	3	2	..	6	..	1	1,105	769
195	131	162	245	113	38	24	13	94	..	10	10,375	
187	146	233	279	96	57	24	23	69	..	4	5,983	770
24	17	41	124	25	7	2	2	2	..	..	1,610	771
10	6	2	18	3	..	..	..	25	..	1	1,127	772
18	13	14	121	..	3	..	..	..	..	..	343	773
1	..	..	2	1	..	..	..	..	..	..	602	774
4	2	1	4	3	2	..	..	1	..	..	342	775
2	3	6	6	1	..	..	..	1	..	..	269	776
..	..	..	..	..	..	..	..	..	..	..	89	779
246	187	297	554	129	69	26	25	98	....	5	10,365	
..	..	..	..	..	..	..	..	..	..	..	35	780
7	11	9	14	4	4	..	2	..	..	1	587	781
3	2	3	5	3	..	..	..	..	..	..	487	782
58	27	44	68	28	12	3	2	8	..	3	3,217	783
..	..	1	..	..	..	..	..	1	1	..	152	784
4	1	3	4	1	1	..	..	10	..	..	522	785
3	..	2	4	2	1	1	..	3	..	..	217	789
75	41	62	95	38	18	4	4	22	1	4	5,217	
956	841	1,151	2,331	876	429	129	81	400	14	2,321	84,849	
5	8	5	2	..	2	5	..	7	..	1	681	800
4	..	..	1	..	..	1	..	..	..	..	127	801
39	23	45	42	17	6	2	1	17	..	3	2,402	802
14	8	15	10	11	3	..	..	7	..	..	1,086	803
3	..	4	..	..	1	..	..	..	..	2	164	804

## New South Wales—Males in Regional Areas classified

Code No.	INDUSTRY	Sydney (Met.)	Richmond-Tweed	Clarence	Oxley	Newcastle	Sydney (Extra-Met.)	Illawarra	Monaro & South Coast	New England	Upper Hunter	Mitchell	Southern Tablelands
	Sub Group J.1— <i>Continued.</i>												
	Racing and other professional sport—												
805	Inadequately defined ..	12	..	..	..	..	..	..	..	..	..	..	..
806	Horse racing (racecourse and training stables) ..	1,037	27	64	8	153	101	7	1	17	9	30	7
807	Dog racing ..	42	6	6	..	9	6	8	..	..	1	3	1
808	Bookmaking ..	501	25	20	8	46	46	18	4	6	..	24	15
809	Other professional sports ..	168	1	2	3	23	46	1	1	3	1	3	1
810	Parks, gardens and recreation grounds ..	873	30	14	20	92	254	26	11	23	9	34	52
811	Tourist bureau and agencies (incl. government) ..	76	1	1	4	3	9	1	8	..	..	..	2
812	Lotteries, art unions, etc. ..	59	1	..	..	..	4	1	..	..	..	..	..
819	Other ..	237	14	8	5	32	29	7	3	9	7	20	5
	TOTAL SUB GROUP J.1 ..	6,230	173	157	85	575	802	129	54	92	39	203	112
	Sub Group 2.—Hotels, Cafes, Personal Services, etc.:												
820	Inadequately defined ..	213	3	4	2	7	27	5	..	5	..	1	2
821	Private domestic service (indoor and outdoor) ..	1,414	61	22	53	64	666	52	23	65	23	60	32
	Hotels, boardinghouses and restaurants—												
822	Inadequately defined ..	7	..	..	..	..	1	..	..	..	..	..	..
823	Licensed hotels ..	3,260	211	147	144	407	653	185	164	158	81	313	158
824	Boarding and lodging houses ..	1,355	35	22	41	53	430	84	36	10	1	45	23
825	Restaurants and tea rooms ..	2,821	151	68	71	214	346	76	43	88	29	117	81
826	Club houses and clubrooms (not sporting clubs) ..	762	7	2	2	50	50	21	..	3	..	13	5
827	Laundries, job dyeing and dry cleaning ..	1,858	64	25	39	104	240	51	13	29	19	68	56
828	Hairdressing, manicule and beauty parlours ..	2,234	129	64	74	310	299	116	37	65	36	112	58
829	Undertaking, cremation and grave digging ..	406	14	10	9	45	54	10	5	19	1	24	14
830	Sanitation, inspection and disposal of refuse ..	289	37	20	17	42	129	39	8	22	7	31	16
839	Other ..	490	11	2	1	40	48	11	1	3	..	3	9
	TOTAL SUB GROUP J.2 ..	15,109	723	386	453	1,336	2,943	650	330	467	197	787	454
	TOTAL GROUP J. ..	21,339	896	543	538	1,911	3,745	779	384	559	236	990	566
840	GROUP K.—OTHER INDUSTRIES ..	10	..	..	..	1	7	..	..	..	..	..	1
	GROUP L.—INDUSTRY INADEQUATELY DEFINED.												
851	Accountant, auditor (not grade E or O) ..	301	1	1	..	5	13	3	1	..	..	3	..
852	Architect (not grade E or O) ..	44	..	..	..	..	1	1	..	..	..	..	..
853	Caretaker, cleaner, watchman (undefined) ..	778	8	6	12	32	69	10	1	3	1	5	5
854	Carpenter, carpenter and joiner carpentering (undefined) ..	455	38	31	29	86	117	45	6	27	7	41	16
855	Clerical, Clerk (undefined) ..	294	5	5	5	14	26	2	..	4	1	8	7
856	Contracting, contractor (undefined) ..	298	11	6	8	42	78	17	5	11	5	19	5
857	Electrical, electrical trade (undefined) ..	1,520	22	2	10	81	180	25	4	8	4	11	6
858	Electrical fitter, fitting (undefined) ..	179	..	1	2	7	17	5	..	4	1	..	1
859	Electrician (undefined) ..	112	6	2	2	9	28	3	1	..	1	6	2
860	Employee, employer, proprietor (undefined) ..	15	..	..	..	..	..	..	1	1	..	..	..
861	Labourer, labouring (undefined) ..	746	89	28	56	89	156	34	34	77	25	100	16
862	Lorry driver, truck driver (undefined) ..	137	10	2	13	23	39	3	4	12	6	7	3
863	Machinist (undefined) ..	51	3	1	2	1	4	..	..	..	..	2	..
864	Metal trade, trades (undefined) ..	2,150	2	3	2	32	153	39	1	4	..	13	..
865	Milk, milk industry ..	450	6	..	17	21	41	5	..	..	1	2	1
866	Motor, motor industry, motor trade ..	2,664	55	23	33	141	226	52	11	20	12	31	23
867	Motor driver (undefined) ..	174	2	..	2	..	21	2	4	3	3	4	2
868	Motor mechanic (undefined) ..	262	21	13	10	19	45	2	5	14	4	14	11
869	Office, office work (undefined) ..	158	2	..	..	7	11	1	..	..	1	2	..
870	Packer, packing, storeman (undefined) ..	247	1	..	1	10	22	1	..	..	..	1	2
871	Painter, painting (undefined) ..	1,242	55	35	33	165	173	37	17	32	18	54	35
872	Plumber, plumbing, gasfitting (undefined) ..	1,834	123	46	47	269	256	88	15	37	46	60	38
873	Process worker (undefined) ..	127	..	..	..	6	10	..	..	..	..	1	..
874	Radio (undefined) ..	482	9	1	..	9	45	2	2	4	..	3	2
875	Secretary (not grade E or O) (industry not stated) ..	11	1	..	..	1	..	..	..	..	..	..	..
876	Stenographer, typist (undefined) ..	2	..	..	..	..	..	..	..	..	..	..	..
877	Telephonist (undefined) ..	2	..	..	..	..	..	..	..	..	..	..	..
878	Timber, timber industry ..	1,551	164	423	548	246	202	115	59	66	10	46	11

according to Industry—Detailed Table—Table 7 (a)—continued.

Namoi	Macquarie	Lachlan	Murrumbidgee	Upper Murray	Central Murray	Upper Darling	Murray Darling	Central Darling	Lord Howe Island	Migratory Population	TOTAL	Code No.
..	..	..	..	..	..	..	..	..	..	..	12	805
59	58	59	53	20	6	9	7	..	..	2	1,734	806
2	3	6	6	7	..	..	..	1	..	..	107	807
28	17	28	54	20	..	3	..	16	..	..	879	808
5	..	..	5	2	3	..	..	2	..	1	271	809
27	22	32	46	15	6	2	1	19	..	2	1,610	810
..	..	..	1	..	..	..	..	..	..	1	107	811
1	..	..	1	..	..	..	..	..	..	..	67	812
32	13	14	18	9	..	13	..	25	..	..	500	819
219	152	208	239	101	27	35	9	94	..	12	9,747	
4	7	3	4	5	..	3	..	1	1	1	298	820
70	64	61	72	35	24	7	11	12	..	1	2,892	821
..	..	..	..	..	..	..	..	..	..	..	8	822
227	182	265	338	184	111	55	42	134	..	2	7,421	823
20	15	8	17	20	12	2	..	10	1	..	2,240	824
122	80	118	147	66	41	15	9	26	..	6	4,735	825
4	4	3	38	20	3	2	2	32	..	1	1,024	826
50	36	57	81	49	11	3	2	29	..	1	2,885	827
91	83	97	132	39	26	10	5	36	..	4	4,057	828
12	11	13	22	7	5	2	1	9	..	..	693	829
18	17	28	28	9	4	4	1	6	..	1	773	830
6	1	..	7	..	..	..	..	..	..	..	633	839
624	500	653	886	434	237	103	73	295	2	17	27,659	
843	652	861	1,125	535	264	138	82	389	2	29	37,406	
..	..	..	..	..	..	..	..	..	..	..	19	840
1	1	1	2	..	..	..	..	..	..	..	333	851
1	..	..	..	..	..	..	..	..	..	..	47	852
9	4	1	11	7	2	1	..	2	..	..	967	853
32	26	23	41	13	9	4	5	6	..	..	1,057	854
5	5	2	11	5	..	2	..	1	..	..	402	855
11	9	15	20	10	14	2	4	17	..	..	607	856
9	4	17	17	6	1	..	..	3	..	1	1,931	857
2	..	..	3	1	..	1	..	3	..	..	227	858
1	1	3	8	1	1	..	..	..	..	..	187	859
..	..	..	..	..	..	..	..	..	..	..	17	860
64	81	77	124	46	27	20	9	36	..	5	1,939	861
10	8	4	7	2	1	4	1	1	..	..	297	862
..	..	..	2	..	..	..	..	..	..	..	66	863
1	1	..	2	1	..	2	..	1	..	..	2,407	864
..	..	1	1	2	..	..	..	..	..	..	548	865
52	20	45	59	28	10	5	7	22	..	2	3,541	866
1	4	..	6	..	1	..	3	1	..	..	233	867
12	16	19	28	9	5	1	2	2	..	..	514	868
3	..	2	..	1	..	..	..	..	..	2	190	869
1	3	1	6	3	..	..	..	..	..	1	300	870
36	26	36	55	19	13	6	3	16	..	12	2,118	871
112	68	60	70	25	15	6	6	24	..	4	3,249	872
..	..	..	2	..	..	..	..	..	..	..	146	873
1	6	1	1	1	..	..	..	2	..	1	572	874
..	..	..	..	..	..	..	..	..	..	..	13	875
..	..	..	..	..	..	..	..	..	..	..	2	876
..	..	..	..	..	..	..	..	..	..	..	2	877
21	66	12	38	19	10	2	1	3	..	..	3,613	878

## New South Wales—Males in Regional Areas classified

Code No.	INDUSTRY	Sydney (Met.)	Richmond-Tweed	Clarence	Oxley	Newcastle	Sydney (Extra-Met.)	Illawarra	Monaro & South Coast	New England	Upper Hunter	Mitchell	Southern Tablelands
880	Group L.— <i>Continued.</i> Industry inadequately described (other) .. ..	9,655	146	115	176	1,534	1,312	263	55	101	46	238	70
	<b>TOTAL GROUP L.</b> ..	25,941	780	744	1,008	2,849	3,245	755	226	428	192	671	256
	<b>GROUP M.—INDUSTRY NOT STATED.</b>												
890	Industry not stated (nil or not answered) .. ..	16,839	753	491	706	1,974	3,768	723	514	935	242	1,001	492
900	<b>GROUP N.—PERSONS NOT GAINFULLY OCCUPIED</b> ..	231,352	17,676	10,975	13,401	43,493	59,562	15,757	5,405	13,343	5,445	19,006	9,498
	<b>GRAND TOTAL</b> ..	714,821	46,215	28,459	34,429	121,555	146,745	42,882	14,836	33,217	15,244	48,300	24,302



according to Industry—Detailed Table—Table 7 (a)—continued.

Namoi	Macquarie	Lachlan	Murrumbidgee	Upper Murray	Central Murray	Upper Darling	Murray Darling	Central Darling	Lord Howe Island	Migratory Population	TOTAL	Code No.
122	87	94	194	96	31	8	22	71	..	23	14,459	880
507	436	414	708	295	140	64	63	211	..	51	39,984	
1,067	632	903	1,402	416	287	160	81	223	..	122	33,731	890
13,690	10,985	15,219	18,843	6,665	3,762	2,176	1,521	5,380	41	120	523,315	900
36,330	29,375	39,887	51,243	18,885	11,264	6,625	4,842	16,027	92	6,636	1,492,211	

## New South Wales—Females in Regional Areas classified

Code No.	INDUSTRY	Sydney (Met.)	Richmond-Tweed	Clarence	Oxley	Newcastle	Sydney (Extra-Met.)	Illawarra	Monaro & South Coast	New England	Upper Hunter	Mitchell	Southern Tablelands
<b>A. PRIMARY PRODUCTION.</b>													
<b>Sub Group 1.—Fishing:</b>													
000	Inadequately defined ..	8	..	1	..	4	3	..	5	1	..	..	..
001	Whaling .. .. .	..	..	..	..	..	..	..	..	..	..	..	..
002	Pearling .. .. .	..	..	..	..	..	..	..	..	..	..	..	..
003	Oyster Fishing .. ..	4	..	1	1	..	3	1	1	..	..	..	..
004	Fish Hatcheries .. ..	..	..	..	..	..	..	..	..	..	..	..	..
005	Trawling .. .. .	6	..	..	1	..	..	1	..	..	..	..	..
009	Other .. .. .	..	..	..	..	..	..	..	..	..	..	..	..
TOTAL SUB GROUP A.1 ..		18	..	2	2	4	6	2	6	1	..	..	..
<b>Sub Group 2.—Hunting and Trapping:</b>													
010	Inadequately defined ..	..	..	..	..	..	..	..	..	..	..	..	..
011	Rabbit trapping and poisoning	..	..	..	..	..	..	..	..	2	..	1	..
019	Other .. .. .	..	..	..	..	..	..	..	..	..	..	..	..
TOTAL SUB GROUP A.2		..	..	..	..	..	..	..	..	2	..	1	..
<b>Sub Group 3.—Agriculture, Grazing and Dairying:</b>													
020	Farming (so described) ..	16	21	8	10	7	45	7	5	17	2	18	3
021	Mixed farming .. .. .	18	33	24	25	13	92	9	11	73	23	102	24
022	Rural (so described) .. ..	7	..	..	..	..	2	..	..	1	..	..	..
023	Primary producer, industry (so described) .. .. .	4	..	1	2	..	..	..	1	..	1	3	2
Agriculture (other than mixed)—													
030	Wheat growing .. .. .	..	1	..	..	..	2	..	..	4	1	1	..
031	Sugar growing .. .. .	1	10	7	..	..	..	..	..	2	..	..	..
032	Fruit growing .. .. .	26	27	15	2	2	114	2	..	13	2	29	1
033	Grape growing .. .. .	..	..	..	..	..	1	..	..	..	..	..	..
034	Vegetable growing (so described) .. .. .	6	2	4	4	3	25	20	..	4	..	4	2
035	Market gardening (so described) .. .. .	9	2	2	1	4	52	1	2	2	..	3	2
036	Flower growing and nursery gardening .. .. .	94	1	2	1	7	49	8	..	1	1	..	1
037	Horticulture (so described)	6	..	..	..	1	3	..	..	..	..	..	..
039	Other .. .. .	2	..	..	..	..	4	..	4	8	..	..	..
040	Grazing .. .. .	108	17	21	16	6	36	4	89	179	84	102	180
Dairy, pig and poultry farming, beekeeping (other than mixed)—													
050	Dairying .. .. .	47	1,049	281	440	142	147	148	115	56	137	11	10
051	Pig farming .. .. .	..	2	1	..	..	5	1	..	..	..	..	..
052	Poultry farming .. .. .	67	7	..	2	54	360	6	3	11	3	2	5
053	Beekeeping .. .. .	1	..	..	..	..	3	3	1	1	1	..	2
060	Other .. .. .	19	8	1	..	1	2	..	..	1	..	2	..
TOTAL SUB GROUP A.3		431	1,180	367	503	241	942	209	231	373	255	277	232
<b>Sub Group 4.—Forestry:</b>													
070	Inadequately defined ..	2	..	..	..	..	..	..	..	..	..	..	1
071	Afforestation & reforestation	4	1	..	1	..	..	1	..	..	..	..	..
072	Timber getting (including firewood) .. .. .	2	..	2	..	1	..	1	..	..	..	..	..
079	Other .. .. .	..	..	..	..	..	..	..	..	..	..	..	..
TOTAL SUB GROUP A.4 ..		8	1	2	1	1	..	2	..	..	..	..	1
TOTAL A.—PRIMARY PRODUCTION .. ..		457	1,181	371	506	246	948	213	237	376	255	278	233
<b>GROUP B.—MINING AND QUARRYING:</b>													
<b>Sub Group 1.—Mining:</b>													
080	Inadequately defined ..	16	..	1	..	1	..	..	..	..	..	..	6
081	Gold mining .. .. .	9	..	..	..	..	1	..	..	..	..	..	..
082	Silver, lead and zinc mining	1	..	..	..	..	..	..	..	..	..	..	1
083	Coal mining .. .. .	36	..	..	..	42	6	..	..	..	4	2	..
084	Tin mining .. .. .	4	..	..	..	..	1	..	..	1	..	..	..
085	Iron mining .. .. .	..	1	..	..	1	..	..	..	..	..	..	..
086	Copper mining .. .. .	1	..	..	..	..	..	..	..	..	..	..	..
087	Shale mining .. .. .	..	..	..	..	..	..	..	..	..	..	..	..
088	Oil mining .. .. .	2	..	..	..	..	..	..	..	..	..	..	..
089	Other mining .. .. .	..	2	..	..	..	..	..	..	..	..	..	..
TOTAL SUB GROUP B.1 ..		69	3	1	..	44	8	..	..	1	4	2	7
<b>Sub Group 2.—Quarrying:</b>													
090	Quarrying .. .. .	15	1	..	..	..	10	..	..	..	..	..	..
TOTAL B.—MINING AND QUARRYING .. ..		84	4	1	..	44	18	..	..	1	4	2	7
<b>GROUP C.—MANUFACTURING.</b>													
100	Inadequately defined ..	1,031	3	10	..	55	90	19	2	..	1	21	3
<b>Sub Group 1.—Manufacture relating to Cement, Bricks, Glass, Stone, Coke, Oils, etc.:</b>													
110	Inadequately defined ..	5	..	..	..	..	..	..	..	..	..	..	..
Cement, Plaster, etc.—													
111	Inadequately defined ..	4	..	..	..	..	2	..	..	..	..	1	..
112	Cement making .. .. .	9	..	..	..	3	6	..	..	..	..	6	..
113	Articles of cement and concrete .. .. .	23	..	..	..	1	6	..	..	..	..	..	..
114	Lime kilns and plaster works	10	1	..	..	4	..	3	..	..	..	..	..

according to Industry—Detailed Table—Table 7 (b)—continued.

Namoi	Macquarie	Lachlan	Murrumbidgee	Upper Murray	Central Murray	Upper Darling	Murray Darling	Central Darling	Lord Howe Island	Migratory Population	TOTAL	Code No.
..	..	..	..	..	..	..	..	..	..	..	22	000
..	..	..	..	..	..	..	..	..	..	..	..	001
..	..	..	..	..	..	..	..	..	..	..	..	002
..	..	..	..	..	..	..	..	..	..	..	11	003
..	..	..	..	..	..	..	..	..	..	..	..	004
..	1	..	..	..	..	..	..	..	..	..	9	005
..	..	..	..	..	..	..	..	..	..	..	..	009
..	1	..	..	..	..	..	..	..	..	..	42	
1	..	..	..	..	..	..	..	..	..	..	1	010
..	1	..	..	..	..	..	1	..	..	..	5	011
..	..	..	..	..	..	..	..	..	..	..	..	019
1	1	..	..	..	..	..	1	..	..	..	6	
9	7	12	37	8	9	..	..	1	..	1	243	020
123	88	230	180	77	33	..	2	..	..	..	1,180	021
2	4	1	3	..	..	..	1	1	..	..	22	022
2	2	..	1	1	..	..	..	..	..	..	20	023
14	9	24	24	7	1	..	..	1	..	..	89	030
..	..	..	..	..	..	..	..	..	..	..	20	031
..	4	11	91	2	6	..	21	..	..	..	368	032
..	..	..	1	..	4	..	1	..	..	..	7	033
..	..	1	5	..	1	..	..	..	..	..	81	034
2	6	2	..	..	..	1	3	3	..	..	97	035
1	..	..	1	..	..	..	..	1	..	..	168	036
..	..	..	3	1	..	..	7	..	..	..	21	037
6	1	1	5	..	..	..	..	..	..	..	31	039
177	202	90	120	75	82	113	57	69	..	1	1,828	040
14	11	15	80	30	13	..	5	2	..	..	2,753	050
..	..	1	..	..	..	..	..	..	..	..	10	051
29	7	16	12	6	4	..	..	1	..	..	595	052
1	..	2	..	1	..	..	..	..	..	..	17	053
1	1	..	1	..	..	..	..	..	..	..	37	060
381	342	406	564	208	153	114	97	79	..	2	7,587	
..	..	..	..	..	..	..	..	..	..	..	3	070
..	..	..	..	..	..	..	..	..	..	..	7	071
..	..	..	..	..	1	..	..	..	..	..	7	072
..	..	..	..	..	..	..	..	..	..	..	..	079
..	..	..	..	..	1	..	..	..	..	..	17	
382	344	406	564	208	154	114	98	79	..	2	7,652	
..	..	..	..	..	..	1	..	1	..	..	26	080
..	1	..	..	..	..	11	..	..	..	..	22	081
1	..	..	..	..	..	..	..	44	..	..	46	082
..	..	2	1	..	..	..	..	..	..	..	91	083
..	..	..	..	..	..	..	..	..	..	..	9	084
..	..	..	..	..	..	..	..	..	..	..	2	085
..	..	..	..	..	..	..	..	..	..	..	1	086
..	..	..	..	..	..	..	..	..	..	..	..	087
..	..	..	..	..	..	..	..	..	..	..	2	088
..	..	..	..	..	..	..	..	..	..	..	2	089
1	1	2	1	..	..	12	..	45	..	..	201	
..	..	..	2	..	..	..	..	1	..	..	29	090
1	1	2	3	..	..	12	..	46	..	..	230	
..	7	7	4	1	..	..	..	..	..	..	1,254	100
..	..	..	..	..	..	..	..	..	..	..	5	110
..	..	..	..	..	..	..	..	..	..	..	7	111
..	..	..	..	..	..	..	..	..	..	..	24	112
..	..	..	..	..	..	..	..	..	..	..	30	113
2	..	..	1	..	..	..	..	1	..	..	22	114





## New South Wales—Females in Regional Areas classified

Code No.	INDUSTRY	Sydney (Met.)	Richmond-Tweed	Clarence	Oxley	Newcastle	Sydney (Extra-Met.)	Illawarra	Monaro & South Coast	New England	Upper Hunter	Mitchell	Southern Tablelands
181	Metal goods, n.e.i.— <i>Continued.</i> Nuts, bolts, screws, rivets, split pins and rings ..	21	..	..	..	..	1	..	..	..	..	..	..
182	Aluminium hollow-ware and other aluminium products	21	..	..	..	..	3	..	..	..	..	..	..
183	Household and other fittings	41	1	..	..	1	..	..	..	..	..	..	..
189	Other metal goods ..	99	..	..	..	19	9	..	..	..	..	..	..
190	Munitions, (including ordnance, small arms, ammunition, etc.) Wireless, electrical machinery and apparatus, etc.—	28	..	..	..	1	13	..	..	..	..	78	..
200	Inadequately defined ..	41	..	..	..	..	..	..	..	..	..	..	..
201	Accumulator and battery making ..	234	..	..	..	2	4	..	..	..	..	1	..
202	Incandescent lamp making	5	1	..	..	183	1	..	..	..	..	..	..
203	Wireless apparatus (incl. valves) making (excluding cabinets) ..	1,236	2	1	2	8	96	3	..	..	..	1	..
204	Telegraph and telephone instruments ..	118	..	..	..	1	4	..	..	..	..	..	..
209	Electrical machinery and apparatus, n.e.i. (not installation, supply or dealing) and electrical engineering (so described)	1,272	2	1	1	23	115	..	1	..	1	137	..
210	Ship and boat building and repairing & marine engineering ..	124	1	..	2	52	6	5	..	..	..	..	..
	<b>TOTAL SUB GROUP C.2 ..</b>	<b>7,188</b>	<b>16</b>	<b>6</b>	<b>11</b>	<b>864</b>	<b>605</b>	<b>426</b>	<b>3</b>	<b>..</b>	<b>2</b>	<b>231</b>	<b>..</b>
	<b>Sub Group 3.—Manufacture, Assembly and Repair of Vehicles, Parts &amp; Accessories:</b>												
220	Inadequately defined ..	7	..	..	..	..	2	..	..	..	..	..	..
221	Aircraft and aircraft parts ..	328	..	..	..	1	18	..	..	..	..	..	..
222	Railway locomotives & rolling stock and tramcars (incl. railway workshops) ..	42	..	..	..	1	2	..	..	..	..	1	1
223	Motor vehicles, parts and accessories— Inadequately defined ..	3	..	..	..	..	..	..	..	..	..	..	..
224	Construction and assembly of motor vehicles and manufacture of parts and accessories ..	120	..	..	..	5	6	..	..	..	..	..	1
225	Motor body building, caravans and trailers ..	47	..	..	..	8	2	2	..	..	..	..	..
226	Horse drawn vehicles ..	..	..	..	..	..	..	..	..	..	..	..	..
227	Bicycles, parts and accessories	46	..	..	..	1	4	..	..	..	..	..	..
229	Other ..	15	..	..	..	..	..	..	..	..	..	..	..
	<b>TOTAL SUB GROUP C.3 ..</b>	<b>608</b>	<b>..</b>	<b>..</b>	<b>..</b>	<b>16</b>	<b>34</b>	<b>2</b>	<b>..</b>	<b>..</b>	<b>..</b>	<b>1</b>	<b>2</b>
	<b>Sub Group 4.—Manufacture of Textiles and Fibrous Materials (not dress):</b>												
230	Inadequately defined .. Wool, cotton, silk and rayon mills—	2,463	16	..	14	260	285	58	..	..	5	71	29
231	Inadequately defined ..	63	..	..	..	29	15	..	..	1	..	7	159
232	Woollen and worsted mills (all processes) ..	2,456	11	..	2	32	339	153	1	..	1	181	58
233	Cotton mills (all processes)	922	..	..	1	4	190	8	..	1	..	..	..
234	Silk and rayon spinning and weaving ..	13	..	..	..	17	2	2	..	..	..	..	..
235	Flax mills ..	8	..	..	..	..	1	..	..	..	..	..	..
236	Tents, tarpaulins and other canvas goods ..	126	4	..	1	13	11	..	..	..	..	..	..
237	Textile printing ..	65	..	..	..	..	10	..	..	..	..	..	..
240	Carpets, etc.— Inadequately defined ..	3	..	..	..	..	..	..	..	..	..	..	..
241	Carpets ..	77	..	..	..	..	5	..	..	..	..	..	..
242	Felt and feltex ..	44	1	..	..	..	..	..	..	..	..	..	..
243	Matting (not rubber) ..	1	..	..	..	..	1	..	..	..	..	..	..
244	Bags, Rope, etc.— Inadequately defined ..	3	..	..	..	..	..	..	..	..	..	..	..
245	Bags and sacks ..	23	..	..	..	..	..	..	..	..	..	..	..
246	Rope and Cordage ..	95	..	..	..	..	6	..	..	..	..	..	..
249	Other ..	129	..	..	..	4	11	..	..	..	..	2	1
	<b>TOTAL SUB GROUP C.4 ..</b>	<b>6,491</b>	<b>32</b>	<b>..</b>	<b>18</b>	<b>359</b>	<b>876</b>	<b>221</b>	<b>1</b>	<b>2</b>	<b>6</b>	<b>261</b>	<b>247</b>
	<b>Sub Group 5.—Manufacture of Clothing:</b>												
250	Inadequately defined ..	9,434	106	64	86	1,046	1,239	640	3	15	78	226	148
251	Tailoring, ready made clothing, waterproof and oilskin clothing ..	2,054	73	12	23	311	166	58	1	38	4	21	15
252	Dressmaking, millinery, embroidery and lace ..	5,397	83	33	25	218	519	85	14	25	18	49	14

according to Industry—Detailed Table—Table 7 (b)—continued.

Namoi	Macquarie	Lachlan	Murrumbidgee	Upper Murray	Central Murray	Upper Darling	Murray Darling	Central Darling	Lord Howe Island	Migratory Population	TOTAL	Code No.
..	..	..	..	..	..	..	..	..	..	..	22	181
..	..	..	..	..	..	..	..	..	..	..	24	182
..	..	..	..	..	..	..	..	..	..	..	43	183
..	..	..	..	..	..	..	..	..	..	..	127	189
..	..	..	..	3	2	..	..	..	..	..	125	190
..	..	..	..	..	..	..	..	..	..	..	41	200
..	..	..	..	..	..	..	..	..	..	..	241	201
..	..	..	..	..	..	..	..	..	..	1	191	202
..	2	..	..	..	2	..	..	..	..	..	1,353	203
..	..	..	..	..	..	..	..	..	..	..	123	204
6	1	2	1	1	1	1	..	..	..	..	1,566	209
..	..	..	..	..	..	..	..	..	..	1	191	210
9	3	5	10	52	7	1	..	1	..	4	9,444	
..	..	..	..	..	..	..	..	..	..	..	9	220
..	..	..	..	..	..	..	..	..	..	..	347	221
..	..	..	..	..	..	..	..	..	..	..	47	222
..	..	..	..	..	..	..	..	..	..	..	3	223
..	..	..	..	1	..	..	..	1	..	..	134	224
2	..	..	..	..	..	..	..	..	..	..	61	225
..	..	..	..	..	..	..	..	..	..	..	..	226
..	..	..	..	..	..	..	..	..	..	..	51	227
..	..	..	..	..	..	..	..	..	..	..	15	229
2	..	..	..	1	..	..	..	1	..	..	687	
19	53	27	8	9	..	..	..	..	..	1	3,318	230
..	..	..	..	..	..	..	..	..	..	..	274	231
..	9	5	4	134	1	..	..	1	..	1	3,389	232
..	2	2	1	1	..	..	..	4	..	..	1,136	233
..	..	..	..	..	..	..	..	..	..	..	34	234
..	..	..	..	..	..	..	..	..	..	..	9	235
..	..	..	..	..	..	..	..	..	..	..	155	236
..	..	..	..	..	..	..	..	..	..	..	75	237
..	..	..	..	..	..	..	..	..	..	..	3	240
..	..	..	..	..	..	..	..	..	..	..	82	241
..	..	..	..	..	..	..	..	..	..	2	47	242
..	..	..	..	..	..	..	..	..	..	..	2	243
..	..	..	..	..	..	..	..	..	..	..	3	244
..	..	..	..	..	..	..	..	..	..	..	23	245
..	..	..	..	..	..	..	..	..	..	..	101	246
..	..	..	..	..	..	..	..	..	..	..	147	249
19	64	34	13	144	1	..	..	5	..	4	8,798	
40	64	124	179	153	12	2	..	2	..	1	13,662	250
22	9	12	78	25	5	..	..	34	..	3	2,964	251
30	28	46	72	43	13	..	4	18	..	5	6,739	252

## New South Wales—Females in Regional Areas classified

Code No.	INDUSTRY	Sydney (Met.)	Richmond-Tweed	Clarence	Oxley	Newcastle	Sydney (Extra-Met.)	Illawarra	Monaro & South Coast	New England	Upper Hunter	Mitchell	Southern Tablelands
253	Sub Group 5—Continued. Shirts, handkerchiefs, under-clothing (not knitted), etc.	1,172	..	..	1	45	87	39	..	..	..	12	4
254	Corsets .. .. .	447	..	3	..	..	32	75	..	..	..	39	..
255	Hats and caps .. .. .	342	1	..	..	1	18	..	..	..	..	..	..
256	Knitted goods and hosiery ..	797	36	..	..	120	63	17	1	..	..	..	1
259	Other .. .. .	290	1	..	..	39	26	11	..	3	1	1	1
	<b>TOTAL SUB GROUP C.5 ..</b>	<b>19,933</b>	<b>300</b>	<b>112</b>	<b>135</b>	<b>1,780</b>	<b>2,150</b>	<b>925</b>	<b>19</b>	<b>81</b>	<b>101</b>	<b>348</b>	<b>183</b>
	<b>Sub Group 6.—Boot and Shoe Making (other than Rubber), Accessories and Repairing:</b>												
260	Inadequately defined ..	1	..	..	..	..	..	..	..	..	..	..	..
261	Boot and shoe making (other than rubber) .. .. .	2,711	1	1	31	160	176	7	..	18	..	58	61
262	Boot and shoe accessories (other than rubber) .. .. .	5	..	..	..	..	..	..	..	..	..	..	..
263	Boot and shoe repairing (incl. bootmaker so described) ..	50	..	..	1	15	4	1	..	..	1	6	..
	<b>TOTAL SUB GROUP C.6 ..</b>	<b>2,767</b>	<b>1</b>	<b>1</b>	<b>32</b>	<b>175</b>	<b>180</b>	<b>8</b>	<b>..</b>	<b>18</b>	<b>1</b>	<b>64</b>	<b>61</b>
	<b>Sub Group 7.—Manufacture of Food and Drink:</b>												
270	Inadequately defined ..	1,097	..	..	1	75	53	2	2	3	1	28	..
	<b>Meat and Fish—</b>												
280	Inadequately defined ..	92	4	4	..	8	120	3	..	..	2	1	..
281	Abattoirs .. .. .	30	2	1	..	4	4	..	..	..	..	1	..
282	Meat freezing, preserving and canning .. .. .	47	..	1	..	..	9	..	..	2	..	..	..
283	Bacon and ham .. .. .	6	..	..	1	..	1	..	1	..	..	..	..
284	Small goods .. .. .	31	..	..	..	2	..	..	..	..	1	..	..
289	Other meat and fish .. ..	4	..	..	..	..	1	..	5	..	..	1	..
	<b>Milk, butter and cheese and substitutes—</b>												
290	Inadequately defined ..	5	..	..	2	1	2	3	..	..	3	..	2
291	Butter .. .. .	8	15	13	15	16	4	1	2	3	..	..	..
292	Cheese .. .. .	24	1	..	1	..	2	..	1	..	..	..	..
293	Dried, condensed and other milk products .. .. .	35	1	..	60	5	5	12	..	..	..	..	..
294	Butterine and margarine ..	19	..	..	..	..	..	..	..	..	..	..	..
295	Ice cream .. .. .	112	..	..	..	30	11	7	..	1	..	..	..
296	Pasteurizing milk and cream ..	..	..	..	..	..	..	..	..	..	..	..	..
	<b>Grain milling, cereal foods, etc.—</b>												
300	Inadequately defined ..	2	..	..	..	..	..	..	..	..	..	..	..
301	Flour and other grain milling ..	98	3	..	..	..	7	..	..	1	..	8	1
302	Cereal foods and starch ..	122	..	..	..	..	2	..	..	..	..	..	..
303	Bread, cakes and pastry ..	674	32	19	17	96	109	26	15	34	19	38	22
304	Biscuits .. .. .	670	..	1	..	11	63	3	..	..	..	..	1
309	Other .. .. .	6	..	..	..	..	..	..	..	..	..	..	..
310	Confectionery (incl. cocoa and chocolate) .. .. .	1,149	..	..	..	44	76	2	1	1	1	5	1
311	Sugar milling and refining ..	127	4	2	..	..	4	..	..	..	..	..	1
	<b>Jam, fruit and vegetable canning, etc., pickles, etc.—</b>												
320	Inadequately defined ..	6	..	..	..	..	1	..	..	..	..	..	..
321	Jam making, fruit and vegetable canning .. .. .	227	..	..	..	..	7	1	..	2	..	7	..
322	Fruit and vegetable drying ..	22	..	..	..	1	..	..	..	..	..	..	..
323	Pickles, sauces and vinegar ..	37	..	..	..	3	3	..	..	..	..	..	..
324	Condiments and spices ..	69	..	..	1	6	5	..	..	..	..	..	..
	<b>Other foods, n.e.i.—</b>												
325	Inadequately defined ..	..	..	..	..	..	..	..	..	..	..	..	..
326	Grain treshing, chaffcutting and hay pressing .. .. .	..	..	..	..	..	..	..	..	..	..	..	..
329	Other .. .. .	67	..	..	..	10	9	..	..	..	..	..	..
	<b>Drink manufacture (incl. ice)—</b>												
330	Inadequately defined ..	25	..	..	..	1	..	..	..	..	..	..	..
331	Ice (not ice cream) .. .. .	15	1	1	..	5	1	1	..	..	..	..	2
332	Aerated waters and cordials ..	127	5	2	..	13	14	10	3	2	1	1	3
333	Brewing .. .. .	74	..	..	..	3	5	..	..	..	..	3	2
334	Malting .. .. .	2	..	..	..	..	..	..	..	..	..	..	..
335	Distilling .. .. .	19	..	..	..	..	2	..	..	..	..	..	..
336	Wine making (not grape growing) .. .. .	18	..	..	1	2	1	..	..	..	..	..	..
339	Other .. .. .	16	..	..	..	1	..	..	..	..	..	..	..
	<b>TOTAL SUB GROUP C.7 ..</b>	<b>5,082</b>	<b>68</b>	<b>44</b>	<b>99</b>	<b>337</b>	<b>521</b>	<b>71</b>	<b>30</b>	<b>49</b>	<b>28</b>	<b>93</b>	<b>35</b>
	<b>Sub Group 8.—Tobacco Manufacture:</b>												
340	Tobacco, cigar and cigarette making .. .. .	1,416	..	..	..	167	37	2	1	..	..	2	..
	<b>Sub Group 9.—Manufacture of Furniture, Fittings (not metal), Woodworking, Basketware, etc.:</b>												
350	Inadequately defined ..	21	..	..	..	..	1	..	..	..	..	..	..
351	Sawmilling (town or country) Furniture, making, joinery, etc.—	25	25	26	25	10	9	4	4	8	4	5	1
352	Inadequately defined ..	3	..	..	..	..	..	..	..	..	..	..	..
353	Cabinet and furniture making, n.e.i. .. .. .	278	2	1	..	34	10	2	..	1	..	5	..



according to Industry—Detailed Table—Table 7 (b)—continued.

Namoi	Macquarie	Lachlan	Murrumbidgee	Upper Murray	Central Murray	Upper Darling	Murray Darling	Central Darling	Lord Howe Island	Migratory Population	TOTAL	Code No.
..	1	3	2	..	1	1	..	..	..	..	1,368	253
..	..	..	..	..	..	..	..	..	..	1	597	254
..	..	1	1	..	..	..	..	..	..	..	364	255
..	7	16	5	3	..	..	..	..	..	1	1,067	256
..	36	68	..	..	..	..	..	2	..	..	479	259
92	145	270	337	224	31	3	4	56	..	11	27,240	
..	..	..	..	..	..	..	..	..	..	..	1	260
7	1	..	..	..	1	2	1	..	..	2	3,238	261
..	..	..	..	..	..	..	..	..	..	..	5	262
..	1	..	..	..	..	..	..	..	..	..	79	263
7	2	..	..	..	1	2	1	..	..	2	3,323	
1	..	35	75	..	..	..	..	..	..	1	1,374	270
..	..	5	..	..	..	..	..	..	..	..	239	280
..	..	..	..	..	..	..	1	..	..	..	43	281
2	3	1	1	..	..	..	..	..	..	..	66	282
..	..	..	1	..	..	..	..	..	..	..	10	283
1	1	..	..	..	..	..	..	..	..	..	36	284
..	..	..	..	..	..	..	..	..	..	..	11	289
..	..	..	..	..	..	..	..	..	..	..	18	290
1	..	2	5	5	..	..	..	..	..	..	90	291
..	..	..	..	2	..	..	..	..	..	..	31	292
..	..	..	..	..	..	..	..	..	..	..	118	293
..	..	..	..	..	..	..	..	..	..	..	19	294
..	..	..	..	..	..	..	..	..	..	..	161	295
..	..	..	..	..	..	..	..	..	..	..	..	296
..	..	..	..	..	..	..	..	..	..	..	2	300
10	..	7	7	4	1	..	..	..	..	..	147	301
4	..	..	..	..	..	..	..	..	..	..	128	302
32	27	34	47	15	8	1	2	19	..	..	1,286	303
1	..	1	..	..	1	..	..	..	..	..	752	304
..	..	..	..	..	..	..	..	..	..	..	6	309
..	..	2	1	..	..	..	..	..	..	..	1,283	310
..	..	..	..	..	..	..	..	..	..	..	138	311
..	..	..	..	..	..	..	..	..	..	..	7	320
..	..	12	45	1	..	..	..	..	..	..	302	321
..	..	..	5	..	..	..	6	..	..	..	34	322
..	..	..	..	..	..	..	..	..	..	..	43	323
..	..	..	..	..	..	..	..	..	..	..	81	324
..	..	..	..	..	..	..	..	..	..	..	..	325
..	..	..	..	..	..	..	..	..	..	..	..	326
..	..	..	..	..	..	..	..	..	..	..	86	329
..	..	..	..	..	..	..	..	..	..	..	26	330
..	..	..	2	..	..	..	..	2	..	..	30	331
3	1	2	4	1	..	..	..	2	..	..	194	332
..	..	..	1	..	..	..	..	..	..	..	88	333
..	..	..	..	..	..	..	..	..	..	..	2	334
1	..	..	..	..	..	..	..	..	..	..	22	335
..	..	..	4	..	..	..	..	..	..	..	26	336
..	..	..	..	..	..	..	..	..	..	..	17	339
56	32	101	198	28	10	1	9	23	..	1	6,916	
1	..	60	..	1	..	..	..	..	..	..	1,687	340
..	..	..	..	..	..	..	..	..	..	..	22	350
11	5	3	11	4	2	..	..	..	..	..	182	351
..	..	..	..	..	..	..	..	..	..	..	3	352
2	2	..	2	..	..	..	..	1	..	..	340	353

## New South Wales—Females in Regional Areas classified

Code No.	INDUSTRY	Sydney (Met.)	Richmond-Tweed	Clarence	Oxley	Newcastle	Sydney (Extra-Met.)	Illawarra	Monaro & South Coast	New England	Upper Hunter	Mitchell	Southern Tablelands
354	Furniture making, joinery, etc.—Continued. House and shop fittings, n.e.i. (incl. signwriting) ..	21	..	..	..	1	..	..	..	..	..	..	..
355	Joinery sash & door making ..	13	4	..	..	3	..	..	..	..	..	..	..
356	Plywood making ..	40	8	3	..	..	1	..	..	..	..	..	..
357	Fibre and pulp wall and ceiling board (not fibrous plaster or cement) ..	4	..	..	..	9	..	..	..	..	..	..	..
358	Wood turning and carving ..	23	..	..	..	1	2	..	1	..	..	..	..
359	Wooden boxes and cases ..	107	1	..	..	3	6	..	..	..	..	15	..
360	Coopering ..	3	..	..	..	..	..	..	..	..	..	..	..
361	Basket and wickerware ..	7	..	..	..	..	..	..	..	..	..	..	..
	Bedding and furnishing drapery making—												
362	Inadequately defined ..	4	..	..	..	..	..	..	..	..	..	..	..
363	Bedding & mattresses, n.e.i. ..	105	..	..	..	3	3	2	..	..	..	3	3
364	Other ..	122	2	..	..	13	18	1	..	..	..	5	..
369	Other ..	33	..	..	..	2	2	..	..	..	..	..	..
	<b>TOTAL SUB GROUP C.9 ..</b>	<b>809</b>	<b>42</b>	<b>30</b>	<b>25</b>	<b>79</b>	<b>52</b>	<b>9</b>	<b>5</b>	<b>9</b>	<b>4</b>	<b>33</b>	<b>4</b>
	<b>Sub Group 10.—Paper, Printing, Bookbinding &amp; Photography:</b>												
370	Inadequately defined ..	43	..	..	..	3	..	..	..	..	..	..	..
371	Paper and pulp making ..	324	..	..	..	4	11	2	..	..	..	..	..
	Paper article making—												
372	Inadequately defined ..	59	..	..	..	..	2	..	..	..	..	..	..
373	Paper bag making ..	121	1	..	..	4	2	..	..	..	..	..	..
374	Cardboard box and carton, paper container making ..	383	..	..	..	5	19	..	..	..	..	4	..
375	Stationery and paper products, etc. ..	164	..	..	..	..	10	1	..	..	..	..	..
376	Cigarette paper processing ..	18	..	..	..	22	..	..	..	..	..	..	..
	Printing and publishing—												
380	Inadequately defined ..	2,174	9	4	2	77	161	20	1	5	6	9	14
381	Printing and publication of newspapers and periodicals ..	855	19	4	11	39	85	9	5	9	3	13	3
382	Job and general printing ..	246	..	..	..	1	8	1	..	..	..	..	5
383	Bookbinding ..	165	1	..	1	4	16	..	..	1	..	2	..
384	Lithography and photo lithography ..	15	..	1	..	..	2	..	..	..	..	..	..
385	Other ..	37	..	..	..	1	2	..	..	..	..	..	..
386	Photography goods and photography ..	821	42	14	6	92	76	27	3	13	..	17	9
389	Other ..	115	..	..	..	1	11	2	..	..	..	..	..
	<b>TOTAL SUB GROUP C.10 ..</b>	<b>5,540</b>	<b>72</b>	<b>23</b>	<b>20</b>	<b>253</b>	<b>405</b>	<b>62</b>	<b>9</b>	<b>28</b>	<b>9</b>	<b>45</b>	<b>31</b>
	<b>Sub Group 11.—Manufacture of Paint, Non-mineral Oils, Grease:</b>												
390	Inadequately defined ..	2	1	..	..	..	..	..	..	..	..	..	..
391	Paints and colours, varnish ..	348	..	..	1	3	17	..	..	..	..	1	..
392	Vegetable oils, essences and extracts ..	16	..	..	..	..	5	..	..	..	..	..	1
393	Matches ..	203	..	5	..	..	10	..	..	..	..	..	..
394	Soap and candles ..	521	..	..	1	1	12	..	..	1	..	..	..
395	Boiling down, tallow melting and refining, bone crushing and grit-making, gut making ..	32	..	..	..	..	3	..	..	..	..	..	..
396	Edible oils, n.e.i. ..	5	..	..	..	..	..	..	..	..	..	..	..
397	Glue, size, gelatine, dextrine and gum ..	58	..	..	..	..	2	..	..	..	..	..	..
	<b>TOTAL SUB GROUP C.11</b>	<b>1,185</b>	<b>1</b>	<b>5</b>	<b>2</b>	<b>4</b>	<b>49</b>	<b>..</b>	<b>..</b>	<b>1</b>	<b>..</b>	<b>1</b>	<b>1</b>
	<b>Sub Group 12.—Manufacture of Chemicals, Dyes, etc.:</b>												
400	Inadequately defined ..	646	..	..	..	3	53	2	..	..	..	..	..
401	Drugs and patent medicines ..	654	..	..	1	4	36	..	..	..	..	1	1
402	Chemical fertilizer manufacture and mixing ..	16	..	..	..	1	..	2	..	..	..	..	..
403	Industrial and heavy chemicals and acids ..	136	..	..	..	14	9	1	..	..	..	..	..
404	Cosmetics ..	406	..	..	..	2	19	..	..	..	1	1	..
409	Other ..	79	1	2	..	1	3	..	..	..	..	..	..
	<b>TOTAL SUB GROUP C.12</b>	<b>1,947</b>	<b>1</b>	<b>2</b>	<b>1</b>	<b>25</b>	<b>120</b>	<b>5</b>	<b>..</b>	<b>..</b>	<b>1</b>	<b>2</b>	<b>1</b>
	<b>Sub Group 13.—Manufacture of Explosives:</b>												
410	Explosives ..	3	..	..	..	..	4	..	..	..	..	..	..
	<b>Sub Group 14.—Jewellery, Watchmaking, Electroplating and Minting:</b>												
420	Inadequately defined ..	1	..	..	..	..	..	..	..	..	..	..	..
421	Jewellery and watchmaking (incl. repairing) ..	184	..	..	..	2	28	..	..	1	..	..	1
422	Electroplate ware and electroplating ..	62	..	..	..	1	2	..	..	..	..	..	..
423	Minting ..	..	..	..	..	..	..	..	..	..	..	..	..
429	Other ..	..	..	..	..	..	..	..	..	..	..	..	..
	<b>TOTAL SUB GROUP C.14</b>	<b>247</b>	<b>..</b>	<b>..</b>	<b>..</b>	<b>3</b>	<b>30</b>	<b>..</b>	<b>..</b>	<b>1</b>	<b>..</b>	<b>..</b>	<b>1</b>

according to Industry—Detailed Table—Table 7 (b)—continued.

Namoi	Macquarie	Lachlan	Murrumbidgee	Upper Murray	Central Murray	Upper Darling	Murray Darling	Central Darling	Lord Howe Island	Migratory Population	TOTAL	Code No.
..	..	..	..	..	..	..	..	..	..	..	22	354
..	..	1	1	..	..	..	..	..	..	..	22	355
..	..	..	..	..	..	..	..	..	..	..	52	356
..	..	..	..	..	..	..	..	..	..	..	13	357
..	..	..	..	..	..	..	..	..	..	..	27	358
..	..	..	9	3	..	..	..	..	..	..	144	359
..	..	..	..	..	..	..	..	..	..	..	3	360
..	..	..	..	..	..	..	..	..	..	..	7	361
..	..	..	..	..	..	..	..	..	..	..	4	362
..	..	..	..	..	..	..	..	..	..	..	119	363
1	..	..	..	..	..	..	..	..	..	..	162	364
..	..	..	..	..	..	..	..	..	..	..	37	369
14	7	4	23	7	2	..	..	1	..	..	1,159	
..	..	..	..	..	..	..	..	..	..	..	46	370
..	..	..	..	..	..	..	..	..	..	..	341	371
..	..	..	..	..	..	..	..	..	..	..	61	372
..	..	..	..	..	..	..	..	..	..	..	128	373
..	..	..	..	..	..	..	..	..	..	..	411	374
..	1	..	..	..	..	..	..	..	..	..	176	375
..	..	..	..	..	..	..	..	..	..	..	40	376
8	5	8	12	9	3	2	..	4	..	..	2,533	380
7	7	12	18	7	3	..	..	3	..	..	1,113	381
..	..	..	..	..	..	..	..	..	..	..	261	382
..	..	..	..	..	..	..	..	..	..	..	190	383
..	..	..	..	..	..	..	..	..	..	..	18	384
..	..	..	..	..	..	..	..	..	..	..	40	385
15	10	12	18	11	..	..	..	9	..	..	1,195	386
..	..	..	..	..	..	..	..	..	..	..	129	389
30	24	32	48	27	6	2	..	16	..	..	6,682	
..	..	..	..	..	..	..	..	..	..	..	3	390
..	..	..	..	..	..	..	..	1	..	..	371	391
..	..	..	..	..	..	..	..	..	..	..	22	392
..	..	..	..	..	..	..	..	..	..	..	218	393
..	..	..	..	..	..	..	..	..	..	..	536	394
..	..	..	..	..	..	..	..	..	..	..	35	395
..	..	..	..	..	..	..	..	..	..	..	5	396
..	..	..	..	..	..	..	..	..	..	..	60	397
..	..	..	..	..	..	..	..	1	..	..	1,250	
1	..	..	..	..	..	..	..	..	..	..	705	400
..	..	..	..	..	..	..	..	..	..	..	707	401
..	..	..	..	..	..	..	..	..	..	..	19	402
..	..	..	..	..	..	..	..	..	..	..	160	403
..	..	1	..	..	..	..	..	1	..	..	431	404
..	..	..	..	..	..	..	..	..	..	..	86	409
1	..	1	..	..	..	..	..	1	..	..	2,108	
..	..	..	..	4	..	..	..	..	..	..	11	410
..	..	..	..	..	..	..	..	..	..	..	1	420
2	..	..	1	2	..	..	..	1	..	..	222	421
..	..	..	..	1	..	..	..	..	..	..	66	422
..	..	..	1	..	..	..	..	..	..	..	1	423
..	..	..	..	..	..	..	..	..	..	..	..	429
2	..	..	2	3	..	..	..	1	..	..	290	

## New South Wales—Females in Regional Areas classified

Code No.	INDUSTRY	Sydney (Met.)	Richmond-Tweed	Clarence	Oxley	Newcastle	Sydney (Extra-Met.)	Illawarra	Monaro & South Coast	New England	Upper Hunter	Mitchell	Southern Tablelands
	<b>Sub Group 15.—Preparation of Skins and Leather, Manufacture of Goods of Leather and Leather Substitutes (not Clothing or Footwear) :</b>												
430	Inadequately defined .. ..	82	..	..	..	..	6	..	..	..	..	..	..
431	Furriers and fur dressing ..	142	..	..	..	7	5	1	1	..	..	..	..
432	Fellmongering .. .. .	13	..	..	..	..	2	..	..	..	..	1	..
433	Tanning, currying and leather dressing .. .. .	83	..	..	..	..	4	..	..	..	..	..	..
434	Saddlery, harness and whips	10	1	..	..	..	1	..	..	..	..	..	..
435	Bags, trunks and other goods of leather and leather substitutes (not clothing or footwear) .. .. .	1,003	..	..	..	9	100	3	..	..	..	2	..
439	Other .. .. .	2	..	..	..	..	1	..	..	..	..	..	..
	<b>TOTAL SUB GROUP C.15..</b>	<b>1,335</b>	<b>1</b>	<b>..</b>	<b>..</b>	<b>16</b>	<b>119</b>	<b>4</b>	<b>1</b>	<b>..</b>	<b>..</b>	<b>3</b>	<b>..</b>
	<b>Sub Group 16.—Manufacture of Rubber Goods :</b>												
440	Inadequately defined .. ..	503	1	..	..	4	49	52	..	..	..	4	1
441	Rubber tyres and tubes ..	56	..	..	..	..	8	..	..	..	..	..	..
442	Rubber boots and shoes ..	19	..	..	..	..	7	9	..	..	..	..	..
443	Rubber goods n.e.i. (not clothing) .. .. .	19	..	..	..	..	2	..	..	..	..	..	..
444	Vulcanizing and tyre retreading	8	4	1	..	2	2	..	..	1	..	2	..
	<b>TOTAL SUB GROUP C.16..</b>	<b>605</b>	<b>5</b>	<b>1</b>	<b>..</b>	<b>6</b>	<b>68</b>	<b>61</b>	<b>..</b>	<b>1</b>	<b>..</b>	<b>6</b>	<b>1</b>
	<b>Sub Group 17.—Manufacture of Musical, Surgical and Scientific Instruments and Apparatus :</b>												
450	Musical, surgical and scientific instruments and apparatus	338	..	..	..	10	21	4	..	..	..	4	..
	<b>Sub Group 18.—Manufacture of Plastic Products :</b>												
460	Plastic products .. .. .	374	..	..	..	..	28	3	..	..	..	..	..
	<b>Sub Group 19.—Other Manufacture :</b>												
470	Linoleums and leather cloth ..	10	..	..	..	..	2	..	..	..	..	..	..
471	Toys, games and sports requisites (excl. billiard tables) ..	466	..	1	1	2	40	6	..	..	..	1	..
472	Buttons and buckles .. ..	94	1	..	..	1	9	..	..	1	..	..	..
473	Brooms and brushes .. ..	183	..	..	..	1	22	..	..	..	..	..	..
474	Artificial flowers .. .. .	75	..	..	..	9	15	..	..	..	..	..	..
475	Pencils, pens, etc. .. .. .	74	..	..	..	..	2	..	..	..	..	..	..
476	Power alcohol distillation ..	..	..	..	..	..	..	..	..	..	..	..	..
479	Other .. .. .	113	..	..	..	1	12	..	..	..	..	20	..
	<b>TOTAL SUB GROUP C.19..</b>	<b>1,015</b>	<b>1</b>	<b>1</b>	<b>1</b>	<b>14</b>	<b>102</b>	<b>6</b>	<b>..</b>	<b>1</b>	<b>..</b>	<b>21</b>	<b>..</b>
	<b>Sub Group 20.—Gas and Electricity :</b>												
480	Gas .. .. .	277	2	1	..	18	21	7	2	..	1	..	1
481	Electricity .. .. .	143	5	1	1	42	14	..	1	1	2	..	1
	<b>TOTAL SUB GROUP C.20..</b>	<b>420</b>	<b>7</b>	<b>2</b>	<b>1</b>	<b>60</b>	<b>35</b>	<b>7</b>	<b>3</b>	<b>1</b>	<b>3</b>	<b>..</b>	<b>2</b>
	<b>TOTAL GROUP C .. .. .</b>	<b>59,049</b>	<b>552</b>	<b>227</b>	<b>355</b>	<b>4,288</b>	<b>5,600</b>	<b>1,845</b>	<b>74</b>	<b>192</b>	<b>156</b>	<b>1,147</b>	<b>572</b>
	<b>GROUP D. BUILDING AND CONSTRUCTION.</b>												
500	Inadequately defined .. ..	..	..	..	..	..	..	..	..	..	..	..	..
510	<b>Sub Group 1.—Construction and Repair of Buildings ..</b>	<b>328</b>	<b>5</b>	<b>2</b>	<b>2</b>	<b>21</b>	<b>29</b>	<b>6</b>	<b>1</b>	<b>1</b>	<b>..</b>	<b>5</b>	<b>3</b>
	<b>Sub Group 2.—Construction Works and Maintenance (other than building) :</b>												
520	Inadequately defined .. ..	61	..	..	..	6	11	5	..	1	1	4	..
521	Roads and bridges .. .. .	10	..	1	..	1	5	..	..	..	..	..	..
522	Rail and tram ways and works	5	1	..	1	..	..	..	..	..	1	1	..
523	Harbour and river works, wharves and docks .. ..	1	1	..	..	..	..	..	..	..	..	..	..
524	Hydro - electric power works and electric transmission lines .. .. .	1	..	..	..	..	..	..	..	..	..	..	..
525	Telegraph and telephone lines	16	..	..	..	..	1	..	..	..	..	..	..
526	Water supply, sewerage, drainage and irrigation—												
526	Inadequately defined .. ..	6	..	..	..	1	2	1	..	..	..	..	..
527	Water conservation supply and maintenance ..	5	..	..	..	7	..	..	..	..	..	..	..
528	Sewerage .. .. .	1	..	..	..	..	..	..	..	..	..	..	..
529	Irrigation works .. .. .	1	..	..	..	..	1	..	..	..	..	..	..
530	Dam making and well sinking	2	..	..	..	..	1	..	..	..	1	..	..
531	Land drainage and swamp reclamation .. .. .	..	..	..	..	..	..	..	..	..	..	..	..
532	Aerodrome construction and maintenance .. .. .	..	..	..	..	..	..	..	..	..	..	..	..
539	Other .. .. .	..	..	..	..	..	..	..	..	..	..	..	..
	<b>TOTAL SUB GROUP D.2 ..</b>	<b>109</b>	<b>2</b>	<b>1</b>	<b>1</b>	<b>15</b>	<b>21</b>	<b>6</b>	<b>..</b>	<b>1</b>	<b>3</b>	<b>5</b>	<b>..</b>
	<b>TOTAL GROUP D .. .. .</b>	<b>437</b>	<b>7</b>	<b>3</b>	<b>3</b>	<b>36</b>	<b>50</b>	<b>12</b>	<b>1</b>	<b>2</b>	<b>3</b>	<b>10</b>	<b>3</b>

according to Industry—Detailed Table—Table 7 (b).

Namoi	Macquarie	Lachlan	Murrumbidgee	Upper Murray	Central Murray	Upper Darling	Murray Darling	Central Darling	Lord Howe Island	Migratory Population	TOTAL	Code No.
..	..	..	..	..	..	..	..	..	..	..	88	430
1	..	..	..	..	..	..	..	..	..	..	157	431
1	..	..	..	..	..	..	..	..	..	..	17	432
..	..	..	..	..	..	..	..	..	..	..	87	433
..	..	..	..	..	..	..	..	..	..	..	12	434
..	..	..	..	..	..	..	..	..	..	..	1,117	435
..	..	..	..	..	..	..	..	..	..	..	3	439
2	..	..	..	..	..	..	..	..	..	..	1,481	
..	..	..	3	1	..	..	..	..	..	..	618	440
..	..	..	..	..	..	..	..	..	..	..	64	441
..	..	..	..	..	..	..	..	..	..	..	35	442
..	..	..	1	..	..	..	..	..	..	..	22	443
..	..	..	2	..	1	..	..	1	..	..	24	444
..	..	..	6	1	1	..	..	1	..	..	763	
..	1	2	..	1	..	..	..	1	..	..	382	450
..	..	1	..	..	..	..	..	..	..	..	406	460
..	..	..	..	..	..	..	..	..	..	..	12	470
..	..	..	..	..	..	..	..	..	..	..	517	471
..	..	..	..	..	..	..	..	..	..	..	106	472
..	..	1	..	..	..	1	..	..	..	..	208	473
..	..	..	..	..	..	..	..	..	..	..	99	474
..	..	..	..	..	..	..	..	..	..	..	76	475
..	..	..	..	..	..	..	..	..	..	..	..	476
..	..	..	..	..	..	..	..	..	..	..	146	479
..	..	1	..	..	..	1	..	..	..	..	1,164	
1	..	1	..	2	..	..	..	2	..	..	336	480
..	1	..	2	1	..	1	..	1	..	1	218	481
1	1	1	2	3	..	1	..	3	..	1	554	
238	286	520	645	498	59	11	14	112	..	24	76,464	
..	..	..	..	..	..	..	..	..	..	..	..	500
1	4	2	7	2	2	..	..	3	..	..	424	510
2	2	1	2	2	1	..	..	1	..	..	100	520
..	..	..	..	..	..	..	..	..	..	..	17	521
..	..	..	..	..	..	..	..	..	..	..	9	522
..	..	..	1	..	1	..	..	..	..	..	4	523
..	..	..	..	..	..	..	..	..	..	..	1	524
..	..	..	..	..	..	..	..	..	..	..	17	525
..	..	1	2	..	..	..	..	..	..	..	13	526
..	..	..	..	..	..	..	..	..	..	..	12	527
..	..	..	..	..	..	..	..	..	..	..	1	528
..	..	..	..	..	..	..	..	..	..	..	2	529
..	..	..	..	..	..	..	..	..	..	..	4	530
..	..	..	..	..	..	..	..	..	..	..	..	531
..	..	..	..	..	..	..	..	..	..	..	..	532
..	..	..	1	..	..	..	..	..	..	1	2	539
2	2	2	6	2	2	..	..	1	..	1	182	
3	6	4	13	4	4	..	..	4	..	1	606	

## New South Wales—Females in Regional Areas classified

Code No.	INDUSTRY	Sydney (Met.)	Richmond-Tweed	Clarence	Oxley	Newcastle	Sydney (Extra-Met.)	Illawarra	Monaro & South Coast	New England	Upper Hunter	Mitchell	Southern Tablelands
	<b>GROUP E.—TRANSPORT &amp; STORAGE.</b>												
540	Inadequately defined ..	98	4	..	..	4	8	3	1	..	..	..	..
	<b>Sub Group 1.—Road Transport and Storage :</b>												
550	Inadequately defined ..	48	1	..	..	1	3	2	..	1	..	1	..
551	Motor engineering ..	155	11	7	3	26	16	10	2	4	2	9	5
552	Motor garages (so described) ..	107	39	27	27	34	52	31	13	25	13	26	24
553	Petrol selling, car parking and towing service ..	61	4	1	2	16	11	7	3	3	2	4	2
554	Taxi and hire car service ..	77	3	1	..	6	17	5	..	..	4	4	..
555	Carrying and cartage service (inc. mail contracting) ..	164	9	3	2	42	21	4	5	6	2	4	6
556	Tramway service (incl. trolley buses) ..	145	..	..	1	..	3	..	..	..	..	..	..
557	Motor bus and car service ..	212	12	2	6	10	34	4	2	3	..	4	3
558	Other road service (incl. livery stables) ..	39	1	..	..	2	9	..	..	..	..	..	..
559	Storage ..	23	..	..	..	..	2	..	..	..	..	3	..
	<b>TOTAL SUB GROUP E.1 ..</b>	<b>1,031</b>	<b>80</b>	<b>41</b>	<b>41</b>	<b>137</b>	<b>168</b>	<b>63</b>	<b>25</b>	<b>42</b>	<b>23</b>	<b>55</b>	<b>40</b>
	<b>Sub Group 2.—Shipping :</b>												
560	Inadequately defined ..	258	1	..	1	12	9	..	..	..	..	..	..
561	Ferry and harbour service (incl. tugs, barges and lighters) ..	25	..	..	..	2	1	..	..	..	..	..	..
562	Coastwise and oversea shipping	383	1	..	..	42	31	2	1	..	..	..	..
563	Boat hiring ..	1	..	..	1	..	2	2	..	..	..	..	..
564	Lighthouses and beacons ..	..	..	..	..	..	..	..	..	..	..	..	..
569	Other ..	..	..	..	..	..	..	..	..	..	..	..	..
	<b>TOTAL SUB GROUP E.2 ..</b>	<b>667</b>	<b>2</b>	<b>..</b>	<b>2</b>	<b>56</b>	<b>43</b>	<b>4</b>	<b>1</b>	<b>..</b>	<b>..</b>	<b>..</b>	<b>..</b>
	<b>Sub Group 3.—Loading and Discharging Vessels :</b>												
570	Loading and discharging vessels	22	..	..	..	7	1	2	..	..	..	..	..
	<b>Sub Group 4.—Rail and Air Transport :</b>												
580	Rail Service ..	1,053	38	61	67	73	196	36	9	33	36	93	46
581	Air transport ..	493	1	..	..	2	17	..	1	..	..	2	..
	<b>TOTAL SUB GROUP E.4 ..</b>	<b>1,546</b>	<b>39</b>	<b>61</b>	<b>67</b>	<b>75</b>	<b>213</b>	<b>36</b>	<b>10</b>	<b>33</b>	<b>36</b>	<b>95</b>	<b>46</b>
	<b>TOTAL GROUP E ..</b>	<b>3,364</b>	<b>125</b>	<b>102</b>	<b>110</b>	<b>279</b>	<b>433</b>	<b>108</b>	<b>37</b>	<b>75</b>	<b>59</b>	<b>150</b>	<b>86</b>
	<b>GROUP F.—COMMUNICATION.</b>												
590	Inadequately defined ..	12	..	..	..	..	1	..	..	..	..	..	..
591	Post, telegraph and telephone services ..	2,574	186	91	136	342	428	158	80	143	72	187	110
592	Wireless communication (not broadcasting and cable service) ..	31	..	..	..	..	3	..	..	1	..	..	..
593	Messenger service ..	1	..	..	..	..	..	..	..	..	..	..	..
599	Other ..	1	..	..	..	..	..	..	..	..	..	..	..
	<b>TOTAL GROUP F ..</b>	<b>2,619</b>	<b>186</b>	<b>91</b>	<b>136</b>	<b>342</b>	<b>432</b>	<b>158</b>	<b>80</b>	<b>144</b>	<b>72</b>	<b>187</b>	<b>110</b>
	<b>GROUP G.—FINANCE AND PROPERTY.</b>												
	<b>Sub Group 1.—Banking :</b>												
600	Banking ..	1,795	53	25	29	98	179	37	14	33	16	43	28
	<b>Sub Group 2.—Insurance :</b>												
610	Inadequately defined ..	..	..	..	..	..	..	..	..	..	..	..	..
611	Insurance (incl. life assurance)	3,042	27	4	7	153	228	10	..	5	..	9	11
612	Friendly & benefit societies ..	52	..	..	..	..	6	1	..	..	..	..	..
619	Other ..	57	..	..	..	..	8	..	..	..	..	..	..
	<b>TOTAL SUB GROUP 2 ..</b>	<b>3,151</b>	<b>27</b>	<b>4</b>	<b>7</b>	<b>153</b>	<b>242</b>	<b>11</b>	<b>..</b>	<b>5</b>	<b>..</b>	<b>9</b>	<b>11</b>
	<b>Sub Group 3.—Other—Other Agencies, etc. :</b>												
620	Inadequately defined ..	51	..	..	..	6	4	..	..	..	..	1	1
621	House and estate agencies, valuing and auctioneering (excluding stock & stations)	647	30	10	10	45	107	29	3	8	4	8	6
622	Building companies & societies	64	..	..	..	22	9	3	..	1	..	..	..
623	Money lending & pawnbroking	183	..	1	..	17	16	6	..	1	1	2	..
624	Cash order and hire purchase	227	..	..	..	33	23	8	..	..	..	..	..
625	Stock and share broking ..	116	..	..	..	1	8	..	..	1	..	..	..
626	Trustee companies ..	229	..	..	..	..	24	..	..	..	..	1	..
629	Other ..	776	2	1	..	5	67	2	3	1	..	3	1
	<b>TOTAL SUB GROUP 3 ..</b>	<b>2,293</b>	<b>32</b>	<b>12</b>	<b>10</b>	<b>129</b>	<b>258</b>	<b>48</b>	<b>6</b>	<b>12</b>	<b>5</b>	<b>15</b>	<b>8</b>
	<b>TOTAL GROUP G ..</b>	<b>7,239</b>	<b>112</b>	<b>41</b>	<b>46</b>	<b>380</b>	<b>679</b>	<b>96</b>	<b>20</b>	<b>50</b>	<b>21</b>	<b>67</b>	<b>47</b>

according to Industry—Detailed Table—Table 7 (b)—continued.

Namoi	Macquarie	Lachlan	Murrumbidgee	Upper Murray	Central Murray	Upper Darling	Murray Darling	Central Darling	Lord Howe Island	Migratory Population	TOTAL	Code No.
..	..	..	2	1	1	..	..	1	..	..	123	540
..	..	..	..	..	..	..	..	..	..	..	57	550
10	4	8	12	3	4	..	..	2	..	..	293	551
30	31	44	42	25	14	7	4	..	..	1	616	552
1	3	4	3	1	1	..	1	..	..	..	130	553
..	1	1	2	1	..	..	..	..	..	..	122	554
10	..	6	4	4	2	1	..	1	..	..	296	555
..	..	..	..	..	..	..	..	..	..	..	149	556
2	1	2	..	4	..	..	..	2	..	..	303	557
..	..	..	..	..	..	..	..	..	..	1	52	558
..	..	5	2	..	..	..	..	..	..	..	35	559
53	40	70	65	38	21	8	5	5	..	2	2,053	
..	..	..	..	..	..	..	..	..	..	..	281	560
..	..	..	..	..	..	..	..	..	..	..	28	561
..	..	..	..	..	..	..	..	..	..	13	473	562
..	..	..	..	..	..	..	..	..	..	..	6	563
..	..	..	..	..	..	..	..	..	..	..	..	564
..	..	..	..	..	..	..	..	..	..	..	..	569
..	..	..	..	..	..	..	..	..	..	13	788	
..	..	..	..	..	..	..	..	..	..	..	32	570
71	44	47	93	28	4	2	2	4	..	3	2,039	580
1	..	2	1	..	..	1	..	..	..	1	522	581
72	44	49	94	28	4	3	2	4	..	4	2,561	
125	84	119	161	67	26	11	7	10	..	19	5,557	
..	..	..	..	..	..	..	..	..	..	..	13	590
143	139	165	236	83	43	27	17	22	..	3	5,385	591
..	..	..	..	..	1	..	..	..	..	..	36	592
..	..	..	..	..	..	..	..	..	..	..	1	593
..	..	..	..	..	..	..	..	..	..	..	1	599
143	139	165	236	83	44	27	17	22	..	3	5,436	
48	41	59	75	23	11	3	3	15	..	..	2,628	600
..	..	..	..	..	..	..	..	..	..	..	..	610
12	5	6	8	13	1	1	..	6	..	..	3,548	611
..	..	..	..	..	..	..	..	..	..	..	59	612
..	..	..	..	..	..	..	..	..	..	..	65	619
12	5	6	8	13	1	1	..	6	..	..	3,672	
..	..	..	..	..	..	..	..	..	..	..	63	620
8	5	8	14	7	1	..	..	9	..	..	959	621
..	..	..	1	..	..	..	..	5	..	..	105	622
..	..	..	1	..	1	..	..	..	..	..	229	623
..	..	..	..	..	1	..	..	..	..	..	292	624
..	..	..	..	..	..	..	..	..	..	..	126	625
1	1	..	1	..	..	1	..	1	..	..	259	626
4	7	2	11	3	2	..	..	1	..	..	891	629
13	13	10	28	10	5	1	..	16	..	..	2,924	
73	59	75	111	46	17	5	3	37	..	..	9,224	

## New South Wales—Females in Regional Areas classified

Code No.	INDUSTRY	Sydney (Met.)	Richmond-Tweed	Clarence	Oxley	Newcastle	Sydney (Extra-Met.)	Illawarra	Monaro & South Coast	New England	Upper Hunter	Mitchell	Southern Tablelands
640	<b>GROUP H.—COMMERCE.</b> Inadequately defined .. .. .	391	2	..	3	14	28	4	1	2	1	3	1
	<b>Sub Group 1.—Wholesale Trade (other than Livestock and Primary Production Dealing, etc.):</b>												
650	Inadequately defined .. .. .	2,038	16	3	1	105	150	28	1	10	2	9	3
651	Soft goods, etc., warehouses ..	563	..	1	..	9	36	..	..	..	..	1	1
652	Groceries .. .. .	666	3	1	..	69	46	8	..	2	1	4	2
653	Meat, fish, dairy products ..	436	4	7	7	63	32	5	1	2	5	9	6
654	Fresh fruit and vegetables ..	101	1	..	1	22	16	1	..	2	..	3	..
655	Timber and other building materials .. .. .	217	4	1	..	28	32	8	..	2	3	2	2
656	Fuel .. .. .	451	..	..	2	13	37	..	..	..	..	1	1
657	Motor vehicles and accessories	312	8	2	3	42	30	4	..	1	2	2	2
658	Other .. .. .	1,988	4	2	2	75	179	16	..	2	1	12	2
	<b>TOTAL SUB GROUP H.1 ..</b>	<b>6,772</b>	<b>40</b>	<b>17</b>	<b>16</b>	<b>426</b>	<b>558</b>	<b>70</b>	<b>2</b>	<b>21</b>	<b>14</b>	<b>43</b>	<b>19</b>
660	<b>Sub Group 2.—Livestock and Primary Produce Dealing:</b> Wool, skin and produce (other than diary) dealing and stock and station agencies (so described) .. .. .	684	22	4	12	54	69	6	4	33	4	26	43
670	<b>Sub Group 3.—Retail Trade:</b> Inadequately defined .. .. .	6,300	117	59	78	612	485	143	38	42	17	155	77
	Departmental, general, clothing, hardware, etc. stores—												
671	Inadequately defined .. .. .	4	..	..	..	1	..	..	..	..	..	..	..
672	Department and general stores .. .. .	3,248	183	92	79	328	366	95	51	146	54	214	84
673	Drapery, clothing and footwear .. .. .	5,617	249	110	130	1,031	623	277	42	151	61	249	123
674	Crockery and hardware .. ..	321	19	11	12	65	53	13	..	8	..	10	5
675	Electrical appliances and radios .. .. .	139	8	3	8	43	26	7	1	3	..	7	3
679	Other .. .. .	68	1	..	..	6	6	1	..	..	..	5	2
	<b>Food Stores—</b>												
680	Inadequately defined .. .. .	110	1	..	2	15	11	1	..	2	2	..	1
681	Butchers' meat .. .. .	435	38	13	15	138	91	33	5	11	8	27	10
682	Milk, dairy products and small goods .. .. .	520	5	2	6	55	49	15	1	2	2	14	6
683	Bread, cakes and pastry .. ..	899	19	15	5	78	98	41	1	13	7	28	10
684	Fresh fruit and vegetables ..	554	21	12	20	91	111	34	2	26	14	33	19
685	Groceries .. .. .	2,044	156	93	127	536	479	212	49	105	46	184	84
689	Other .. .. .	466	4	2	3	67	64	20	5	2	10	20	5
690	Hawking and street selling ..	2	..	1	..	..	1	2	..	1	..	2	..
	Other retail shops and dealings—												
691	Inadequately defined .. .. .	26	..	..	1	3	2	1	..	4	..	1	..
692	Drugs and chemicals .. .. .	772	48	34	35	83	130	40	5	29	13	44	29
693	Books, newspapers, paper and stationery .. .. .	802	45	26	18	103	124	36	11	19	10	41	22
694	Furniture, furnishings and floor coverings .. .. .	351	15	4	2	58	30	17	1	6	2	9	10
695	Jewellery and watches .. .. .	344	24	4	6	49	20	10	2	8	8	9	10
696	Tobacco, cigarettes and smokers requisites .. .. .	173	1	..	..	10	8	1	..	..	1	1	1
697	Sporting goods, games, toys, etc. .. .. .	69	..	..	3	17	10	5	..	2	..	5	1
698	Leather goods .. .. .	71	..	..	..	11	4	3	..	..	..	..	..
699	Other .. .. .	743	21	4	2	80	90	22	6	13	2	26	10
	<b>TOTAL SUB GROUP H.3 ..</b>	<b>24,078</b>	<b>975</b>	<b>485</b>	<b>552</b>	<b>3,530</b>	<b>2,881</b>	<b>1,029</b>	<b>220</b>	<b>593</b>	<b>257</b>	<b>1,084</b>	<b>512</b>
	<b>TOTAL GROUP H ..</b>	<b>31,925</b>	<b>1,039</b>	<b>506</b>	<b>583</b>	<b>4,024</b>	<b>3,536</b>	<b>1,109</b>	<b>227</b>	<b>649</b>	<b>276</b>	<b>1,156</b>	<b>575</b>
	<b>GROUP I.—PUBLIC AUTHORITY, n.e.i., AND PROFESSIONAL ACTIVITIES.</b>												
	<b>Sub Group 1.—Public Authority Activities, n.e.i.:</b>												
700	Commonwealth, State and semi-government activities, n.e.i. .. .. .	7,342	60	45	49	298	613	63	22	47	13	79	119
701	Local government activities, n.e.i. .. .. .	378	23	18	23	79	138	29	16	20	9	32	17
702	Consular agencies & legations	118	..	..	1	..	2	..	..	..	..	1	..
	<b>TOTAL SUB GROUP I.1 ..</b>	<b>7,838</b>	<b>83</b>	<b>63</b>	<b>73</b>	<b>377</b>	<b>753</b>	<b>92</b>	<b>38</b>	<b>67</b>	<b>22</b>	<b>112</b>	<b>136</b>
	<b>Sub Group 2.—Defence Enlisted Personnel:</b>												
710	Inadequately defined .. .. .	..	..	..	..	..	..	..	..	..	..	..	..
711	Army .. .. .	125	..	..	1	16	14	5	..	..	1	..	1
712	Navy .. .. .	7	..	..	..	..	2	..	..	..	..	..	..
713	Air Force .. .. .	15	..	..	1	2	3	..	..	..	..	..	..
714	Other .. .. .	..	..	..	..	..	..	..	..	..	..	..	..
	<b>TOTAL SUB GROUP I.2 ..</b>	<b>147</b>	<b>..</b>	<b>..</b>	<b>2</b>	<b>18</b>	<b>19</b>	<b>5</b>	<b>..</b>	<b>..</b>	<b>1</b>	<b>..</b>	<b>1</b>
	<b>Sub Group 3.—Defence Civilian Employees:</b>												
720	Inadequately defined .. .. .	15	..	..	..	..	3	..	..	..	..	1	..
721	Army .. .. .	203	1	1	..	6	27	..	..	..	..	6	..
722	Navy .. .. .	274	..	..	..	1	15	..	..	..	2	..	..
723	Air Force .. .. .	70	..	..	1	5	14	..	..	1	..	3	..
729	Other .. .. .	37	..	..	..	..	3	..	..	..	..	..	..
	<b>TOTAL SUB GROUP I.3 ..</b>	<b>599</b>	<b>1</b>	<b>1</b>	<b>1</b>	<b>12</b>	<b>62</b>	<b>..</b>	<b>..</b>	<b>1</b>	<b>2</b>	<b>10</b>	<b>..</b>



according to Industry—Detailed Table—Table 7 (b)—continued.

Namoi	Macquarie	Lachlan	Murrumbidgee	Upper Murray	Central Murray	Upper Darling	Murray Darling	Central Darling	Lord Howe Island	Migratory Population	TOTAL	Code No.
4	1	3	3	5	..	..	..	1	..	1	468	640
6	3	6	17	9	3	..	1	23	..	..	2,434	650
..	..	..	..	..	..	..	..	..	..	1	613	651
2	..	..	1	1	..	..	..	7	..	..	813	652
23	6	14	28	7	..	..	..	2	..	..	657	653
..	1	..	78	1	5	..	13	4	..	..	249	654
..	2	3	8	4	..	1	..	1	..	..	318	655
..	2	..	2	1	1	..	..	2	..	..	513	656
2	..	5	6	4	1	..	..	2	..	..	428	657
8	2	4	8	2	..	..	1	7	..	1	2,316	658
42	16	32	148	29	10	1	15	48	..	2	8,341	
42	29	59	53	42	12	3	1	8	..	..	1,210	660
114	85	85	146	61	10	9	2	51	..	3	8,689	670
..	..	..	..	..	..	..	..	..	..	..	5	671
164	99	200	176	104	40	16	15	49	..	2	5,805	672
143	117	180	247	130	55	16	10	155	..	5	9,721	673
7	1	12	13	5	1	4	2	18	..	1	581	674
5	4	5	10	3	1	1	..	3	..	..	280	675
..	..	..	1	2	..	..	..	..	..	..	92	679
..	..	1	..	..	..	..	..	..	..	..	146	680
10	11	16	24	11	5	3	2	13	..	..	919	681
2	..	2	6	7	1	1	..	2	..	..	698	682
11	6	16	14	9	2	..	1	4	..	..	1,277	683
12	16	27	28	13	5	1	5	13	..	..	1,057	684
107	95	111	150	62	34	14	19	165	..	1	4,923	685
9	4	7	8	4	9	1	4	10	..	..	724	689
..	..	..	..	..	..	..	..	..	..	..	9	690
3	1	..	..	1	..	..	..	..	..	..	43	691
49	29	37	47	13	4	2	2	5	..	2	1,452	692
21	27	31	45	15	12	2	4	9	..	2	1,425	693
4	..	1	12	6	..	..	..	8	..	..	536	694
7	6	11	19	8	1	..	..	26	..	..	572	695
1	..	..	2	1	..	..	..	1	..	..	201	696
1	1	2	1	2	..	1	..	..	..	..	120	697
..	..	..	..	..	..	..	..	..	..	..	89	698
15	2	9	17	9	7	1	1	10	..	2	1,092	699
685	504	753	966	466	187	72	67	542	..	18	40,456	
773	550	847	1,170	542	209	76	83	599	..	21	50,475	
39	34	53	93	29	29	4	2	32	..	10	9,075	700
35	21	28	41	13	9	2	4	4	..	..	939	701
..	..	1	..	..	..	..	..	..	..	..	123	702
74	55	82	134	42	38	6	6	36	..	10	10,137	
..	..	..	1	1	..	..	..	..	..	1	3	710
2	..	..	1	..	..	..	..	..	..	1	167	711
..	..	..	..	..	..	..	..	..	..	..	9	712
..	..	..	1	2	..	..	..	..	..	..	24	713
..	..	..	..	..	..	..	..	..	..	1	1	714
2	..	..	3	3	..	..	..	..	..	3	204	
..	..	..	..	..	..	..	..	..	..	..	19	720
1	..	..	..	15	..	..	..	..	..	..	260	721
..	..	..	2	..	..	..	..	..	..	..	294	722
..	4	..	3	..	2	..	..	..	..	..	103	723
..	..	..	..	..	..	..	..	..	..	..	40	729
1	4	..	5	15	2	..	..	..	..	..	716	

## New South Wales—Females in Regional Areas classified

Code No.	INDUSTRY	Sydney (Met.)	Richmond-Tweed	Clarence	Oxley	Newcastle	Sydney (Extra-Met.)	Illawarra	Monaro & South Coast	New England	Upper Hunter	Mitchell	Southern Tablelands
<b>Sub Group 4. Law Order and Public Safety :</b>													
730	Inadequately defined .. ..	1	..	..	..	..	..	..	..	..	..	..	..
731	Police .. .. .	84	..	1	..	5	7	..	..	..	..	2	..
732	Prisons and reformatory, institutions (not industrial schools), excl. inmates ..	32	..	..	..	1	2	..	..	..	..	..	..
733	Legal profession in private practice .. .. .	1,396	72	32	30	136	158	45	11	56	16	38	41
734	Fire Brigades .. .. .	25	4	..	..	..	..	..	..	..	..	..	..
739	Other .. .. .	3	..	..	..	..	..	..	..	..	..	..	..
TOTAL SUB GROUP I.4 ..		1,541	76	33	30	142	167	45	11	56	16	40	41
<b>Sub Group 5.—Religion and Social Welfare :</b>													
740	Inadequately defined .. ..	18	..	..	..	2	..	..	..	1	..	..	..
741	Social service and welfare organizations (not governmental) .. .. .	514	..	1	2	17	52	7	1	2	..	5	..
742	Religion .. .. .	598	10	22	11	182	110	12	..	14	83	23	44
743	Missions for aboriginals (staff only) .. .. .	5	1	..	7	1	..	4	..	..	1	..	..
744	Benevolent institutions (other than hospitals), excl. inmates	554	2	21	..	32	285	..	..	12	5	18	29
749	Other .. .. .	19	..	..	..	..	1	..	..	..	..	..	..
TOTAL SUB GROUP I.5 ..		1,708	13	44	20	234	448	23	1	29	89	46	73
<b>Sub Group 6.—Health Hospitals, etc. :</b>													
750	Inadequately defined .. ..	1,578	55	26	30	107	186	33	15	58	18	51	29
751	Hospitals (excl. inmates)—Inadequately defined ..	1,383	47	20	25	246	121	47	14	28	12	39	42
752	Public hospitals (other than mental) .. .. .	5,298	285	192	102	744	413	178	72	153	65	264	169
753	Mental hospitals .. .. .	341	..	1	2	187	13	2	1	..	..	76	31
754	Private hospitals (other than mental) .. .. .	1,002	44	25	58	62	97	32	5	7	11	23	6
755	Medicine (private practice) ..	542	23	12	11	69	46	21	13	12	7	19	12
756	Dentistry (private practice) ..	775	41	24	22	88	97	57	7	25	10	42	19
757	Veterinary surgery (private practice) .. .. .	20	..	..	..	1	7	1	..	1	..	..	..
758	Bush nursing .. .. .	3	1	..	..	..	1	..	2	3	1	..	1
759	Private nursing and midwifery	363	5	1	5	11	26	3	2	4	5	10	5
760	Baby health centres .. .. .	135	2	1	..	11	9	3	3	2	1	6	3
769	Other .. .. .	643	23	5	5	61	119	8	1	2	1	9	6
TOTAL SUB GROUP I.6 ..		12,083	526	307	260	1,587	1,135	385	135	295	131	539	323
<b>Sub Group 7.—Education :</b>													
770	Inadequately defined .. ..	3,603	151	110	129	560	479	140	55	156	50	196	87
771	Kindergarten, primary and secondary schools .. ..	2,213	185	92	65	285	586	94	47	319	31	223	167
772	Technical colleges .. .. .	206	6	3	3	34	13	7	1	..	2	5	7
773	Agricultural colleges .. .. .	1	..	..	..	..	15	..	..	..	..	7	..
774	Universities .. .. .	362	..	..	..	6	18	..	1	31	..	..	..
775	Other schools and private teaching .. .. .	675	18	8	12	47	76	16	4	17	9	14	9
776	Libraries and reading rooms ..	421	11	4	1	35	49	6	3	4	4	10	7
779	Other .. .. .	26	..	..	..	1	2	..	..	2	..	..	1
TOTAL SUB GROUP I.7 ..		7,507	371	217	210	968	1,238	263	111	529	96	455	278
<b>Sub Group 8.—Other Professional :</b>													
780	Inadequately defined .. ..	5	1	..	..	..	1	1	..	..	..	..	..
781	Civil engineering and surveying	56	1	1	..	4	9	1	..	..	..	1	2
782	Architecture .. .. .	64	2	..	..	5	12	..	..	1	1	1	..
783	Accountancy and auditing ..	862	32	17	14	69	70	21	10	16	3	20	16
784	Musical composition, literature, painting and sculpture ..	58	1	..	1	1	9	1	..	2	..	..	..
785	Industrial and trade associations .. .. .	406	..	..	..	30	32	5	..	1	..	4	1
789	Other .. .. .	74	..	..	..	4	7	1	..	..	..	1	1
TOTAL SUB GROUP I.8 ..		1,525	37	18	15	113	140	30	10	20	4	27	20
TOTAL GROUP I .. .. .		32,948	1,107	683	611	3,451	3,962	843	306	997	361	1,229	872

according to Industry—Detailed Table—Table 7 (b)—continued.

Namoi	Macquarie	Lachlan	Murrumbidgee	Upper Murray	Central Murray	Upper Darling	Murray Darling	Central Darling	Lord Howe Island	Migratory Population	TOTAL	Code No.
..	..	..	..	..	..	..	..	..	..	..	1	730
..	..	..	..	..	..	..	..	..	..	..	99	731
..	..	..	..	..	..	..	..	..	..	..	35	732
63	31	59	64	33	12	2	1	15	..	..	2,311	733
..	..	..	..	..	..	..	..	..	..	..	29	734
..	..	..	..	..	..	..	..	..	..	..	3	739
63	31	59	64	33	12	2	1	15	..	..	2,478	
..	..	..	..	..	..	..	..	..	..	..	21	740
3	1	1	6	2	1	..	..	2	..	3	620	741
21	5	32	12	6	5	..	1	8	..	5	1,204	742
1	..	1	6	..	..	2	..	3	..	..	32	743
1	4	12	2	5	..	..	..	10	..	..	992	744
..	..	..	..	..	..	..	..	..	..	..	20	749
26	10	46	26	13	6	2	1	23	..	8	2,889	
44	41	54	71	33	18	7	10	10	..	21	2,495	750
43	17	40	64	43	15	6	..	51	..	4	2,307	751
218	181	225	427	160	55	43	12	187	..	1	9,444	752
1	..	..	1	..	..	..	..	..	..	..	656	753
34	28	48	39	6	3	5	..	1	..	..	1,536	754
11	10	13	22	2	3	3	..	5	..	2	858	755
36	13	31	41	14	4	..	..	7	..	..	1,353	756
..	..	..	..	..	..	..	..	..	..	..	30	757
2	1	4	2	..	2	2	2	1	..	..	28	758
5	6	5	5	5	..	..	..	1	..	..	467	759
5	4	5	8	1	4	..	1	7	..	1	212	760
8	1	3	8	4	1	4	..	1	..	..	913	769
407	302	428	688	268	105	70	25	271	..	29	20,299	
155	135	149	215	79	40	19	10	69	1	8	6,596	770
145	105	190	257	79	51	21	7	52	..	..	5,214	771
6	3	1	7	3	..	..	..	6	..	..	313	772
3	..	..	16	..	..	..	..	..	..	..	42	773
..	..	..	..	1	..	..	..	..	..	..	419	774
25	12	14	22	11	3	6	3	3	..	1	1,005	775
3	4	7	11	6	3	..	..	2	..	..	591	776
..	..	..	..	..	..	..	..	..	..	..	32	779
337	259	361	528	179	97	46	20	132	1	9	14,212	
..	..	..	..	..	..	..	..	..	..	..	8	780
..	..	..	..	..	..	..	..	..	..	..	75	781
..	..	..	..	..	..	..	..	..	..	..	86	782
25	20	31	43	15	7	..	5	10	..	1	1,307	783
..	..	..	..	..	..	..	..	..	..	..	73	784
..	..	4	1	1	..	..	1	1	..	1	488	785
..	..	..	1	..	..	..	..	..	..	..	89	789
25	20	35	45	16	7	..	6	11	..	2	2,126	
935	681	1,011	1,493	569	267	126	59	488	1	61	53,061	

## New South Wales—Females in Regional Areas classified

Code No.	INDUSTRY	Sydney (Met.)	Richmond-Tweed	Clarence	Oxley	Newcastle	Sydney (Extra-Met.)	Illawarra	Monaro & South Coast	New England	Upper Hunter	Mitchell	Southern Tablelands
	<b>GROUP J.—AMUSEMENTS, HOTELS, CAFES, PERSONAL SERVICE, etc.</b>												
	<b>Sub Group 1.—Amusement, Sports and Recreation :</b>												
800	Inadequately defined ..	289	..	1	2	9	10	4	..	4	..	6	1
801	Theatres ..	106	..	4	..	..	3	..	..	..	..	..	..
802	Motion picture production and picture theatres ..	1,054	15	8	8	125	101	22	3	11	4	30	8
803	Wireless broadcasting (incl. technical service) ..	569	7	4	1	23	26	7	2	8	..	15	6
804	Music ..	36	1	..	..	..	5	..	..	..	..	..	..
	Racing and other professional sport—												
805	Inadequately defined ..	..	..	..	..	..	..	..	..	..	..	..	..
806	Horse racing (racecourses and training stables) ..	13	..	..	..	..	3	..	..	..	..	..	..
807	Dog racing ..	5	..	..	..	..	2	1	..	..	..	..	..
808	Bookmaking ..	7	..	..	..	..	..	..	..	..	..	..	..
809	Other professional sport ..	56	..	..	1	8	22	..	..	..	..	..	..
810	Parks, gardens and recreation grounds ..	75	2	..	..	..	16	1	..	..	1	1	..
811	Tourist bureau and agencies (incl. government) ..	46	..	..	..	1	7	1	..	..	..	..	..
812	Lotteries, art unions, etc. ..	192	..	..	..	4	20	..	..	..	..	..	..
819	Other ..	124	4	1	..	19	8	..	..	3	..	2	2
	<b>TOTAL SUB GROUP J.1 ..</b>	<b>2,572</b>	<b>29</b>	<b>18</b>	<b>12</b>	<b>189</b>	<b>223</b>	<b>36</b>	<b>5</b>	<b>26</b>	<b>5</b>	<b>54</b>	<b>17</b>
	<b>Sub Group 2—Hotels, Cafes, Personal Service, etc. :</b>												
820	Inadequately defined ..	583	28	27	43	74	82	18	12	27	10	35	16
821	Private domestic service (indoor and outdoor) ..	5,889	523	277	425	901	1,141	291	226	484	259	467	297
	Hotels, boarding houses and restaurants—												
822	Inadequately defined ..	5	..	..	..	..	..	..	..	..	..	..	..
823	Licensed hotels ..	3,655	304	187	161	764	578	233	163	219	120	377	207
824	Boarding and lodging houses ..	5,879	154	73	113	353	716	196	74	91	32	163	67
825	Restaurants and tea rooms ..	3,761	262	114	130	557	491	144	69	134	64	156	83
826	Club houses and club rooms (not sporting clubs) ..	454	3	1	..	28	19	4	..	..	1	7	1
827	Laundries, job dyeing and dry cleaning ..	1,826	65	23	30	212	259	54	9	32	20	66	58
828	Hairdressing, manicure and beauty parlours ..	2,517	97	49	46	292	332	84	18	54	18	95	44
829	Undertaking, cremation and grave digging ..	43	1	1	..	4	4	..	2	1	..	..	2
830	Sanitation, inspection and disposal of refuse ..	5	1	..	..	..	2	..	..	..	..	..	..
839	Other ..	100	..	..	..	14	7	..	..	..	..	..	..
	<b>TOTAL SUB GROUP J.2 ..</b>	<b>24,717</b>	<b>1,438</b>	<b>752</b>	<b>948</b>	<b>3,199</b>	<b>3,631</b>	<b>1,024</b>	<b>573</b>	<b>1,042</b>	<b>524</b>	<b>1,366</b>	<b>775</b>
	<b>TOTAL GROUP J ..</b>	<b>27,289</b>	<b>1,467</b>	<b>770</b>	<b>960</b>	<b>3,388</b>	<b>3,854</b>	<b>1,060</b>	<b>578</b>	<b>1,068</b>	<b>529</b>	<b>1,420</b>	<b>792</b>
840	<b>GROUP K.—OTHER INDUSTRIES</b> ..	6	..	..	..	..	1	1	..	..	..	..	..
	<b>GROUP L.—INDUSTRY INADEQUATELY DEFINED.</b>												
851	Accountant, auditor (not grade E. or O.) ..	188	5	1	..	3	4	2	1	1	2	1	5
852	Architect (not grade E. or O.) ..	34	..	..	1	1	2	..	..	..	..	1	1
853	Caretaker, cleaner, watchman (undefined) ..	435	7	3	3	23	8	2	2	3	1	5	2
854	Carpenter, carpenter and joiner, carpentering (undefined) ..	..	..	..	1	..	..	..	..	..	..	..	..
855	Clerical, clerk (undefined) ..	297	6	5	1	12	19	6	4	8	..	3	..
856	Contracting, contractor (undefined) ..	8	..	..	..	2	1	1	..	..	..	..	..
857	Electrical, electrical trade (undefined) ..	366	..	1	2	7	18	3	..	..	..	4	..
858	Electrical fitter, fitting (undefined) ..	10	..	..	..	..	..	..	..	..	..	..	..
859	Electrician (undefined) ..	4	..	..	..	..	1	..	..	1	..	..	..
860	Employee, employer, proprietor (undefined) ..	2	..	..	..	..	..	..	..	..	..	..	..
861	Labourer, labouring (undefined) ..	..	..	..	..	..	1	..	..	..	..	..	..
862	Lorry driver, truck driver (undefined) ..	..	..	..	..	..	..	..	..	..	..	..	..
863	Machinist (undefined) ..	92	..	..	..	3	9	2	..	..	..	..	..
864	Metal trade, trades (undefined) ..	275	..	..	..	2	11	1	..	..	1	..	..
865	Milk, milk industry ..	29	..	..	..	2	3	1	..	..	..	..	..
866	Motor, motor industry, motor trade ..	355	10	1	2	22	19	4	1	2	..	1	4
867	Motor driver (undefined) ..	1	..	..	..	..	..	..	..	..	..	..	..
868	Motor mechanic (undefined) ..	3	..	..	..	2	..	..	..	..	..	..	..
869	Office, office work (undefined) ..	701	8	7	4	33	66	5	1	8	3	19	2

according to Industry—Detailed Table—Table 7 (b)—continued.

Namoi	Macquarie	Lachlan	Murrumbidgee	Upper Murray	Central Murray	Upper Darling	Murray Darling	Central Darling	Lord Howe Island	Migratory Population	TOTAL	Code No.
..	1	1	2	..	..	..	..	1	..	..	331	800
2	..	..	..	..	..	..	..	1	..	..	116	801
12	15	16	27	5	1	2	..	3	..	1	1,471	802
10	3	8	11	5	1	..	..	4	..	1	711	803
..	..	..	..	1	..	..	..	..	..	..	43	804
..	..	..	..	..	..	..	..	..	..	..	..	805
..	..	..	..	..	..	..	..	..	..	..	16	806
..	..	..	..	..	..	..	..	..	..	..	8	807
..	..	..	..	..	..	..	..	..	..	..	7	808
1	1	..	..	..	..	..	..	..	..	..	89	809
1	..	..	..	..	..	..	..	..	..	..	97	810
..	..	..	..	..	..	..	..	..	..	..	55	811
..	..	..	..	..	..	..	..	..	..	..	216	812
6	..	..	5	..	..	..	..	1	..	..	175	819
32	20	25	45	11	2	2	..	10	..	2	3,335	
37	18	33	39	17	16	4	4	6	1	2	1,132	820
573	395	535	597	245	208	105	84	191	1	12	14,126	821
..	..	..	..	..	..	..	..	..	..	..	5	822
306	212	348	448	197	114	74	39	196	..	6	8,908	823
90	67	65	129	81	25	22	3	45	..	..	8,438	824
125	102	160	179	75	32	31	11	51	..	2	6,733	825
4	1	..	4	..	1	..	..	2	..	1	531	826
51	28	40	80	42	10	2	4	35	..	1	2,947	827
72	40	55	91	44	16	6	2	55	..	7	4,034	828
2	..	1	..	..	1	..	..	1	..	..	63	829
..	..	..	1	..	..	..	..	..	..	..	9	830
..	..	..	..	1	..	..	..	..	..	..	122	839
1,260	863	1,237	1,568	702	423	244	147	582	2	31	47,048	
1,292	883	1,262	1,613	713	425	246	147	592	2	33	50,383	
..	..	..	1	..	..	..	..	..	..	..	9	840
2	..	..	2	..	..	..	..	2	..	..	219	851
2	..	..	..	..	..	..	..	..	..	..	42	852
4	4	1	3	2	3	..	2	3	..	..	516	853
..	..	..	..	..	..	..	..	..	..	..	1	854
3	5	5	7	4	2	..	..	3	..	1	391	855
..	..	..	..	..	..	..	..	1	..	..	13	856
..	..	..	1	..	..	..	..	..	..	..	402	857
..	..	..	..	..	..	..	..	..	..	..	10	858
..	1	1	..	1	..	..	..	..	..	..	9	859
..	..	1	..	..	..	..	..	..	..	..	3	860
..	..	..	..	..	..	..	..	..	..	..	1	861
..	..	..	..	..	..	..	..	..	..	..	..	862
2	..	1	..	..	..	..	..	..	..	..	109	863
..	..	..	..	..	..	..	..	..	..	..	290	864
..	..	..	1	..	..	..	..	..	..	..	36	865
5	..	2	8	6	..	..	..	4	..	..	446	866
..	..	..	..	..	..	..	..	..	..	..	1	867
..	..	..	..	..	..	..	..	..	..	..	5	868
9	4	5	13	2	3	1	..	8	..	4	906	869

## New South Wales—Females in Regional Areas classified

Code No.	INDUSTRY	Sydney (Met.)	Richmond-Tweed	Clarence	Oxley	Newcastle	Sydney (Extra-Met.)	Illawarra	Monaro & South Coast	New England	Upper Hunter	Mitchell	Southern Table-lands
	<b>Industry Inadequately Defined—Continued</b>												
870	Packer, packing, storeman (undefined) .. .. .	63	..	..	..	1	..	..	..	..	..	..	1
871	Painter, painting (undefined) .. .. .	16	..	..	..	..	2	..	..	..	..	..	..
872	Plumber, plumbing, gasfitting (undefined) .. .. .	52	3	..	1	7	5	4	..	..	2	1	1
873	Process worker (undefined) .. .. .	77	..	..	..	..	4	..	..	..	..	1	..
874	Radio (undefined) .. .. .	141	2	1	..	2	8	..	1	1	..	..	1
875	Secretary (not grade E. or O.) (industry not stated) .. .. .	45	1	..	1	2	6	..	2	..	..	..	..
876	Stenographer, typist (undefined) .. .. .	275	1	1	2	5	21	1	..	6	1	5	1
877	Telephonist (undefined) .. .. .	35	2	2	..	1	3	..	1	..	1	2	3
878	Timber, timber industry .. .. .	105	6	3	3	14	17	1	..	2	..	1	..
880	Industry inadequately described (other) .. .. .	4,254	22	17	19	351	429	76	6	24	11	127	18
	<b>TOTAL GROUP L .. .. .</b>	<b>7,863</b>	<b>73</b>	<b>42</b>	<b>40</b>	<b>495</b>	<b>657</b>	<b>109</b>	<b>19</b>	<b>56</b>	<b>22</b>	<b>171</b>	<b>39</b>
	<b>GROUP M.—INDUSTRY NOT STATED.</b>												
890	Industry not stated (nil or not answered) .. .. .	9,601	355	239	269	897	1,606	272	189	371	98	385	201
	<b>GROUP N.—PERSONS NOT GAINFULLY OCCUPIED.</b>												
900	Persons not gainfully occupied	586,302	37,346	22,992	27,875	100,164	120,473	34,096	11,712	26,564	12,076	39,081	19,400
	<b>GRAND TOTAL .. .. .</b>	<b>769,183</b>	<b>43,554</b>	<b>26,068</b>	<b>31,494</b>	<b>118,034</b>	<b>142,248</b>	<b>39,923</b>	<b>13,480</b>	<b>30,545</b>	<b>13,932</b>	<b>45,283</b>	<b>22,937</b>

according to Industry—Detailed Table—Table 7 (b)—continued.

Namoi	Macquarie	Lachlan	Murrumbidgee	Upper Murray	Central Murray	Upper Darling	Murray Darling	Central Darling	Lord Howe Island	Migratory Population	TOTAL	Code No.
..	..	..	3	..	1	..	..	..	..	..	69	870
..	..	..	..	..	..	..	..	..	..	..	18	871
2	3	..	1	..	..	..	..	..	..	..	82	872
..	..	1	..	..	..	..	..	..	..	..	83	873
1	..	..	..	..	..	..	..	..	..	..	158	874
..	1	1	..	1	..	..	..	..	..	..	60	875
5	7	..	7	4	..	1	2	1	..	1	347	876
..	1	3	..	1	1	..	..	1	..	..	57	877
1	..	..	1	1	1	..	..	..	..	..	156	878
24	34	36	55	23	4	2	3	9	..	3	5,547	880
60	60	57	102	45	15	4	7	32	..	9	9,977	
475	218	299	525	190	112	56	36	98	..	68	16,560	890
28,957	22,959	32,477	40,383	14,821	8,432	4,372	3,137	12,825	84	465	1,206,993	900
33,457	26,270	37,244	47,020	17,786	9,764	5,060	3,608	14,944	87	706	1,492,627	

---

Sydney: Alfred Henry Pettifer, Government Printer—1948.





**CENSUS OF THE COMMONWEALTH OF AUSTRALIA**

**30th JUNE, 1947**

# **REGIONAL TABLES**

**VOLUME 2**

**VICTORIA**



CENSUS OF THE COMMONWEALTH OF AUSTRALIA

30th JUNE, 1947

# REGIONAL TABLES

VOLUME 2

VICTORIA

---

Issued by the Department of Post-War Reconstruction,  
Regional Planning Division,  
CANBERRA, A.C.T.

By arrangement with Roland Wilson, C.B.E., B.Com., D.Phil., Ph.D.,  
COMMONWEALTH STATISTICIAN.

CENSUS OF THE COMMONWEALTH OF  
AUSTRALIA, 1947

---

REGIONAL TABLES  
VICTORIA

---

PREFACE

IN order to assist Commonwealth and State Officers, members of Regional Development Committees and others concerned with Regional Planning, the Commonwealth Statistician, Dr. Roland Wilson, agreed to provide portion of the results of the 1947 Census classified according to the regional areas defined in each State. By arrangement with the Commonwealth Statistician the Department of Post-War Reconstruction is distributing the Regional Tables. This volume includes all regional figures at present available for Victorian regions. Tables for other States will be issued in separate volumes as soon as the figures have been released.

A. S. BROWN,

Director-General of Post-War Reconstruction.

CENSUS OF THE COMMONWEALTH OF AUSTRALIA, 1947

VICTORIA

REGIONAL TABLES

CONTENTS

	Page
Local Government Areas Included in Regions ... ..	4
TABLE 1—Population in Regions ... ..	5
TABLE 2—Victorian Regions—Grouped Ages—	
(a) Males ... ..	6
(b) Females ... ..	7
(c) Total Persons ... ..	8
TABLE 3—Victorian Regions—Conjugal Condition—	
(a) Males ... ..	9
(b) Females ... ..	9
TABLE 4—Victorian Regions—	
(a) Males with dependent children under 16 years of age ... ..	10
(b) Females with dependent children under 16 years of age ... ..	10
TABLE 5—Victorian Regions—Occupational Status—	
(a) Males ... ..	11
(b) Females ... ..	11
TABLE 6—Victorian Regions—Summary Table—Classification According to Industry—	
(a) Males ... ..	12
(b) Females ... ..	16
TABLE 7—Victorian Regions—Detailed Table—Classification According to Industry—	
(a) Males ... ..	20
(b) Females ... ..	44

## REGIONS—VICTORIA.

Local Government Areas included in Victorian Regions are shown below :—

Region.	Local Government Areas.
Metropolitan ... ..	See No. 10.
1. Mallee ... ..	<i>City</i> —Mildura. <i>Borough</i> —Swan Hill. <i>Shires</i> —Birchip, Karkaroc, Mildura, Swan Hill, Walpeup, Wycheproof.
2. Wimmera ... ..	<i>Town</i> —Horsham. <i>Borough</i> —Stawell. <i>Shires</i> —Arapiles, Dimboola, Donald, Dunmunkle, Kaniva, Lowan, Stawell, Warracknabeal, Wimmera.
3. Glenelg ... ..	<i>Towns</i> —Ararat, Hamilton. <i>Borough</i> —Portland. <i>Shires</i> —Ararat, Dundas, Glenelg, Kowree, Mount Rouse, Portland, Wannon.
4. Corangamite... ..	<i>City</i> —Warrnambool. <i>Boroughs</i> —Colac, Koroit, Port Fairy. <i>Shires</i> —Belfast, Colac, Hampden, Heytesbury, Minhamite, Mortlake, Otway, Warrnambool.
5. Loddon ... ..	<i>City</i> —Bendigo. <i>Boroughs</i> —Eaglehawk, Inglewood, St. Arnaud. <i>Shires</i> —Bet Bet, Charlton, Cohuna, East Loddon, Gordon, Huntly, Kara Kara, Kerang, Korong, McIvor, Marong, Strathfieldsaye.
6. Central Highlands ... ..	<i>City</i> —Ballarat. <i>Boroughs</i> —Castlemaine, Clunes, Daylesford, Maryborough, Sebastopol. <i>Shires</i> —Avoca, Ballan, Ballarat, Buninyong, Bungaree, Creswick, Gisborne, Glenlyon, Grenville, Kyneton, Lexton, Maldon, Metcalfe, Newham and Woodend, Newstead and Mt. Alexander, Ripon, Romsey, Talbot, Tullaroop.
7. Barwon ... ..	<i>Cities</i> —Geelong, Geelong West. <i>Town</i> —Newtown and Chilwell. <i>Borough</i> —Queenscliffe. <i>Shires</i> —Bannockburn, Barrarbool, Bellarine, Corio, Leigh, South Barwon, Winchelsea.
8. Goulburn ... ..	<i>Boroughs</i> —Echuca, Shepparton. <i>Shires</i> —Deakin, Numurkah, Rochester, Rodney, Shepparton, Tungamah, Waranga.
9. Upper Goulburn ... ..	<i>Shires</i> —Alexandra, Benalla, Broadford, Euroa, Goulburn, Kilmore, Mansfield, Pyalong, Seymour, Violet Town, Yea.
10. Port Phillip* ... ..	The metropolitan area together with the following extra-metropolitan Shires constitute the Port Phillip region. <i>Shires</i> —Bacchus Marsh, Braybrook (part), Broadmeadows (part), Bulla, Dandenong, Doncaster and Templestowe, Eltham, Fern Tree Gully, Flinders, Frankston and Hastings, Healesville, Heidelberg (part), Keilor (part), Lilydale, Melton, Munnawading, Mornington, Upper Yarra, Werribee, Whittlesea.
11. West Gippsland ... ..	<i>Borough</i> —Wonthaggi. <i>Shires</i> —Alberton, Bass, Berwick, Buln Buln, Cranbourne, Korumburra, Mirboo, Morwell, Narracan, Phillip Island, South Gippsland, Traralgon, Warragul, Woorayl.
12. Upper Murray ... ..	<i>Borough</i> —Wangaratta. <i>Shires</i> —Beechworth, Bright, Chiltern, Oxley, Rutherglen, Towong, Upper Murray, Wangaratta, Wodonga, Yackandandah, Yarrawonga.
13. East Gippsland ... ..	<i>Town</i> —Sale. <i>Shires</i> —Avon, Bairnsdale, Maffra, Omeo, Orbost, Rosedale, Tambo.

\* The Metropolitan area and the extra-metropolitan portion of the Port Phillip Region have been shown separately in all tables.

**Victoria—Population in Regions—Table 1.**  
(Exclusive of full-blood aboriginals.)

REGIONS	Males	Females	TOTALS
*Port Phillip (Metropolitan) ... ..	588,540	637,869	1,226,409
Mallee ... ..	28,022	24,748	52,770
Wimmera ... ..	21,470	21,310	42,780
Glenelg ... ..	23,358	22,360	45,718
Corangamite ... ..	32,051	30,715	62,766
Loddon ... ..	35,592	36,216	71,808
Central Highlands ... ..	51,413	52,863	104,2 6
Barwon ... ..	35,191	35,473	70,664
Goulburn ... ..	27,133	24,741	51,874
Upper Goulburn ... ..	17,361	15,758	33,119
*Port Phillip (Extra-Metropolitan) ... ..	60,234	57,887	118,121
West Gippsland ... ..	48,441	42,426	90,867
Upper Murray ... ..	23,124	20,653	43,777
East Gippsland ... ..	18,844	17,057	35,901
Migratory Population ... ..	3,093	758	3,851
<b>TOTAL</b> ... ..	<b>1,013,867</b>	<b>1,040,834</b>	<b>2,054,701</b>

\* Combined Metropolitan and Extra-Metropolitan Areas constitute Port Phillip Region.

Victoria—Grouped Ages in Regional Areas—Males—Table 2 (a).

Age Last Birthday	Port Phillip (Met.)	Mallee	Wimmera	Glenelg	Corangamite	Loddon	Central Highlands	Barwon	Age Last Birthday
00-04	56,801	2,928	2,143	2,407	3,605	3,626	5,025	3,420	00-04
05-09	41,087	2,543	1,951	2,084	3,036	3,288	4,360	2,814	05-09
10-14	35,151	2,248	1,802	1,768	2,649	2,912	4,197	3,058	10-14
15-19	42,403	2,504	1,803	1,725	2,559	2,741	4,249	3,069	15-19
20-24	49,662	2,491	1,569	1,672	2,344	2,407	3,552	2,688	20-24
25-29	49,078	1,951	1,438	1,625	2,229	2,234	3,130	2,485	25-29
30-34	47,913	1,812	1,480	1,720	2,322	2,401	3,382	2,612	30-34
35-39	44,590	2,005	1,537	1,806	2,394	2,514	3,540	2,588	35-39
40-44	41,620	1,857	1,315	1,588	2,190	2,391	3,433	2,411	40-44
45-49	39,924	1,752	1,314	1,396	1,774	2,111	3,061	2,129	45-49
50-54	36,078	1,570	1,156	1,278	1,585	1,869	2,683	1,858	50-54
55-59	33,055	1,406	1,169	1,170	1,454	1,817	2,560	1,599	55-59
60-64	24,656	1,010	955	913	1,188	1,584	2,199	1,424	60-64
65-69	17,301	767	690	785	947	1,223	2,053	1,076	65-69
70-74	11,316	490	504	580	711	1,019	1,612	793	70-74
75-79	7,842	308	312	423	522	758	1,209	556	75-79
80-84	4,432	167	179	222	267	376	676	282	80-84
85-89	1,546	47	77	89	97	131	228	90	85-89
90-94	288	10	17	22	21	26	31	30	90-94
95-99	33	...	1	3	4	2	5	3	95-99
100 and over	1	...	...	...	...	...	...	...	100 and over
Not Stated	3,763	156	58	82	153	162	228	206	No Stated
TOTAL	588,540	28,022	21,470	23,358	32,051	35,592	51,413	35,191	TOTAL
Under 21 years ...	184,540	10,708	8,011	8,307	12,346	13,034	18,542	12,889	Under 21 years
21 years and over...	400,237	17,158	13,401	14,969	19,552	22,396	32,643	22,096	21 years and over
Not Stated	3,763	156	58	82	153	162	228	206	Not Stated
TOTAL	588,540	28,022	21,470	23,358	32,051	35,592	51,413	35,191	TOTAL

Age Last Birthday	Goulburn	Upper Goulburn	Port Phillip (Ex-Met.)	West Gippsland	Upper Murray	East Gippsland	Migratory Population	TOTAL	Age Last Birthday
00-04	2,914	1,841	6,399	5,332	2,379	2,061	39	100,830	00-04
05-09	2,440	1,590	5,163	4,488	2,047	1,671	31	78,593	05-09
10-14	2,058	1,385	4,370	3,772	1,764	1,584	20	68,738	10-14
15-19	2,032	1,270	4,630	3,630	1,743	1,435	316	76,109	15-19
20-24	2,052	1,226	4,521	3,568	1,771	1,348	592	81,463	20-24
25-29	1,829	1,131	4,370	3,321	1,537	1,287	443	78,088	25-29
30-34	1,988	1,304	4,413	3,612	1,690	1,431	276	78,356	30-34
35-39	1,999	1,285	4,198	3,620	1,796	1,387	279	75,538	35-39
40-44	1,900	1,182	4,169	3,620	1,621	1,268	294	70,859	40-44
45-49	1,731	1,085	3,663	3,120	1,446	1,164	235	65,905	45-49
50-54	1,488	888	3,109	2,602	1,146	965	172	58,447	50-54
55-59	1,327	812	3,011	2,332	1,071	869	145	53,797	55-59
60-64	1,151	690	2,472	1,839	873	731	82	41,767	60-64
65-69	854	626	2,086	1,373	755	595	30	31,161	65-69
70-74	581	439	1,471	860	604	437	24	21,441	70-74
75-79	393	295	1,031	648	424	273	4	14,998	75-79
80-84	192	151	507	310	229	167	3	8,160	80-84
85-89	80	53	179	100	92	64	1	2,874	85-89
90-94	9	14	37	16	10	10	...	541	90-94
95-99	2	2	4	4	4	...	...	67	95-99
100 and over	...	...	...	...	...	...	...	1	100 and over
Not Stated	113	92	521	274	122	97	107	6,134	Not Stated
TOTAL	27,133	17,361	60,234	48,441	23,124	18,844	3,093	1,013,867	TOTAL
Under 21 years ...	9,860	6,314	21,422	17,870	8,301	7,021	514	339,679	Under 21 years
21 years and over...	17,160	10,955	38,291	30,297	14,701	11,726	2,472	668,054	21 years and over
Not Stated	113	92	521	274	122	97	107	6,134	Not Stated
TOTAL	27,133	17,361	60,234	48,441	23,124	18,844	3,093	1,013,867	TOTAL

Victoria—Grouped Ages in Regional Areas—Females—Table 2 (b).

Age Last Birthday	Port Phillip (Met.)	Mallee	Wimmera	Glenelg	Corangamite	Loddon	Central Highlands	Barwon	Age Last Birthday
00-04	54,377	2,702	2,054	2,386	3,436	3,364	4,714	3,287	00-04
05-09	39,710	2,428	1,941	2,090	3,000	3,111	4,113	2,705	05-09
10-14	34,768	2,219	1,800	1,663	2,517	2,953	4,073	2,475	10-14
15-19	44,137	2,228	1,778	1,614	2,345	2,827	4,130	2,745	15-19
20-24	53,086	2,172	1,604	1,666	2,368	2,706	3,614	2,861	20-24
25-29	51,389	1,847	1,529	1,663	2,258	2,365	3,444	2,644	25-29
30-34	51,154	1,805	1,546	1,709	2,346	2,462	3,453	2,672	30-34
35-39	46,526	1,673	1,516	1,586	2,076	2,448	3,591	2,552	35-39
40-44	42,522	1,440	1,295	1,384	1,844	2,150	3,330	2,312	40-44
45-49	42,686	1,483	1,230	1,263	1,755	2,130	3,042	2,125	45-49
50-54	41,657	1,312	1,201	1,149	1,571	2,000	3,141	2,033	50-54
55-59	37,618	1,081	1,104	1,081	1,388	1,875	2,690	1,833	55-59
60-64	30,142	791	899	903	1,133	1,622	2,486	1,569	60-64
65-69	23,293	536	680	753	919	1,345	2,239	1,259	65-69
70-74	17,285	391	477	604	710	1,152	1,880	959	70-74
75-79	12,578	278	321	402	515	828	1,431	662	75-79
80-84	7,222	142	175	255	255	450	821	385	80-84
85-89	2,803	71	75	93	115	204	334	163	85-89
90-94	577	13	22	24	29	51	84	19	90-94
95-99	87	3	2	1	4	6	8	2	95-99
100 and over	7	...	...	...	...	1	...	...	100 and over
Not Stated	4,240	133	61	71	131	166	245	211	Not Stated
<b>TOTAL</b> ...	<b>637,869</b>	<b>24,748</b>	<b>21,310</b>	<b>22,360</b>	<b>30,715</b>	<b>36,216</b>	<b>52,863</b>	<b>35,473</b>	<b>TOTAL</b>
Under 21 years ...	183,080	10,020	7,938	8,071	11,773	12,826	17,786	11,752	Under 21 years
21 years and over...	450,549	14,595	13,311	14,218	18,811	23,224	34,832	23,510	21 years and over
Not Stated ...	4,240	133	61	71	131	166	245	211	Not Stated
<b>TOTAL</b> ...	<b>637,869</b>	<b>24,748</b>	<b>21,310</b>	<b>22,360</b>	<b>30,715</b>	<b>36,216</b>	<b>52,863</b>	<b>35,473</b>	<b>TOTAL</b>

Age Last Birthday	Goulburn	Upper Goulburn	Port Phillip (Ex-Met.)	West Gippsland	Upper Murray	East Gippsland	Migratory Population	TOTAL	Age Last Birthday
00-04	2,768	1,706	6,178	5,218	2,263	1,913	43	96,409	00-04
05-09	2,423	1,487	4,803	4,100	1,948	1,627	32	75,518	05-09
10-14	2,107	1,283	4,163	3,509	1,688	1,417	20	66,655	10-14
15-19	1,848	1,105	4,014	3,110	1,529	1,230	36	74,676	15-19
20-24	1,843	1,050	4,187	3,132	1,452	1,288	72	83,101	20-24
25-29	1,754	1,110	4,097	3,224	1,446	1,282	74	80,126	25-29
30-34	1,809	1,167	4,328	3,297	1,585	1,291	70	80,694	30-34
35-39	1,783	1,136	4,085	3,185	1,501	1,261	67	74,986	35-39
40-44	1,500	982	3,541	2,633	1,329	1,008	64	67,334	40-44
45-49	1,445	904	3,413	2,398	1,145	955	66	66,040	45-49
50-54	1,255	807	3,209	2,186	1,026	844	58	63,449	50-54
55-59	1,181	799	3,119	1,856	929	757	41	57,352	55-59
60-64	992	673	2,692	1,483	804	674	38	46,901	60-64
65-69	746	533	2,195	1,133	676	551	38	36,901	65-69
70-74	534	415	1,550	803	526	384	19	27,689	70-74
75-79	376	277	1,038	503	375	260	8	19,852	75-79
80-84	182	154	547	300	236	125	5	11,254	80-84
85-89	78	76	211	103	74	63	...	4,463	85-89
90-94	17	13	47	28	16	11	...	951	90-94
95-99	2	4	2	5	1	5	...	132	95-99
100 and over	1	...	1	...	...	...	...	10	100 and over
Not Stated	97	77	467	220	104	111	7	6,341	Not Stated
<b>TOTAL</b> ...	<b>24,741</b>	<b>15,758</b>	<b>57,887</b>	<b>42,426</b>	<b>20,653</b>	<b>17,057</b>	<b>758</b>	<b>1,040,834</b>	<b>TOTAL</b>
Under 21 years ...	9,514	5,786	19,937	16,526	7,714	6,440	145	329,308	Under 21 years
21 years and over...	15,130	9,895	37,483	25,680	12,835	10,506	606	705,185	21 years and over
Not Stated ...	97	77	467	220	104	111	7	6,341	Not Stated
<b>TOTAL</b> ...	<b>24,741</b>	<b>15,758</b>	<b>57,887</b>	<b>42,426</b>	<b>20,653</b>	<b>17,057</b>	<b>758</b>	<b>1,040,834</b>	<b>TOTAL</b>



Victoria—Grouped Ages in Regional Areas—Persons—Table 2 (c).

Age Last Birthday	Port Phillip (Met.)	Mallee	Wimmera	Glenelg	Corangamite	Loddon	Central Highlands	Barwon	Age Last Birthday
00-04	111,178	5,630	4,197	4,793	7,041	6,990	9,739	6,707	00-04
05-09	80,797	4,971	3,892	4,174	6,036	6,399	8,473	5,519	05-09
10-14	69,919	4,467	3,602	3,431	5,166	5,865	8,270	5,533	10-14
15-19	86,540	4,732	3,581	3,339	4,904	5,568	8,379	5,814	15-19
20-24	102,748	4,663	3,173	3,338	4,712	5,113	7,166	5,549	20-24
25-29	100,467	3,798	2,967	3,288	4,487	4,599	6,574	5,129	25-29
30-34	99,067	3,617	3,026	3,429	4,668	4,863	6,835	5,284	30-34
35-39	91,116	3,678	3,053	3,392	4,470	4,962	7,131	5,140	35-39
40-44	84,142	3,297	2,610	2,972	4,034	4,541	6,763	4,723	40-44
45-49	82,610	3,235	2,544	2,659	3,529	4,241	6,103	4,254	45-49
50-54	77,735	2,882	2,357	2,427	3,156	3,869	5,824	3,891	50-54
55-59	70,673	2,487	2,273	2,251	2,842	3,692	5,250	3,432	55-59
60-64	54,798	1,801	1,854	1,816	2,321	3,206	4,685	2,993	60-64
65-69	40,599	1,303	1,370	1,538	1,866	2,568	4,292	2,335	65-69
70-74	28,601	881	981	1,184	1,421	2,171	3,492	1,752	70-74
75-79	20,420	586	633	825	1,037	1,586	2,640	1,218	75-79
80-84	11,654	309	354	477	522	826	1,497	667	80-84
85-89	4,349	118	152	182	212	335	562	253	85-89
90-94	865	23	39	46	50	77	115	49	90-94
95-99	120	3	3	4	8	8	13	5	95-99
100 and over ...	8	...	...	...	...	...	...	...	100 and over
Not Stated ...	8,003	289	119	153	284	328	473	417	Not Stated
<b>TOTAL ...</b>	<b>1,226,409</b>	<b>52,770</b>	<b>42,780</b>	<b>45,718</b>	<b>62,766</b>	<b>71,808</b>	<b>104,276</b>	<b>70,664</b>	<b>TOTAL</b>
Under 21 years ...	367,620	20,728	15,949	16,378	24,119	25,860	36,328	24,641	Under 21 years.
21 years and over...	850,786	31,753	26,712	29,187	38,363	45,620	67,475	45,606	21 years and over
Not Stated ...	8,003	289	119	153	284	328	473	417	Not Stated
<b>TOTAL ...</b>	<b>1,226,409</b>	<b>52,770</b>	<b>42,780</b>	<b>45,718</b>	<b>62,766</b>	<b>71,808</b>	<b>104,276</b>	<b>70,664</b>	<b>TOTAL</b>

Age Last Birthday	Goulburn	Upper Goulburn	Port Phillip (Ex-Met.)	West Gippsland	Upper Murray	East Gippsland	Migratory Population	TOTAL	Age Last Birthday
00-04	5,682	3,547	12,487	10,550	4,642	3,974	82	197,239	00-04
05-09	4,863	3,077	9,966	8,588	3,995	3,298	63	154,111	05-09
10-14	4,165	2,668	8,533	7,281	3,452	3,001	40	135,393	10-14
15-19	3,880	2,375	8,644	6,740	3,272	2,665	352	150,785	15-19
20-24	3,895	2,276	8,708	6,700	3,223	2,636	664	164,564	20-24
25-29	3,583	2,241	8,467	6,545	2,983	2,569	517	158,214	25-29
30-34	3,797	2,471	8,741	6,909	3,275	2,722	346	159,050	30-34
35-39	3,782	2,421	8,283	6,805	3,297	2,648	346	150,524	35-39
40-44	3,400	2,164	7,710	6,253	2,950	2,276	358	138,193	40-44
45-49	3,176	1,989	7,076	5,518	2,591	2,119	301	131,945	45-49
50-54	2,743	1,695	6,318	4,788	2,172	1,809	230	121,896	50-54
55-59	2,508	1,611	6,130	4,188	2,000	1,626	186	111,149	55-59
60-64	2,143	1,363	5,164	3,322	1,677	1,405	120	88,668	60-64
65-69	1,600	1,159	4,281	2,506	1,431	1,146	68	68,062	65-69
70-74	1,115	854	3,021	1,663	1,130	821	43	49,130	70-74
75-79	769	572	2,069	1,151	799	533	12	34,850	75-79
80-84	374	305	1,054	610	465	292	8	19,414	80-84
85-89	158	129	390	203	166	127	1	7,337	85-89
90-94	26	27	84	44	26	21	...	1,492	90-94
95-99	4	6	6	9	5	5	...	199	95-99
100 and over ...	1	...	1	...	...	...	...	11	100 and over
Not Stated ...	210	169	988	494	226	208	114	12,475	Not Stated
<b>TOTAL ...</b>	<b>51,874</b>	<b>33,119</b>	<b>118,121</b>	<b>90,867</b>	<b>43,777</b>	<b>35,901</b>	<b>3,851</b>	<b>2,054,701</b>	<b>TOTAL</b>
Under 21 years ...	19,374	12,100	41,359	34,396	16,015	13,461	659	668,987	Under 21 years
21 years and over...	32,290	20,850	75,774	55,977	27,536	22,232	3,078	1,373,239	21 years and over
Not Stated ...	210	169	988	494	226	208	114	12,475	Not Stated
<b>TOTAL ...</b>	<b>51,874</b>	<b>33,119</b>	<b>118,121</b>	<b>90,867</b>	<b>43,777</b>	<b>35,901</b>	<b>3,851</b>	<b>2,054,701</b>	<b>TOTAL</b>

Victoria—Conjugal Condition of Males recorded in each Regional Area—Table 3 (a).

REGIONAL AREA	NEVER MARRIED			Married (a)	Widowed	Divorced	Not Stated	TOTAL
	Under 15 years of age	15 years of age and over	TOTAL					
Port Phillip (Metropolitan) ... ..	133,038	138,275	271,313	292,669	18,643	4,207	1,708	588,540
Mallee ... ..	7,719	7,758	15,477	11,679	689	81	96	28,022
Wimmera ... ..	5,896	5,282	11,178	9,585	623	47	37	21,470
Glenelg ... ..	6,259	6,110	12,369	10,140	701	72	76	23,358
Corangamite ... ..	9,290	8,055	17,345	13,593	962	68	83	32,051
Loddon ... ..	9,826	8,853	18,679	15,495	1,246	88	84	35,592
Central Highlands ... ..	13,582	13,411	26,993	22,222	1,890	149	159	51,413
Barwon ... ..	9,292	8,353	17,645	16,178	1,141	143	84	35,191
Goulburn ... ..	7,412	6,954	14,366	11,792	781	76	118	27,133
Upper Goulburn ... ..	4,816	4,485	9,301	7,421	533	49	57	17,361
Port Phillip (Extra-Metropolitan) ... ..	15,842	13,870	29,712	28,178	1,829	300	215	60,234
West Gippsland ... ..	13,592	11,783	25,375	21,343	1,384	202	137	48,441
Upper Murray ... ..	6,190	6,460	12,650	9,592	721	87	74	23,124
East Gippsland ... ..	5,316	4,705	10,021	8,077	587	77	82	18,844
Migratory Population ... ..	90	1,414	1,504	1,306	63	43	177	3,093
<b>TOTAL ... ..</b>	<b>248,160</b>	<b>245,768</b>	<b>493,928</b>	<b>479,270</b>	<b>31,793</b>	<b>5,689</b>	<b>3,187</b>	<b>1,013,867</b>

(a) Includes males permanently separated (legally or otherwise).

Victoria—Conjugal Condition of Females recorded in each Regional Area—Table 3 (b).

REGIONAL AREA	NEVER MARRIED			Married (a)	Widowed	Divorced	Not Stated	TOTAL
	Under 15 years of age	15 years of age and over	TOTAL					
Port Phillip (Metropolitan) ... ..	128,855	142,212	271,067	298,493	60,374	5,511	2,424	637,869
Mallee ... ..	7,349	4,361	11,710	11,456	1,474	61	47	24,748
Wimmera ... ..	5,795	4,304	10,099	9,631	1,510	36	34	21,310
Glenelg ... ..	6,139	4,469	10,608	10,059	1,575	56	62	22,360
Corangamite ... ..	8,953	6,018	14,971	13,543	2,064	55	82	30,715
Loddon ... ..	9,428	7,614	17,042	15,648	3,332	97	97	36,216
Central Highlands ... ..	12,900	12,091	24,991	22,690	4,836	181	165	52,863
Barwon ... ..	8,467	7,510	15,977	16,344	2,880	159	113	35,473
Goulburn ... ..	7,298	4,508	11,806	11,227	1,577	64	67	24,741
Upper Goulburn ... ..	4,476	2,835	7,311	7,200	1,171	38	38	15,758
Port Phillip (Extra-Metropolitan) ... ..	15,144	10,268	25,412	27,806	4,217	280	172	57,887
West Gippsland ... ..	12,827	6,454	19,281	20,536	2,413	111	85	42,426
Upper Murray ... ..	5,899	3,969	9,868	9,213	1,452	58	62	20,653
East Gippsland ... ..	4,957	3,032	7,989	7,783	1,202	44	39	17,057
Migratory Population ... ..	95	207	302	327	87	23	19	758
<b>TOTAL ... ..</b>	<b>238,582</b>	<b>219,852</b>	<b>458,434</b>	<b>481,956</b>	<b>90,164</b>	<b>6,774</b>	<b>3,506</b>	<b>1,040,834</b>

(a) Includes females permanently separated (legally or otherwise).

Victoria—Males with Dependent Children under 16 years of age recorded in each Regional Area—Table 4 (a).

REGIONAL AREA	DEPENDENT CHILDREN TO THE NUMBER OF												Total Males with Dependent Children	Total Number of Children Dependent on Males
	1	2	3	4	5	6	7	8	9	10	11	14		
Port Phillip (Metropolitan)	69,057	46,007	17,699	5,667	1,912	651	241	98	35	10	1	...	141,378	253,199
Mallee ... ..	2,600	2,047	1,236	570	259	99	62	14	13	5	...	...	6,905	15,284
Wimmera ... ..	2,109	1,707	922	375	163	65	29	17	5	4	1	...	5,397	11,429
Glenelg ... ..	2,260	1,732	907	500	206	83	34	13	7	3	...	...	5,745	12,408
Corangamite ... ..	3,021	2,334	1,388	664	349	166	64	31	19	6	2	...	8,044	18,199
Loddon ... ..	3,387	2,569	1,410	675	286	122	56	20	7	2	2	...	8,536	18,274
Central Highlands ... ..	4,743	3,582	1,888	881	377	169	77	28	14	3	...	...	11,762	24,913
Barwon ... ..	3,822	2,696	1,200	470	173	66	24	16	5	2	...	...	8,474	16,316
Goulburn ... ..	2,457	2,010	1,132	575	246	140	35	23	12	3	1	...	6,634	14,821
Upper Goulburn ... ..	1,555	1,278	752	317	158	67	29	12	8	3	...	...	4,179	9,228
Port Phillip (Extra-Met.) ... ..	6,067	4,808	2,326	1,000	393	167	59	28	10	2	...	1	14,861	30,389
West Gippsland ... ..	4,778	3,852	2,084	1,023	388	170	76	32	15	4	1	...	12,423	26,760
Upper Murray ... ..	2,048	1,631	919	488	201	116	43	15	8	1	...	...	5,470	12,223
East Gippsland ... ..	1,815	1,418	740	375	182	77	34	22	6	3	...	...	4,672	10,241
Migratory Population ... ..	179	85	28	5	2	3	1	...	...	...	...	...	303	488
<b>TOTAL ... ..</b>	<b>109,898</b>	<b>77,756</b>	<b>34,631</b>	<b>13,585</b>	<b>5,295</b>	<b>2,161</b>	<b>864</b>	<b>369</b>	<b>164</b>	<b>51</b>	<b>8</b>	<b>1</b>	<b>244,783</b>	<b>474,172</b>

Victoria—Females with Dependent Children under 16 years of age recorded in each Regional Area—Table 4 (b).

REGIONAL AREA	DEPENDENT CHILDREN TO THE NUMBER OF									Total Females with Dependent Children	Total Number of Children Dependent on Females
	1	2	3	4	5	6	7	8	9		
Port Phillip (Metropolitan)	6,903	2,280	732	237	76	14	3	2	1	10,248	15,117
Mallee ... ..	209	109	40	17	10	1	3	...	...	389	692
Wimmera ... ..	175	66	35	13	3	1	1	...	...	294	492
Glenelg ... ..	177	91	30	14	4	...	...	...	1	317	534
Corangamite ... ..	197	105	41	31	15	1	1	1	2	394	768
Loddon ... ..	306	135	81	42	12	1	1	...	...	578	1,060
Central Highlands ... ..	429	196	94	40	17	3	...	...	...	779	1,366
Barwon ... ..	339	140	52	18	10	2	...	...	...	561	9 9
Goulburn ... ..	183	91	51	16	10	2	2	...	...	355	658
Upper Goulburn ... ..	137	75	19	14	8	1	...	...	...	254	446
Port Phillip (Extra-Met.) ... ..	496	271	102	43	11	3	1	...	...	927	1,596
West Gippsland ... ..	318	137	52	24	9	5	3	...	...	548	940
Upper Murray ... ..	162	79	37	15	7	2	...	...	...	302	538
East Gippsland ... ..	153	77	28	12	6	2	1	...	...	279	488
Migratory Population ... ..	19	8	2	1	...	...	...	...	...	30	45
<b>TOTAL ... ..</b>	<b>10,203</b>	<b>3,860</b>	<b>1,396</b>	<b>537</b>	<b>198</b>	<b>38</b>	<b>16</b>	<b>3</b>	<b>4</b>	<b>16,255</b>	<b>25,649</b>

Victoria—Occupational Status of Males recorded in each Regional Area—Table 5 (a).

REGIONAL AREA	IN WORK FORCE							Not in Work Force	Occupational Status not Stated	GRAND TOTAL
	AT WORK					Not at Work (a)	Total in Work Force			
	Employer	Self Employed	Employee (on wage or Salary)	Helper (not on wage or Salary)	TOTAL					
Port Phillip (Metropolitan) ...	27,719	24,940	338,153	439	391,251	7,921	399,172	187,121	2,247	588,540
Mallee ...	1,973	5,861	9,377	601	17,812	329	18,141	9,706	175	28,022
Wimmera ...	1,472	4,971	6,651	665	13,759	189	13,948	7,444	78	21,470
Glenelg ...	1,547	4,464	8,229	507	14,747	299	15,046	8,190	122	23,358
Corangamite ...	2,470	5,888	11,140	785	20,283	389	20,672	11,226	153	32,051
Loddon ...	1,905	6,200	12,419	690	21,214	747	21,961	13,288	343	35,592
Central Highlands ...	2,555	6,873	20,111	592	30,131	963	31,094	20,000	319	51,413
Barwon ...	1,611	3,198	16,764	195	21,768	504	22,272	12,711	208	35,191
Goulburn ...	1,977	5,722	8,891	518	17,108	360	17,468	9,522	143	27,133
Upper Goulburn ...	1,063	3,352	6,185	348	10,948	225	11,173	6,091	97	17,361
Port Phillip (Extra-Met.) ...	3,491	7,519	24,801	442	36,253	970	37,223	22,597	414	60,234
West Gippsland ...	3,106	9,860	17,632	864	31,462	470	31,932	16,298	211	48,441
Upper Murray ...	1,420	4,185	8,433	467	14,505	238	14,743	8,252	129	23,124
East Gippsland ...	1,357	3,622	6,603	242	11,824	229	12,053	6,663	128	18,844
Migratory Population ...	30	34	2,813	1	2,878	5	2,883	160	50	3,093
<b>TOTAL ...</b>	<b>53,696</b>	<b>96,689</b>	<b>498,202</b>	<b>7,356</b>	<b>655,943</b>	<b>13,838</b>	<b>669,781</b>	<b>339,269</b>	<b>4,817</b>	<b>1,013,867</b>

(a) Includes males who were (1) unable to secure employment, (2) temporarily laid off from their jobs, and (3) not actively seeking work at the time of the Census on account of sickness or accident, industrial dispute, resting between jobs or for any other reason.

Victoria—Occupational Status of Females recorded in each Regional Area—Table 5 (b).

REGIONAL AREA	IN WORK FORCE							Not in Work Force	Occupational Status not Stated	GRAND TOTAL
	AT WORK					Not at Work (a)	Total in Work Force			
	Employer	Self Employed	Employee (on wage or Salary)	Helper (not on wage or Salary)	TOTAL					
Port Phillip (Metropolitan) ...	4,474	8,982	138,628	287	152,371	2,756	155,127	481,907	835	637,869
Mallee ...	237	327	3,073	29	3,666	98	3,764	20,952	32	24,748
Wimmera ...	162	271	2,428	29	2,890	60	2,950	18,340	20	21,310
Glenelg ...	185	374	2,630	53	3,242	58	3,300	19,038	22	22,360
Corangamite ...	304	446	3,822	133	4,705	100	4,805	24,883	27	30,715
Loddon ...	197	488	4,594	49	5,328	164	5,492	30,649	75	36,216
Central Highlands ...	331	738	7,220	64	8,353	222	8,575	44,221	67	52,863
Barwon ...	241	440	5,658	29	6,368	134	6,502	28,921	50	35,473
Goulburn ...	223	378	2,663	65	3,329	103	3,432	21,283	26	24,741
Upper Goulburn ...	145	298	1,682	41	2,166	55	2,221	13,515	22	15,758
Port Phillip (Extra-Met.) ...	418	717	7,257	82	8,474	211	8,685	49,139	63	57,887
West Gippsland ...	312	710	4,360	181	5,563	91	5,654	36,739	33	42,426
Upper Murray ...	156	310	2,358	52	2,876	73	2,949	17,681	23	20,653
East Gippsland ...	159	258	1,956	44	2,417	65	2,482	14,560	15	17,057
Migratory Population ...	1	4	162	...	167	1	168	562	28	758
<b>TOTAL ...</b>	<b>7,545</b>	<b>14,741</b>	<b>188,491</b>	<b>1,138</b>	<b>211,915</b>	<b>4,191</b>	<b>216,106</b>	<b>823,390</b>	<b>1,338</b>	<b>1,040,834</b>

(a) Includes females who were (1) unable to secure employment, (2) temporarily laid off from their jobs, and (3) not actively seeking work at the time of the Census on account of sickness or accident, industrial dispute, resting between jobs or for any other reason.

## Victoria—Males in Regional Areas classified

Group	INDUSTRY	Port Phillip (Met.)	Mallee	Wimmera	Glenelg	Corangamite	Loddon
<b>A. PRIMARY PRODUCTION :</b>							
	Fishing ... ..	160	47	...	50	111	5
	Hunting and Trapping ... ..	59	68	47	157	105	82
	Agriculture, Grazing and Dairying—						
	Agriculture and Mixed Farming ... ..	3,702	8,534	5,968	2,587	2,327	4,767
	Grazing ... ..	623	299	466	2,643	1,598	878
	Dairying ... ..	911	298	88	1,542	6,039	1,347
	Pig Farming ... ..	36	3	9	4	13	18
	Poultry Farming... ..	722	49	89	41	33	274
	Beekeeping ... ..	62	8	75	64	2	31
	Other ... ..	95	22	24	45	56	21
	<b>TOTAL</b> ... ..	<b>6,151</b>	<b>9,213</b>	<b>6,719</b>	<b>6,926</b>	<b>10,068</b>	<b>7,336</b>
	Forestry ... ..	544	126	145	250	273	726
	<b>TOTAL GROUP A</b> ... ..	<b>6,914</b>	<b>9,454</b>	<b>6,911</b>	<b>7,383</b>	<b>10,557</b>	<b>8,149</b>
<b>B. MINING AND QUARRYING :</b>							
	Mining ... ..	337	15	10	8	6	425
	Quarrying ... ..	543	10	33	12	30	30
	<b>TOTAL GROUP B</b> ... ..	<b>880</b>	<b>25</b>	<b>43</b>	<b>20</b>	<b>36</b>	<b>455</b>
<b>C. MANUFACTURING :</b>							
	Inadequately defined ... ..	1,385	4	5	3	28	31
	Manufacture relating to Cement Bricks, Glass, Stone, Coke, Oil, etc. ... ..	5,544	89	66	51	56	254
	Founding, Engineering and Metalworking (including Shipbuilding) ... ..	44,230	148	194	148	229	704
	Manufacture, Assembly and Repair of Vehicles, Parts and Accessories ... ..	15,831	53	44	100	96	464
	Manufacture of Textile and Fibrous Materials (not Dress) ... ..	9,111	2	189	324	376	72
	Manufacture of Clothing ... ..	8,577	25	37	47	62	89
	Boot and Shoe Making (other than Rubber), Accessories and Repairing ... ..	6,525	80	35	36	53	84
	Manufacture of Food and Drink ... ..	15,799	1,056	406	416	1,458	1,111
	Tobacco Manufacture ... ..	1,043	...	...	...	...	1
	Manufacture of Furniture, Fittings (not metal), Woodworking, Basketware, etc. ... ..	8,931	64	103	381	364	280
	Paper, Printing, Bookbinding and Photography ... ..	11,557	86	68	70	103	138
	Manufacture of Paints, Non-mineral Oils, Grease ... ..	1,818	14	16	...	13	219
	Manufacture of Chemicals, Dyes, etc. ... ..	3,918	7	1	1	5	10
	Manufacture of Explosives ... ..	685	1	...	...	...	2
	Jewellery, Watchmaking, Electroplating and Minting ... ..	2,824	16	14	11	9	29
	Preparation of Skins and Leather, Manufacture of Goods of Leather and Leather Substitutes (not clothing or footwear) ... ..	4,024	7	20	12	15	19
	Manufacture of Rubber Goods ... ..	3,473	18	11	21	23	18
	Manufacture of Musical, Surgical and Scientific Instruments and Apparatus ... ..	888	11	6	4	7	17
	Manufacture of Plastic Products ... ..	1,532	...	13	...	1	1
	Other Manufacture ... ..	1,634	...	44	...	1	...
	Gas and Electricity ... ..	6,873	56	89	81	97	153
	<b>TOTAL GROUP C</b> ... ..	<b>156,202</b>	<b>1,737</b>	<b>1,361</b>	<b>1,706</b>	<b>2,996</b>	<b>3,696</b>
<b>D. BUILDING AND CONSTRUCTION :</b>							
	Inadequately defined ... ..	43	...	1	...	2	1
	Construction and Repair of Buildings ... ..	22,567	437	451	597	722	704
	Construction Works and Maintenance (other than buildings)... ..	10,431	1,356	910	945	1,001	1,373
	<b>TOTAL GROUP D</b> ... ..	<b>33,041</b>	<b>1,793</b>	<b>1,362</b>	<b>1,542</b>	<b>1,725</b>	<b>2,078</b>

according to Industry—Summary Table—Table 6 (a).

Central Highlands	Barwon	Goulburn	Upper Goulburn	Port Phillip (Extra-Met.)	West Gippsland	Upper Murray	East Gippsland	Migratory	TOTAL	Group
5	243	6	5	133	268	4	141	12	1,190	A.
187	73	29	103	44	151	174	171	...	1,450	
5,635	1,899	5,679	2,164	6,100	3,500	2,512	1,472	17	56,863	
1,479	574	725	1,672	676	972	909	1,245	5	14,764	
1,015	639	2,230	624	1,839	9,139	2,514	2,280	6	30,511	
5	11	12	2	58	22	3	10	1	207	
224	127	95	31	989	248	22	32	2	2,978	
55	8	29	12	12	3	28	30	...	419	
37	11	30	14	44	61	44	43	...	547	
8,450	3,269	8,800	4,519	9,718	13,945	6,032	5,112	31	106,289	
913	147	325	395	776	821	381	534	2	6,358	
9,555	3,732	9,160	5,022	10,671	15,185	6,591	5,958	45	115,287	
377	62	4	187	128	1,316	206	104	3	3,188	B.
103	87	10	21	159	64	8	10	...	1,120	
480	149	14	208	287	1,380	214	114	3	4,308	
44	27	12	2	80	19	3	11	2	1,656	C.
298	420	55	44	530	254	56	50	...	7,767	
2,197	1,279	282	76	1,691	224	161	131	51	51,745	
624	1,739	62	86	393	58	29	28	6	19,613	
900	1,776	17	19	198	95	246	47	5	13,377	
230	52	34	31	227	49	27	25	6	9,518	
309	181	45	33	258	74	44	28	2	7,787	
1,285	582	909	205	1,012	916	465	636	9	26,265	
...	5	22	...	43	1	4	1	2	1,122	
750	263	201	468	1,070	814	264	227	5	14,185	
210	169	85	217	451	985	51	65	8	14,263	
52	8	5	3	56	3	7	...	...	2,214	
23	676	1	...	189	3	5	...	2	4,841	
51	...	...	...	75	...	39	1	...	854	
28	27	14	4	96	16	7	8	...	3,103	
68	191	17	10	93	21	170	35	3	4,705	
26	17	16	2	113	17	4	5	...	3,764	
17	11	4	4	24	4	2	2	5	1,006	
1	...	1	...	52	1	...	...	1	1,603	
37	17	3	...	86	5	3	...	...	1,830	
284	334	45	132	317	2,294	91	51	13	10,910	
7,434	7,774	1,830	1,336	7,054	5,853	1,678	1,351	120	202,128	
3	2	...	...	1	...	1	...	...	54	D.
1,245	1,116	575	271	2,153	1,086	582	347	54	32,907	
1,505	755	1,060	769	1,910	1,494	1,195	753	11	25,468	
2,753	1,873	1,635	1,040	4,064	2,580	1,778	1,100	65	58,429	

## Victoria—Males in Regional Areas classified

Group	INDUSTRY	Port Phillip (Met.)	Mallee	Wimmera	Glenelg	Corangamite	Loddon
<b>E. TRANSPORT AND STORAGE :</b>							
	Inadequately defined ... ..	627	22	12	8	33	17
	Road Transport and Storage ... ..	18,474	747	619	590	863	873
	Shipping ... ..	2,493	6	1	6	7	2
	Loading and discharging Vessels ... ..	4,432	...	1	5	2	1
	Rail Transport ... ..	8,661	243	356	421	196	716
	Air Transport ... ..	2,132	4	5	2	4	3
	<b>TOTAL GROUP E ... ..</b>	<b>36,869</b>	<b>1,022</b>	<b>994</b>	<b>1,032</b>	<b>1,105</b>	<b>1,612</b>
<b>F. COMMUNICATION :</b>		7,639	166	149	165	161	224
<b>G. FINANCE AND PROPERTY :</b>							
	Banking ... ..	4,713	167	170	153	182	202
	Insurance ... ..	3,777	43	51	27	66	98
	Other—Offices, Agencies, etc. ... ..	3,232	50	37	37	40	90
	<b>TOTAL GROUP G ... ..</b>	<b>11,722</b>	<b>260</b>	<b>258</b>	<b>217</b>	<b>288</b>	<b>390</b>
<b>H. COMMERCE :</b>							
	Inadequately defined ... ..	492	6	4	3	4	11
	Wholesale Trade (other than Livestock and Primary Dealing, etc.) ... ..	21,218	299	304	302	261	572
	Livestock and Primary Produce Dealing, etc.... ..	3,439	100	196	167	180	193
	Retail Trade ... ..	31,936	1,035	893	894	1,278	1,614
	<b>TOTAL GROUP H ... ..</b>	<b>57,085</b>	<b>1,440</b>	<b>1,397</b>	<b>1,366</b>	<b>1,723</b>	<b>2,390</b>
<b>I. PUBLIC AUTHORITY (n.e.i.) AND PROFESSIONAL ACTIVITIES :</b>							
	Public Authority Activities, n.e.i. ... ..	13,676	200	110	100	124	249
	Defence—Enlisted Personnel ... ..	7,504	41	25	34	48	139
	Defence—Civilian Employees ... ..	3,054	4	1	2	3	30
	Law, Order and Public Safety ... ..	3,503	76	64	74	93	142
	Religion and Social Welfare ... ..	1,725	69	92	60	90	158
	Health, Hospitals, etc. ... ..	4,645	95	78	196	109	132
	Education ... ..	4,424	302	203	144	218	296
	Other Professional ... ..	2,554	30	16	18	23	44
	<b>TOTAL GROUP I ... ..</b>	<b>41,085</b>	<b>817</b>	<b>589</b>	<b>628</b>	<b>708</b>	<b>1,190</b>
<b>J. AMUSEMENT, HOTELS, CAFES, PERSONAL SERVICE, ETC. :</b>							
	Amusement Sport and Recreation ... ..	5,089	80	54	59	96	112
	Hotels, Cafes, Personal Service, etc. ... ..	12,801	459	358	345	473	597
	<b>TOTAL GROUP J ... ..</b>	<b>17,890</b>	<b>539</b>	<b>412</b>	<b>404</b>	<b>569</b>	<b>709</b>
<b>K. OTHER INDUSTRIES</b>		13	1	...	1	...	...
<b>L. INDUSTRY INADEQUATELY DEFINED</b>		17,685	385	219	316	387	543
<b>M. INDUSTRY NOT STATED</b>		14,394	677	331	388	570	868
<b>N. PERSONS NOT IN WORK FORCE</b>		187,121	9,706	7,444	8,190	11,226	13,288
	<b>GRAND TOTAL ... ..</b>	<b>588,540</b>	<b>28,022</b>	<b>21,470</b>	<b>23,358</b>	<b>32,051</b>	<b>35,592</b>

according to Industry—Summary Table—Table 6 (a)—continued.

Central Highlands	Barwon	Goulburn	Upper Goulburn	Port Phillip (Extra-Met.)	West Gippsland	Upper Murray	East Gippsland	Migratory	TOTAL	Group	
24	42	34	5	33	20	8	23	1	909	E.	
1,175	1,075	630	407	1,457	1,161	516	412	8	29,007		
10	104	6	3	67	18	4	12	2,283	5,022		
7	228	...	...	58	4	...	...	...	4,738		
855	555	267	524	489	510	345	102	8	14,248		
4	9	...	3	54	3	...	2	...	2,275		
2,075	2,013	937	942	2,158	1,716	873	551	2,300	56,199		
305	158	160	111	394	204	114	126	2	10,078	F.	
247	160	179	85	212	211	142	104	2	6,929	G.	
124	114	38	21	141	69	32	30	4	4,635		
108	98	50	22	158	59	24	31	4	4,040		
479	372	267	128	511	339	198	165	10	15,604		
7	8	7	...	19	4	1	4	1	571	H.	
758	572	330	165	865	253	176	143	21	26,239		
178	430	151	94	224	134	125	79	3	5,693		
2,264	1,468	1,015	594	2,236	1,563	762	733	10	48,295		
3,207	2,478	1,503	853	3,344	1,954	1,064	959	35	80,798		
275	186	154	90	575	176	134	117	35	16,201	I.	
396	258	148	309	2,148	60	560	236	176	12,082		
34	98	2	26	207	6	103	33	...	3,603		
197	139	84	59	148	92	90	59	1	4,821		
256	134	66	47	231	105	68	96	12	3,209		
267	113	87	41	387	103	147	78	7	6,485		
509	369	288	124	411	305	168	153	9	7,923		
58	80	24	5	104	21	16	10	3	3,006		
1,992	1,377	853	701	4,211	868	1,286	782	243	57,330		
199	123	70	31	315	88	49	57	7	6,429		J.
968	708	383	292	1,624	580	363	353	9	20,313		
1,167	831	453	323	1,939	668	412	410	16	26,742		
1	...	1	...	7	...	...	...	...	24	K.	
859	778	334	241	1,285	687	235	261	19	24,234	L.	
1,106	945	464	365	1,712	709	429	404	75	23,437	M.	
20,000	12,711	9,522	6,091	22,597	16,298	8,252	6,663	160	339,269	N.	
51,413	35,191	27,133	17,361	60,234	48,441	23,124	18,844	3,093	1,013,867		



## Victoria—Females in Regional Areas classified

Group	INDUSTRY	Port Phillip (Met.)	Mallee	Wimmera	Glenelg	Corangamite	Loddon
<b>A. PRIMARY PRODUCTION :</b>							
	Fishing ... ..	...	...	...	...	...	1
	Hunting and Trapping ... ..	...	...	...	...	...	...
	Agriculture, Grazing and Dairying—						
	Agriculture and Mixed Farming	199	353	176	126	82	187
	Grazing ... ..	61	3	26	178	83	58
	Dairying ... ..	83	20	15	181	738	128
	Pig Farming ... ..	...	...	1	...	1	...
	Poultry Farming... ..	68	4	4	10	5	38
	Beekeeping ... ..	2	...	3	3	...	1
	Other ... ..	10	...	...	...	...	...
	<b>TOTAL</b> ... ..	423	380	225	498	909	412
	Forestry ... ..	7	...	...	...	...	1
	<b>TOTAL GROUP A</b> ... ..	430	380	225	498	909	414
<b>B. MINING AND QUARRYING :</b>							
	Mining ... ..	74	...	1	...	...	1
	Quarrying ... ..	12	...	...	...	...	...
	<b>TOTAL GROUP B</b> ... ..	86	...	1	...	...	1
<b>C. MANUFACTURING :</b>							
	Inadequately defined ... ..	721	12	6	3	11	23
	Manufacture relating to Cement Bricks, Glass, Stone, Coke, Oil, etc. ... ..	466	1	2	...	...	6
	Founding, Engineering and Metalworking (including Shipbuilding) ... ..	4,921	3	6	5	9	37
	Manufacture, Assembly and Repair of Vehicles, Parts and Accessories ... ..	816	1	3	1	5	1
	Manufacture of Textile and Fibrous Materials (not Dress) ... ..	7,411	5	159	169	175	274
	Manufacture of Clothing ... ..	22,112	93	271	166	299	587
	Boot and Shoe Making (other than Rubber), Accessories and Repairing ... ..	3,650	52	1	...	...	38
	Manufacture of Food and Drink ... ..	4,470	254	36	37	205	155
	Tobacco Manufacture ... ..	1,065	...	...	1	...	1
	Manufacture of Furniture, Fittings (not metal), Woodworking, Basketware, etc. ... ..	680	3	3	1	5	10
	Paper, Printing, Bookbinding and Photography ... ..	3,969	22	15	14	34	31
	Manufacture of Paints, Non-mineral Oils, Grease ... ..	557	...	...	...	...	2
	Manufacture of Chemicals, Dyes, etc. ... ..	1,545	...	1	...	...	1
	Manufacture of Explosives ... ..	141	...	...	...	...	...
	Jewellery, Watchmaking, Electroplating and Minting ... ..	328	...	...	...	1	4
	Preparation of Skins and Leather, Manufacture of Goods of Leather and Leather Substitutes (not clothing or footwear) ... ..	830	...	...	...	...	1
	Manufacture of Rubber Goods ... ..	592	3	2	1	2	1
	Manufacture of Musical, Surgical and Scientific Instruments and Apparatus ... ..	167	4	1	12	...	4
	Manufacture of Plastic Products ... ..	440	...	29	...	...	3
	Other Manufacture ... ..	800	...	17	...	13	1
	Gas and Electricity ... ..	511	1	4	4	10	14
	<b>TOTAL GROUP C</b> ... ..	56,192	454	556	414	769	1,194

according to Industry—Summary Table—Table 6 (b).

Central Highlands	Barwon	Goulburn	Upper Goulburn	Port Phillip (Extra-Met.)	West Gippsland	Upper Murray	East Gippsland	Migratory	TOTAL	Group
...	...	...	...	...	...	...	...	...	1	A.
...	...	...	...	...	...	...	...	...	...	...
217	87	235	107	210	110	104	65	...	2,258	...
111	36	31	109	37	63	32	69	...	897	...
133	101	155	86	193	923	250	231	2	3,239	...
...	...	1	...	1	...	1	1	...	6	...
27	20	16	3	85	24	1	2	...	307	...
...	...	...	1	...	...	4	2	...	16	...
...	...	...	...	...	...	...	...	...	10	...
488	244	438	306	526	1,120	392	370	2	6,733	...
1	...	...	...	1	1	...	...	...	11	...
489	244	438	306	527	1,121	392	370	2	6,745	...
1	...	...	...	5	3	1	1	...	87	B.
1	2	...	...	...	...	...	...	...	15	...
2	2	...	...	5	3	1	1	...	102	...
14	14	4	3	49	7	5	5	...	877	C.
4	26	1	1	22	2	...	1	...	532	...
93	57	36	2	197	15	3	8	10	5,402	...
4	140	1	...	13	1	1	...	1	988	...
1,033	1,139	83	36	210	135	132	29	10	11,000	...
1,082	322	152	266	1,181	643	151	170	7	27,502	...
170	285	40	...	166	40	43	1	...	4,486	...
167	81	109	33	205	112	39	86	1	5,990	...
...	56	138	...	44	4	1	1	...	1,311	...
23	7	4	3	13	13	1	2	...	768	...
82	77	21	15	125	87	11	17	1	4,521	...
9	2	...	...	21	1	...	...	...	592	...
3	28	...	...	33	...	...	2	1	1,614	...
6	...	...	...	13	...	8	...	...	168	...
1	4	1	...	4	...	...	...	...	343	...
6	3	...	...	15	5	9	1	...	870	...
...	1	...	...	23	4	...	2	...	631	...
1	1	1	...	9	...	16	...	...	216	...
...	...	...	...	21	2	...	...	1	496	...
4	1	5	2	31	4	...	...	...	878	...
21	17	6	10	30	103	19	4	...	754	...
2,723	2,261	602	371	2,425	1,178	439	329	32	69,939	...

## Victoria—Females in Regional Areas classified

Group	INDUSTRY	Port Phillip (Met.)	Mallee	Wimmera	Glenelg	Corangamite	Loddon
<b>D. BUILDING AND CONSTRUCTION :</b>							
	Inadequately defined ... ..	...	...	...	...	...	...
	Construction and Repair of Buildings ... ..	215	...	2	2	4	4
	Construction Works and Maintenance (other than buildings)...	70	...	4	1	...	4
	<b>TOTAL GROUP D</b> ... ..	285	...	6	3	4	8
<b>E. TRANSPORT AND STORAGE :</b>							
	Inadequately defined ... ..	61	5	...	1	2	1
	Road Transport and Storage ... ..	690	45	50	48	53	64
	Shipping ... ..	296	...	...	...	...	...
	Loading and discharging Vessels ... ..	13	...	...	...	...	...
	Rail Transport ... ..	951	35	17	26	25	72
	Air Transport ... ..	630	3	...	1	...	1
	<b>TOTAL GROUP E</b> ... ..	2,641	88	67	76	80	138
<b>F. COMMUNICATION :</b>		2,538	145	116	130	159	170
<b>G. FINANCE AND PROPERTY :</b>							
	Banking ... ..	1,466	21	18	9	12	40
	Insurance ... ..	2,168	7	5	3	10	26
	Other—Offices, Agencies, etc. ... ..	1,578	18	9	14	18	30
	<b>TOTAL GROUP G</b> ... ..	5,212	46	32	26	40	96
<b>H. COMMERCE :</b>							
	Inadequately defined ... ..	226	2	1	1	6	3
	Wholesale Trade (other than Livestock and Primary Dealing, etc.) ... ..	5,514	58	37	26	27	78
	Livestock and Primary Produce Dealing, etc....	644	13	17	20	18	12
	Retail Trade ... ..	19,273	613	475	485	708	807
	<b>TOTAL GROUP H</b> ... ..	25,657	686	530	532	759	900
<b>I. PUBLIC AUTHORITY (n.e.i.) AND PROFESSIONAL ACTIVITIES :</b>							
	Public Authority Activities, n.e.i. ... ..	6,166	73	51	29	37	73
	Defence—Enlisted Personnel ... ..	310	1	...	...	...	...
	Defence—Civilian Employees ... ..	1,205	...	1	...	1	1
	Law, Order and Public Safety ... ..	1,160	36	35	29	48	44
	Religion and Social Welfare ... ..	1,998	9	14	8	10	87
	Health, Hospitals, etc. ... ..	9,787	370	311	341	375	433
	Education ... ..	6,258	336	237	244	277	450
	Other Professional ... ..	1,259	15	2	7	18	15
	<b>TOTAL GROUP I</b> ... ..	28,143	840	651	658	766	1,103
<b>J. AMUSEMENT, HOTELS, CAFES, PERSONAL SERVICE, ETC. :</b>							
	Amusement, Sport and Recreation ... ..	1,419	21	3	11	11	30
	Hotels, Cafes, Personal Service, etc. ... ..	20,558	831	623	838	1,083	1,034
	<b>TOTAL GROUP J</b> ... ..	21,977	852	626	849	1,094	1,064
<b>K. OTHER INDUSTRIES</b> ... ..		12	...	...	...	...	...
<b>L. INDUSTRY INADEQUATELY DEFINED</b> ... ..		5,005	52	20	40	47	95
<b>M. INDUSTRY NOT STATED</b> ... ..		7,784	253	140	96	205	384
<b>N. PERSONS NOT IN WORK FORCE</b> ... ..		481,907	20,952	18,340	19,038	25,883	30,649
	<b>GRAND TOTAL</b> ... ..	637,869	24,748	21,310	22,360	30,715	36,216

according to Industry—Summary Table—Table 6 (b)—continued.

Central Highlands	Barwon	Goulburn	Upper Goulburn	Port Phillip (Extra-Met.)	West Gippsland	Upper Murray	East Gippsland	Migratory	TOTAL	Group
...	...	...	...	...	...	...	...	...	...	D.
10	5	1	2	10	6	...	1	...	262	
5	3	1	1	2	5	5	1	...	101	
15	8	2	3	12	11	5	2	...	363	
...	1	...	...	5	1	...	4	...	81	E.
67	43	41	32	63	52	31	23	...	1,302	
...	6	...	...	6	...	...	1	26	335	
...	...	...	...	...	...	...	...	...	13	
74	41	21	51	54	49	18	9	1	1,444	
2	4	2	...	10	1	2	...	...	656	
143	95	64	83	138	103	51	37	27	3,831	
218	100	138	97	280	188	120	116	3	4,518	F.
44	33	19	13	52	28	17	11	...	1,783	G.
31	35	7	2	59	8	6	3	1	2,371	
52	39	16	8	58	13	12	7	1	1,873	
127	107	42	23	169	49	35	21	2	6,027	
9	5	4	...	9	1	...	3	2	272	H.
122	78	50	11	178	27	18	14	...	6,238	
37	62	22	7	30	10	18	10	...	920	
1,100	889	487	261	1,039	782	379	323	12	27,633	
1,268	1,034	563	279	1,256	820	415	350	14	35,063	I.
99	71	43	31	200	67	49	39	5	7,033	
3	1	1	...	23	4	10	3	1	357	
4	3	4	3	35	5	11	6	...	1,279	
75	57	50	20	47	34	32	20	...	1,687	
189	79	11	13	83	13	20	35	2	2,571	
635	408	294	124	620	359	310	227	19	14,613	
648	436	264	192	436	358	249	192	6	10,583	
26	32	8	1	47	8	4	2	...	1,444	
1,679	1,087	675	384	1,491	848	685	524	33	39,567	
30	42	7	2	33	15	5	9	2	1,640	J.
1,480	1,109	725	540	1,632	1,045	672	573	16	32,759	
1,510	1,151	732	542	1,665	1,060	677	582	18	34,399	
...	...	...	...	7	...	...	...	...	19	K.
126	100	27	21	185	64	16	16	17	5,831	L.
342	363	175	134	588	242	136	150	48	11,040	M.
44,221	28,921	21,283	13,515	49,139	36,739	17,681	14,560	562	823,390	N.
52,863	35,473	24,741	15,758	57,887	42,426	20,653	17,057	758	1,040,834	

## Victoria—Males in Regional Areas classified

Code No.	INDUSTRY.	Port Phillip (Met.)	Mallee	Wimmera	Glenelg	Corangamite	Loddon
<b>A. PRIMARY PRODUCTION.</b>							
<b>Sub Group 1.—Fishing :</b>							
000	Inadequately defined ... ..	156	47	...	50	111	5
002	Pearling... ..	...	...	...	...	...	...
004	Fish Hatcheries ... ..	1	...	...	...	...	...
005	Trawling ... ..	1	...	...	...	...	...
009	Other ... ..	2	...	...	...	...	...
	<b>TOTAL SUB GROUP A.1</b> ... ..	<b>160</b>	<b>47</b>	<b>...</b>	<b>50</b>	<b>111</b>	<b>5</b>
<b>Sub Group 2.—Hunting and Trapping :</b>							
010	Inadequately defined ... ..	6	8	3	7	...	3
011	Rabbit trapping and poisoning ... ..	52	54	43	144	104	76
019	Other ... ..	1	6	1	6	1	3
	<b>TOTAL SUB GROUP A.2</b> ... ..	<b>59</b>	<b>68</b>	<b>47</b>	<b>157</b>	<b>105</b>	<b>82</b>
<b>Sub Group 3.—Agriculture, Grazing and Dairying :</b>							
020	Farming (so described) ... ..	426	633	535	532	562	655
021	Mixed Farming ... ..	468	2,114	2,491	1,806	1,330	2,955
022	Rural (so described) ... ..	23	5	4	7	9	5
023	Primary producer industry (so described) ... ..	36	52	63	53	24	56
Agriculture (other than mixed)—							
030	Wheat growing ... ..	64	2,005	2,618	60	16	679
031	Sugar growing ... ..	...	2	...	...	...	...
032	Fruit growing ... ..	595	2,327	110	49	6	145
033	Grape growing ... ..	16	559	16	2	1	6
034	Vegetable growing (so described) ... ..	210	42	20	43	314	92
035	Market gardening (so described) ... ..	1,141	213	82	18	28	137
036	Flower growing and nursery gardening ... ..	628	15	9	7	26	26
037	Horticulture (so described) ... ..	78	558	...	3	8	3
039	Other ... ..	17	9	20	7	3	8
040	Grazing ... ..	623	299	466	2,643	1,598	878
Dairy, pig and poultry farming and bee-keeping (other than mixed)—							
050	Dairying ... ..	911	298	88	1,542	6,039	1,347
051	Pig farming ... ..	36	3	9	4	13	18
052	Poultry farming ... ..	722	49	89	41	33	274
053	Beekeeping ... ..	62	8	75	64	2	31
060	Other ... ..	95	22	24	45	56	21
	<b>TOTAL SUB GROUP A.3</b> ... ..	<b>6,151</b>	<b>9,213</b>	<b>6,719</b>	<b>6,926</b>	<b>10,068</b>	<b>7,336</b>
<b>Sub Group 4.—Forestry :</b>							
070	Inadequately defined ... ..	214	24	25	46	40	141
071	Afforestation and re-afforestation ... ..	17	...	1	16	7	9
072	Timber getting (including firewood) ... ..	312	102	106	187	225	502
079	Other ... ..	1	...	13	1	1	74
	<b>TOTAL SUB GROUP A.4</b> ... ..	<b>544</b>	<b>126</b>	<b>145</b>	<b>250</b>	<b>273</b>	<b>726</b>
	<b>TOTAL A.—Primary Production</b> ... ..	<b>6,914</b>	<b>9,454</b>	<b>6,911</b>	<b>7,383</b>	<b>10,557</b>	<b>8,149</b>
<b>B. MINING AND QUARRYING.</b>							
<b>Sub Group 1.—Mining :</b>							
080	Inadequately defined ... ..	65	3	...	...	...	45
081	Gold mining ... ..	83	1	10	5	1	373
082	Silver, lead and zinc mining ... ..	18	1	...	...	...	1
083	Coal mining ... ..	81	3	...	...	4	1
084	Tin mining ... ..	11	...	...	...	...	...
086	Copper mining ... ..	10	...	...	...	...	...
088	Oil mining ... ..	10	1	...	1	1	...
089	Other mining ... ..	59	6	...	2	...	5
	<b>TOTAL SUB GROUP B.1</b> ... ..	<b>337</b>	<b>15</b>	<b>10</b>	<b>8</b>	<b>6</b>	<b>425</b>
<b>Sub Group 2.—Quarrying :</b>							
090	Quarrying ... ..	543	10	33	12	30	30
	<b>TOTAL B.—Mining and Quarrying</b> ... ..	<b>880</b>	<b>25</b>	<b>43</b>	<b>20</b>	<b>36</b>	<b>455</b>

according to Industry—Detailed Table—Table 7 (a).

Cen r.l Highlands	Barwon	Goulburn	Upper Goulburn	Port Phillip (Ex-Met.)	West Gippsland	Upper Murray	East Gippsland	Migratory Population	TOTAL	Code No.
3	242	6	2	132	268	4	139	12	1,177	000
...	1	...	...	...	...	...	...	...	1	002
2	...	...	3	...	...	...	...	...	6	004
...	...	...	...	1	...	...	...	...	2	005
...	...	...	...	...	...	...	2	...	4	009
5	243	6	5	133	268	4	141	12	1,190	
4	...	3	4	... 1	7	19	8	...	73	010
181	72	25	95	42	138	150	156	...	1,332	011
2	1	1	4	1	6	5	7	...	45	019
187	73	29	103	44	151	174	171	...	1,450	
1,265	497	413	394	862	885	437	403	5	8,504	020
3,291	1,086	2,761	1,548	1,607	1,360	1,529	790	4	25,140	021
39	8	6	9	18	13	2	4	...	152	022
73	39	45	32	81	36	8	24	...	622	023
30	7	304	44	11	...	50	1	...	5,889	030
...	...	...	...	...	1	...	10	1	14	031
219	52	1,523	14	1,526	246	79	25	4	6,920	032
6	...	7	8	1	...	97	...	...	719	033
624	73	182	91	330	694	21	94	...	2,830	034
50	83	416	19	1,263	160	50	35	...	3,695	035
27	46	12	3	288	43	9	27	...	1,166	036
8	7	7	1	54	9	3	1	1	741	037
3	1	3	1	59	53	227	58	2	471	039
1,479	574	725	1,672	676	972	909	1,245	5	14,764	040
1,015	639	2,230	624	1,839	9,139	2,514	2,280	6	30,511	050
5	11	12	2	58	22	3	10	1	207	051
224	127	95	31	989	248	22	32	2	2,978	052
55	8	29	12	12	3	28	30	...	419	053
37	11	30	14	44	61	44	43	...	547	060
8,450	3,269	8,800	4,519	9,718	13,945	6,032	5,112	31	106,289	
234	15	43	145	143	225	177	171	1	1,644	070
16	...	10	3	19	20	2	15	...	135	071
653	132	270	247	614	573	201	347	1	4,472	072
10	...	2	...	...	3	1	1	...	107	079
913	147	325	395	776	821	381	534	2	6,358	
9,555	3,732	9,160	5,022	10,671	15,185	6,591	5,958	45	115,287	
35	4	1	4	11	13	19	2	...	202	080
329	8	2	177	32	21	174	83	1	1,300	081
...	1	...	...	...	...	...	...	...	21	082
8	46	...	2	84	1,261	4	1	2	1,497	083
...	...	...	...	1	1	5	...	...	18	084
...	...	...	...	...	...	...	...	...	10	086
...	...	...	...	...	...	...	17	...	30	088
5	3	1	4	...	20	4	1	...	110	089
377	62	4	187	128	1,316	206	104	3	3,188	
103	87	10	21	159	64	8	10	...	1,120	090
480	149	14	208	287	1,380	214	114	3	4,308	

## Victoria—Males in Regional Areas classified

Code No.	INDUSTRY	Port Phillip (Met.)	Mallee	Wimmera	Glenelg	Corangamite	Loddon
<b>C. MANUFACTURING</b>							
100	Inadequately defined ... ..	1,385	4	5	3	28	31
<b>Sub Group 1.—Manufacture relating to Cement Bricks, Glass, Stone, Coke, Oils, etc. :</b>							
110	Inadequately defined ... ..	358	1	1	...	...	4
	Cement, plaster, etc.—						
111	Inadequately defined ... ..	18	...	...	...	...	1
112	Cement making ... ..	26	...	2	...	...	...
113	Articles of cement and concrete ... ..	380	18	...	2	2	15
114	Lime kilns and plaster works ... ..	446	19	20	20	43	29
115	Asbestos products ... ..	133	...	...	1	...	...
	Bricks, earthenware, etc.—						
116	Inadequately defined ... ..	7	...	...	...	...	...
117	Bricks, tiles and fireclay products ... ..	1,185	41	29	...	...	47
118	Pottery and earthenware ... ..	835	...	2	...	...	117
120	Glass ... ..	1,105	...	...	...	...	4
121	Stone ... ..	329	10	9	23	10	33
122	Coke, briquetting, asphalt, etc. ... ..	73	...	...	...	...	...
	Oil—						
123	Inadequately defined ... ..	442	...	2	5	1	2
124	Extracting and refining of oil from coal and shale ... ..	2	...	...	...	...	...
125	Mineral oil refining ... ..	67	...	...	...	...	...
126	Charcoal ... ..	4	...	1	...	...	2
129	Other ... ..	134	...	...	...	...	...
	<b>TOTAL SUB GROUP C.1.</b> ... ..	<b>5,544</b>	<b>89</b>	<b>66</b>	<b>51</b>	<b>56</b>	<b>254</b>
<b>Sub Group 2.—Founding, Engineering and Metalworking (including Shipbuilding) :</b>							
130	Inadequately defined ... ..	1,543	1	4	...	1	8
	Extracting and refining of metals—						
131	Inadequately defined ... ..	468	...	...	1	...	1
132	Smelting, converting, refining and rolling of iron and steel ... ..	119	...	...	...	...	...
133	Extracting and refining of non-ferrous metals and alloys ... ..	164	...	1	...	...	38
	Founding—						
134	Inadequately defined ... ..	1,035	1	22	3	4	11
135	Iron and steel foundries ... ..	1,577	1	11	7	1	9
136	Brass, copper and other metal foundries ... ..	854	...	...	...	6	...
	Sheet, tube and wire making—						
140	Inadequately defined ... ..	335	1	...	...	...	4
	Iron and Steel—						
141	Inadequately defined ... ..	2	...	...	...	...	...
142	Tinplate and galvanized sheet making ... ..	69	...	...	...	...	...
143	Wrought iron, steel tube, metallic bedstead and tubular steel furniture making ... ..	257	...	...	...	...	2
144	Wire, n.e.i., wire netting, wire rope and nail making ... ..	401	...	1	...	...	...
	Non-ferrous—						
145	Inadequately defined ... ..	20	...	...	...	...	...
146	Lead mills ... ..	23	...	...	...	...	...
147	Aluminium sheet, bar and rod making ... ..	4	...	...	...	...	3
148	Brass, copper, etc., sheet, bar and rod making ... ..	9	...	...	...	...	...
149	Wire, electric cable and flex making (incl. telephone wire) ... ..	240	...	...	...	...	...
	Iron and steel manufacture—						
150	Inadequately defined ... ..	66	...	...	1	...	1
151	Cutlery and small tools (not machine) making... ..	726	1	1	14	...	4
152	Stove, grate and range making (including bath heaters)... ..	433	...	...	...	...	...
153	Canister making ... ..	729	...	1	...	1	8
154	Tin plate and sheet metal working, n.e.i. ... ..	1,819	4	...	2	8	9
155	Spring making ... ..	440	...	...	...	...	1
156	Blacksmithing and drop forging ... ..	336	38	29	25	49	54

according to Industry—Detailed Table—Table 7 (a)—continued.

Central Highlands	Barwon	Goulburn	Upper Goulburn	Port Phillip (Ex-Met.)	West Gippsland	Upper Murray	East Gippsland	Migratory Population	TOTAL	Code No.
44	27	12	2	80	19	3	11	2	1,656	100
31	8	7	5	66	9	2	5	...	497	110
...	26	...	1	2	3	...	...	...	51	111
2	266	1	1	3	1	1	...	...	303	112
2	8	8	14	69	7	5	3	...	533	113
35	25	20	7	100	31	10	9	...	814	114
...	...	...	...	8	...	...	...	...	142	115
1	...	1	...	...	...	...	...	...	9	116
107	5	16	7	178	24	29	25	...	1,693	117
56	1	...	...	51	4	...	...	...	1,066	118
...	53	...	...	19	1	...	...	...	1,182	120
58	15	...	9	5	12	9	6	...	528	121
2	10	...	...	...	159	...	2	...	246	122
...	2	1	...	17	3	...	...	...	475	123
...	1	...	...	...	...	...	...	...	3	124
...	...	...	...	2	...	...	...	...	69	125
4	...	1	...	...	...	...	...	...	12	126
...	...	...	...	10	...	...	...	...	144	129
298	420	55	44	530	254	56	50	...	7,767	
31	12	4	1	59	6	...	...	1	1,671	130
4	4	...	...	19	4	3	...	3	507	131
...	1	...	...	4	...	...	...	...	124	132
13	...	2	...	1	...	17	1	1	238	133
285	48	20	1	54	1	...	14	1	1,500	134
198	28	6	...	57	3	1	7	1	1,907	135
242	16	1	2	58	3	...	...	...	1,182	136
34	1	1	...	10	1	...	...	...	387	140
...	...	...	...	...	...	...	...	...	2	141
...	...	...	...	2	...	...	...	...	71	142
1	1	...	...	12	...	...	...	...	273	143
1	2	...	...	16	...	...	...	...	421	144
...	...	...	...	1	...	...	...	...	21	145
...	...	...	...	...	...	...	...	...	23	146
...	...	...	...	...	...	...	1	...	8	147
...	...	...	...	...	...	...	...	...	9	148
...	...	...	1	5	...	...	...	2	248	149
...	...	...	...	1	...	...	...	...	69	150
271	7	...	...	19	5	1	2	3	1,054	151
2	41	...	...	7	2	...	...	...	485	152
1	...	2	...	13	2	...	...	...	757	153
30	10	7	1	60	3	8	3	1	1,965	154
...	...	...	...	10	...	...	...	...	451	155
82	30	36	21	55	43	39	17	1	855	156



## Victoria—Males in Regional Areas classified

Code No.	INDUSTRY	Port Phillip (Met.)	Mallee	Wimmera	Glenelg	Corangamite	Loddon
	<i>Iron and Steel Manufacture—continued.</i>						
157	Iron and steel fabrications and welding ... ..	767	1	3	5	6	4
159	Iron and steel manufactures, n.e.i. ... ..	595	2	1	1	...	6
160	General engineering (including engineering undefined)...	14,312	45	28	62	64	80
	<i>Machines and machinery manufacture and repair—</i>						
170	Inadequately defined ... ..	273	2	4	...	1	1
171	Agricultural and earth moving machinery (incl. tractors)	2,589	18	43	7	38	36
172	Metal working machines and appliances (including machine tools) ... ..	274	...	...	1	...	...
173	Refrigerators and freezing machines ... ..	788	7	1	...	2	6
174	Other domestic machinery ... ..	160	...	2	1	1	...
175	Stationary engines and power transmission equipment...	27	...	...	...	...	...
179	Other ... ..	1,424	4	13	3	6	6
	<i>Metal Goods, n.e.i.—</i>						
180	Inadequately defined ... ..	15	...	...	...	...	2
181	Nuts, bolts, screws, rivets, split pins and rings... ..	325	...	...	...	...	...
182	Aluminium hollow ware and other aluminium products	14	...	...	...	...	1
183	Household and other fittings ... ..	238	...	...	...	1	...
189	Other metal goods ... ..	617	...	...	1	6	1
190	Munitions (incl. ordnance, small arms ammunition etc.)—	2,961	...	3	...	1	377
	<i>Wireless, electrical machinery and apparatus, etc.—</i>						
200	Inadequately defined ... ..	51	...	...	...	...	...
201	Accumulators and battery making ... ..	267	...	...	...	2	3
202	Incandescent lamp making ... ..	9	...	...	...	...	...
203	Wireless apparatus (incl. valves) making (excl. cabinets)...	1,409	10	13	6	11	12
204	Telegraph and telephone instruments ... ..	24	...	...	...	...	...
209	Electrical machinery and apparatus n.e.i. (not installation, supply or dealing and electrical engineering (so described) ... ..	3,281	9	13	6	19	13
210	Ship and boat building and repairing and marine engineering ... ..	2,141	3	...	2	1	3
	<b>TOTAL SUB GROUP C.2</b> ... ..	<b>44,230</b>	<b>148</b>	<b>194</b>	<b>148</b>	<b>229</b>	<b>704</b>
	<b>Sub Group 3—Manufacture, Assembly and Repair of Vehicles, Parts and Accessories :</b>						
220	Inadequately defined ... ..	269	5	7	8	17	10
221	Aircraft and aircraft parts ... ..	5,560	5	4	...	3	3
222	Railway locomotives and rolling stock and tram cars (incl. Railway workshops) ... ..	5,523	10	8	67	7	414
	<i>Motor vehicles, parts and accessories—</i>						
223	Inadequately defined ... ..	4	...	...	...	...	...
224	Construction and assembly of motor vehicles and manufacture of parts and accessories ... ..	1,557	1	1	2	10	3
225	Motor body building caravans and trailers ... ..	2,299	29	22	18	56	30
226	Horse drawn vehicles ... ..	...	...	...	...	...	...
227	Bicycles, parts and accessories ... ..	417	2	2	5	3	4
229	Other ... ..	202	1	...	...	...	...
	<b>TOTAL SUB GROUP C.3</b> ... ..	<b>15,831</b>	<b>53</b>	<b>44</b>	<b>100</b>	<b>96</b>	<b>464</b>
	<b>Sub Group 4—Manufacture of Textiles and Fibrous Materials (Not Dress) :</b>						
230	Inadequately defined ... ..	2,343	...	8	110	2	34
	<i>Wool, cotton, silk and rayon mills—</i>						
231	Inadequately defined ... ..	76	...	...	22	...	3
232	Wollen and worsted mills (all processes) ... ..	4,129	1	149	15	278	19
233	Cotton mills (all processes) ... ..	808	...	32	2	...	...

according to Industry—Detailed Table—Table 7 (a)—continued.

Central Highlands	Barwon	Goulburn	Upper Goulburn	Port Phillip (Ex-Met.)	West Gippsland	Upper Murray	East Gippsland	Migratory Population	TOTAL	Code No.
6	10	3	2	35	6	1	2	...	851	157
5	3	34	3	27	...	...	...	...	677	159
762	218	52	20	581	72	24	43	14	16,377	160
9	8	...	...	7	...	...	...	...	305	170
116	711	27	6	135	27	12	12	1	3,778	171
1	...	...	...	11	...	...	...	...	287	172
2	8	6	4	31	3	3	...	1	862	173
2	...	...	1	4	...	1	...	...	172	174
...	...	...	...	...	...	...	...	...	27	175
15	31	1	3	51	1	10	3	2	1,573	179
...	1	...	...	...	...	...	...	...	18	180
1	...	...	...	18	...	...	...	...	344	181
...	1	...	...	...	...	...	...	...	16	182
1	...	...	...	14	...	2	...	...	256	183
5	10	...	...	16	...	8	...	1	665	189
22	4	61	2	74	2	16	...	...	3,523	190
1	...	...	...	1	...	...	...	...	53	200
2	2	...	1	3	...	...	3	...	283	201
...	...	...	...	...	...	...	...	...	9	202
22	12	5	1	64	15	9	7	...	1,596	203
...	...	...	...	1	...	...	...	...	25	204
28	32	13	4	104	16	5	2	2	3,547	209
2	27	1	2	51	9	1	14	16	2,273	210
2,197	1,279	282	76	1,691	224	161	131	51	51,745	
6	16	13	1	16	7	2	4	...	381	220
...	24	2	2	115	5	...	2	4	5,729	221
476	70	9	74	144	35	17	12	1	6,867	222
2	...	...	...	1	...	...	...	...	7	223
78	1,356	3	...	25	1	...	1	...	3,038	224
50	250	32	8	82	10	3	6	1	2,896	225
...	...	...	...	...	...	...	...	...	...	226
8	13	3	1	7	...	6	3	...	474	227
4	10	...	...	3	...	1	...	...	221	229
624	1,739	62	86	393	58	29	28	6	19,613	
77	90	11	6	46	13	26	1	1	2,768	230
...	...	...	...	3	2	3	...	...	109	231
754	1,459	5	13	104	3	133	46	4	7,112	232
...	4	...	...	23	6	...	...	...	875	233

## Victoria—Males in Regional Areas classified

Code No.	INDUSTRY	Port Phillip (Met.)	Mallee	Wimmera	Glenelg	Corangamite	Loddon
	<b>Wool, Cotton, Silk and Rayon Mills—continued.</b>						
234	Silk and rayon, spinning and weaving ... ..	123	...	...	1	...	2
235	Flax mills ... ..	60	...	...	174	95	...
236	Tents, tarpaulins and other canvas goods ... ..	189	1	...	...	...	4
237	Textile printing ... ..	42	...	...	...	...	3
	<b>Carpets, etc.—</b>						
240	Inadequately defined ... ..	5	...	...	...	...	...
241	Carpets ... ..	115	...	...	...	...	...
242	Felt and Feltex ... ..	121	...	...	...	...	6
243	Matting (not rubber) ... ..	35	...	...	...	...	...
	<b>Bags, rope, etc.—</b>						
244	Inadequately defined ... ..	1	...	...	...	...	...
245	Bags and sacks ... ..	23	...	...	...	...	...
246	Rope and cordage ... ..	827	...	...	...	1	1
249	Other ... ..	214	...	...	...	...	...
	<b>TOTAL SUB GROUP C.4</b> ... ..	<b>9,111</b>	<b>2</b>	<b>189</b>	<b>324</b>	<b>376</b>	<b>72</b>
	<b>Sub Group 5—Manufacture of Clothing :</b>						
250	Inadequately defined ... ..	2,851	1	6	11	31	33
251	Tailoring, ready made clothing, waterproof and oilskin clothing ... ..	1,707	20	20	14	27	26
252	Dressmaking and millinery, embroidery and lace ... ..	602	2	1	1	1	...
253	Shirts, handkerchiefs, underclothing (not knitted), etc. ... ..	291	1	1	...	1	2
254	Corsets ... ..	106	...	...	...	...	...
255	Hats and caps ... ..	493	...	...	...	...	...
256	Knitted goods and hosiery ... ..	2,340	1	7	16	...	28
259	Other ... ..	187	...	2	5	2	...
	<b>TOTAL SUB GROUP C.5</b> ... ..	<b>8,577</b>	<b>25</b>	<b>37</b>	<b>47</b>	<b>62</b>	<b>89</b>
	<b>Sub Group 6.—Boot and Shoe making (other than rubber), Accessories and Repairing :</b>						
260	Inadequately defined ... ..	1	...	...	...	...	...
261	Boot and shoe making (other than rubber) ... ..	5,373	49	1	5	6	8
262	Boot and shoe accessories (other than rubber) ... ..	33	...	...	...	...	...
263	Boot and shoe repairing (including bootmaker, so described) ... ..	1,118	31	34	31	47	76
	<b>TOTAL SUB GROUP C.6</b> ... ..	<b>6,525</b>	<b>80</b>	<b>35</b>	<b>36</b>	<b>53</b>	<b>84</b>
	<b>Sub Group 7.—Manufacture of Food and Drink :</b>						
270	Inadequately defined ... ..	1,890	8	1	1	6	121
	<b>Meat and Fish—</b>						
280	Inadequately defined ... ..	1,313	14	1	58	6	93
281	Abattoirs ... ..	417	12	4	11	25	10
282	Meat freezing, preserving and canning ... ..	344	...	3	71	3	41
283	Bacon and ham ... ..	117	...	1	...	2	45
284	Small goods ... ..	209	1	...	2	1	19
289	Other meat and fish ... ..	137	2	...	1	...	10
	<b>Milk, butter and cheese and substitutes—</b>						
290	Inadequately defined ... ..	58	2	...	3	54	5
291	Butter ... ..	81	15	32	81	286	90
292	Cheese ... ..	167	...	...	6	143	29
293	Dried, condensed and other milk products ... ..	76	2	1	...	672	1
294	Butterine and Margarine ... ..	68	...	...	...	...	...
295	Ice Cream ... ..	202	1	2	...	3	1
296	Pasteurizing milk and cream ... ..	23	...	...	1	8	...
	<b>Grain milling, cereal foods, etc.—</b>						
300	Inadequately defined ... ..	2	...	...	...	...	...
301	Flour and other grain milling ... ..	829	23	183	1	1	183
302	Cereal food and starch ... ..	178	1	...	...	1	...
303	Bread, cakes and pastry ... ..	3,541	157	115	135	187	230
304	Biscuits ... ..	601	...	1	1	...	3
309	Other ... ..	4	...	...	...	...	...
310	Confectionery (including cocoa and chocolate) ... ..	1,246	1	1	...	2	7
311	Sugar milling and refining ... ..	465	...	1	...	1	1
	<b>Jam, fruit and vegetable canning, etc., pickles, etc.—</b>						
320	Inadequately defined ... ..	4	1	...	...	...	4
321	Jam making, fruit and vegetable canning ... ..	518	11	...	1	1	61
322	Fruit and vegetable drying ... ..	36	691	...	...	...	3
323	Pickles, sauces and vinegar ... ..	73	...	1	...	...	6
324	Condiments and spices ... ..	5	...	...	...	...	1



## Victoria—Males in Regional Areas classified

Code No.	INDUSTRY.	Port Phillip (Met.)	Mallee	Wimmera	Glenelg	Corangamite	Loddon
325	Other foods, n.e.i.—						
	Inadequately defined ... ..	...	...	...	1	...	...
326	Grain threshing, chaffcutting and hay pressing ... ..	40	...	2	19	4	16
329	Other ... ..	127	...	...	...	...	9
	Drink manufacture (including ice)—						
	Inadequately defined ... ..	77	...	...	...	...	...
330	Ice (not ice cream) ... ..	226	9	5	1	8	14
332	Aerated water and cordials ... ..	539	49	23	16	40	80
333	Brewing ... ..	1,573	2	...	5	4	28
334	Malting ... ..	306	...	...	...	...	...
335	Distilling ... ..	106	3	2	...	...	...
336	Wine making (not grape growing) ... ..	26	51	27	1	...	...
339	Other ... ..	125	...	...	...	...	...
	TOTAL SUB GROUP C.7 ... ..	15,799	1,056	406	416	1,458	1,111
340	<b>Sub Group 8.—Tobacco Manufacture :</b> Tobacco, cigar and cigarette making ... ..	1,043	...	...	...	...	1
	<b>Sub Group 9.—Manufacture of Furniture, Fittings (not metal)</b> <b>Woodworking, Basketware, etc. :</b>						
350	Inadequately defined ... ..	284	1	2	...	4	...
351	Sawmilling (town or country) ... ..	1,594	19	67	331	308	198
	Furniture making, joinery, etc.—						
	Inadequately defined ... ..	18	...	...	...	...	...
352	Cabinet and furniture making, n.e.i. ... ..	4,495	28	23	24	41	44
354	House and shop fittings n.e.i. (incl. signwriting)... ..	293	6	1	4	...	8
355	Joinery, sash and door making ... ..	535	4	10	6	2	12
356	Plywood making ... ..	40	...	...	...	...	...
357	Fibre and pulp wall and ceiling board (not fibrous plaster or cement) ... ..	28	...	...	...	2	...
358	Wood turning and carving... ..	310	...	...	...	4	...
359	Wooden boxes and cases ... ..	756	1	...	14	3	13
360	Coopering ... ..	89	4	...	...	...	...
361	Basket and wickerware ... ..	80	...	...	...	...	...
	Bedding and furnishing drapery making—						
	Inadequately defined ... ..	...	...	...	...	...	...
362	Bedding and mattresses, n.e.i. ... ..	150	...	...	...	...	2
364	Other ... ..	117	...	...	2	...	...
369	Other ... ..	142	1	...	...	...	3
	TOTAL SUB GROUP C.9 ... ..	8,931	64	103	381	364	280
	<b>Sub Group C. 10.—Paper Printing, Bookbinding and Photography :</b>						
370	Inadequately defined ... ..	8	...	...	...	...	...
371	Paper and pulp making ... ..	1,414	2	...	5	...	2
	Paper article making—						
	Inadequately defined ... ..	17	...	...	...	...	...
372	Paper bag making ... ..	56	...	...	...	...	1
373	Cardboard box and carton, paper container making ... ..	329	...	...	...	2	...
374	Stationery and paper products, etc. ... ..	320	...	...	...	...	1
375	Cigarette paper processing ... ..	29	...	...	...	...	...
	Printing and publishing—						
	Inadequately defined ... ..	4,990	37	26	29	37	66
380	Printing and publication of newspapers and periodicals ... ..	2,457	38	36	25	51	55
381	Job and general printing ... ..	455	1	...	1	1	...
382	Bookbinding ... ..	95	...	...	...	...	1
383	Lithography and photo lithography ... ..	246	...	...	...	...	...
384	Other ... ..	308	...	...	...	...	2
385	Photography goods and photography ... ..	744	8	6	10	12	10
386	Other ... ..	89	...	...	...	...	...
389	Other ... ..	89	...	...	...	...	...
	TOTAL SUB GROUP C.10 ... ..	11,557	86	68	70	103	138

according to Industry—Detailed Table—Table 7 (a)—continued.

Central Highlands	Barwon	Goulburn	Upper Goulburn	Port Phillip (Ex-Met.)	West Gippsland	Upper Murray	East Gippsland	Migratory Population	TOTAL	Code No.
1	...	...	...	...	...	...	...	...	2	325
103	13	21	12	49	2	4	4	...	289	326
5	1	...	1	3	...	...	1	...	147	329
1	...	...	...	...	...	...	...	...	78	330
24	10	6	2	24	6	1	...	...	336	331
52	22	25	14	31	23	29	13	...	1,006	332
106	24	...	1	28	1	19	...	...	1,791	333
101	...	...	...	7	...	1	...	...	415	334
3	58	...	...	1	...	...	...	...	173	335
...	...	4	2	1	...	57	...	...	169	336
...	...	...	...	4	...	...	...	...	129	339
1,285	582	909	205	1,012	916	465	636	9	26,265	
...	5	22	...	43	1	4	1	2	1,122	340
8	5	...	...	8	...	...	...	1	313	350
492	91	156	436	840	767	234	208	1	5,742	351
1	...	...	...	...	...	...	...	...	19	352
110	94	10	16	126	25	14	9	3	5,062	353
10	13	5	1	13	4	1	3	...	362	354
42	40	8	5	30	11	14	2	...	721	355
...	...	...	...	...	...	...	...	...	40	356
1	...	...	...	1	...	...	1	...	33	357
6	6	...	...	7	...	...	1	...	334	358
68	2	22	5	30	3	...	2	...	919	359
12	2	...	...	...	...	1	...	...	108	360
...	3	...	...	1	2	...	1	...	87	361
...	...	...	...	...	...	...	...	...	...	362
...	2	...	...	2	...	...	...	...	156	363
...	3	...	...	1	...	...	...	...	123	364
...	2	...	5	11	2	...	...	...	166	369
750	263	201	468	1,070	814	264	227	5	14,185	
...	...	...	...	1	...	...	...	...	9	370
1	3	1	177	70	906	...	23	1	2,605	371
...	...	...	...	1	...	...	...	...	18	372
1	...	...	...	2	...	...	...	...	60	373
6	2	...	1	8	...	...	...	...	348	374
1	...	...	...	4	1	...	...	1	328	375
...	...	...	...	...	...	...	...	...	29	376
91	75	42	18	193	41	30	19	3	5,697	380
85	48	34	17	94	27	16	15	1	2,999	381
4	1	...	1	17	1	...	...	...	482	382
...	21	...	...	7	...	...	...	...	124	383
...	...	...	1	8	...	...	1	1	257	384
...	4	1	...	14	...	...	...	...	329	385
21	15	7	2	30	9	5	7	1	887	386
...	...	...	...	2	...	...	...	...	91	389
210	169	85	217	451	985	51	65	8	14,263	

## Victoria—Males in Regional Areas classified

Code No.	INDUSTRY	Port Phillip (Met.)	Mallee	Wimmera	Glenelg	Corangamite	Loddon
<b>Sub Group 11.—Manufacture of Paints, non-mineral Oils, grease :</b>							
390	Inadequately defined ... ..	2	...	...	...	...	...
391	Paints and colours, varnish ... ..	563	1	...	...	...	...
392	Vegetable oil, essences and extracts ... ..	56	10	16	...	...	214
393	Matches ... ..	278	...	...	...	...	...
394	Soap and candles ... ..	670	2	...	...	...	5
395	Boiling down, tallow melting and refining, bone crushing and grit making, gut making ... ..	123	...	...	...	7	...
396	Edible oils, n.e.i. ... ..	3	...	...	...	...	...
397	Glue, size, gelatine, dextrine and gum ... ..	123	1	...	...	6	...
	<b>TOTAL SUB GROUP C.11 ... ..</b>	<b>1,818</b>	<b>14</b>	<b>16</b>	<b>...</b>	<b>13</b>	<b>219</b>
<b>Sub Group 12.—Manufacture of Chemicals, Dyes, etc. :</b>							
400	Inadequately defined ... ..	1,647	...	...	...	...	1
401	Drugs and patent medicines ... ..	1,053	1	...	...	1	3
402	Chemical fertilizer manufacture and mixing ... ..	433	...	1	1	2	3
403	Industrial and heavy chemicals and acids ... ..	450	6	...	...	1	3
404	Cosmetics ... ..	108	...	...	...	...	...
409	Other ... ..	228	...	...	...	1	...
	<b>TOTAL SUB GROUP C.12 ... ..</b>	<b>3,918</b>	<b>7</b>	<b>1</b>	<b>1</b>	<b>5</b>	<b>10</b>
<b>Sub Group 13.—Manufacture of Explosives :</b>							
410	Explosives ... ..	685	1	...	...	...	2
<b>Sub Group 14.—Jewellery, Watchmaking, Electroplating and Minting :</b>							
420	Inadequately defined ... ..	1	...	...	...	...	...
421	Jewellery and watchmaking (including repairing) ... ..	1,488	14	14	11	7	25
422	Electroplate ware and electroplating ... ..	1,193	2	...	...	2	4
423	Minting ... ..	142	...	...	...	...	...
429	Other ... ..	...	...	...	...	...	...
	<b>TOTAL SUB GROUP C.14 ... ..</b>	<b>2,824</b>	<b>16</b>	<b>14</b>	<b>11</b>	<b>9</b>	<b>29</b>
<b>Sub Group 15.—Preparation of Skins and Leather, Manufacture of Goods of Leather and Leather Substitutes (not clothing or footwear) :</b>							
430	Inadequately defined ... ..	137	...	1	...	...	1
431	Furriers and fur dressing ... ..	429	...	...	...	1	1
432	Fellmongering ... ..	363	...	...	...	...	...
433	Tanning, currying and leather dressing ... ..	2,059	...	1	2	1	...
434	Saddlery, harness and whips ... ..	137	7	18	9	13	16
435	Bags, trunks and other goods of leather and leather substitutes (not clothing or footwear) ... ..	894	...	...	...	...	1
439	Other ... ..	5	...	...	1	...	...
	<b>TOTAL SUB GROUP C.15 ... ..</b>	<b>4,024</b>	<b>7</b>	<b>20</b>	<b>12</b>	<b>15</b>	<b>19</b>
<b>Sub Group 16.—Manufacture of Rubber Goods :</b>							
440	Inadequately defined ... ..	2,593	2	2	1	2	1
441	Rubber tyres and tubes ... ..	544	1	...	2	1	...
442	Rubber boots and shoes ... ..	3	...	...	...	...	...
443	Rubber goods, n.e.i. (not clothing) ... ..	124	...	...	...	...	...
444	Vulcanizing and tyre retreading ... ..	209	15	9	18	20	17
	<b>TOTAL SUB GROUP C.16 ... ..</b>	<b>3,473</b>	<b>18</b>	<b>11</b>	<b>21</b>	<b>23</b>	<b>18</b>
<b>Sub Group 17.—Manufacture of Musical, Surgical and Scientific Instruments and Apparatus :</b>							
450	Musical, surgical and scientific instruments and apparatus	888	11	6	4	7	17

according to Industry—Detailed Table—Table 7 (a)—continued.

Central Highlands	Barwon	Goulburn	Upper Goulburn	Port Phillip (Ex-Met.)	West Gippsland	Upper Murray	East Gippsland	Migratory Population	TOTAL	Code No.
...	...	...	...	...	...	...	...	...	2	390
14	2	...	...	12	...	...	...	...	592	391
30	4	5	3	1	1	4	...	...	344	392
...	...	...	...	10	...	...	...	...	288	393
7	2	...	...	10	...	...	...	...	696	394
1	...	...	...	20	2	...	...	...	153	395
...	...	...	...	...	...	...	...	...	3	396
...	...	...	...	3	...	3	...	...	136	397
52	8	5	3	56	3	7	...	...	2,214	
13	16	1	...	67	2	1	...	1	1,749	400
2	12	...	...	29	...	1	...	1	1,102	401
5	486	...	...	16	1	3	...	...	951	402
1	162	...	...	68	...	...	...	...	691	403
1	...	...	...	2	...	...	...	...	111	404
1	...	...	...	7	...	...	...	...	237	409
23	676	1	...	189	3	5	...	2	4,841	
51	...	...	...	75	...	39	1	...	854	410
...	...	...	...	...	...	...	...	...	1	420
22	20	11	4	52	13	7	8	...	1,696	421
6	7	3	...	38	3	...	...	...	1,258	422
...	...	...	...	6	...	...	...	...	148	423
...	...	...	...	...	...	...	...	...	...	429
28	27	14	4	96	16	7	8	...	3,103	
4	1	...	...	1	...	1	...	...	146	430
2	1	...	...	7	2	...	...	2	445	431
1	156	...	6	5	...	5	...	...	536	432
30	25	...	...	47	2	151	24	...	2,342	433
26	7	17	4	14	15	13	11	...	307	434
5	1	...	...	19	2	...	...	1	923	435
...	...	...	...	...	...	...	...	...	6	439
68	191	17	10	93	21	170	35	3	4,705	
8	4	2	1	86	1	...	...	...	2,703	440
4	2	2	...	13	2	...	1	...	572	441
...	...	...	...	...	...	...	...	...	3	442
...	...	...	...	6	1	...	...	...	131	443
14	11	12	1	8	13	4	4	...	355	444
26	17	16	2	113	17	4	5	...	3,764	
17	11	4	4	24	4	2	2	5	1,006	450



## Victoria—Males in Regional Areas classified

Code No.	INDUSTRY	Port Phillip (Met.)	Mallee	Wimmera	Glenelg	Corangamite	Loddon
460	<b>Sub Group 18.—Manufacture of Plastic Products :</b> Plastic products ... ..	1,532	...	13	...	1	1
	<b>Sub Group 19.—Other Manufacture :</b>						
470	Linoleums and leather cloth ... ..	119	...	...	...	...	...
471	Toys, games and sports requisites (excl. billiard tables)... ..	691	...	40	...	1	...
472	Buttons and buckles ... ..	66	...	...	...	...	...
473	Brooms and brushes ... ..	437	...	...	...	...	...
474	Artificial flowers ... ..	30	...	...	...	...	...
475	Pencils, pens, etc. ... ..	11	...	...	...	...	...
476	Power alcohol distillation ... ..	1	...	4	...	...	...
479	Other ... ..	279	...	...	...	...	...
	<b>TOTAL SUB GROUP C.19 ... ..</b>	<b>1,634</b>	<b>...</b>	<b>44</b>	<b>...</b>	<b>1</b>	<b>...</b>
	<b>Sub Group 20.—Gas and Electricity :</b>						
480	Gas ... ..	2,961	...	32	24	35	35
481	Electricity ... ..	3,912	56	57	57	62	118
	<b>TOTAL SUB GROUP C.20 ... ..</b>	<b>6,873</b>	<b>56</b>	<b>89</b>	<b>81</b>	<b>97</b>	<b>153</b>
	<b>TOTAL GROUP C ... ..</b>	<b>156,202</b>	<b>1,737</b>	<b>1,361</b>	<b>1,706</b>	<b>2,996</b>	<b>3,696</b>
	<b>GROUP D.—BUILDING AND CONSTRUCTION.</b>						
500	Inadequately defined ... ..	43	...	1	...	2	1
510	<b>Sub Group 1.—Construction and Repair of Buildings :</b> ...	22,567	437	451	597	722	704
	<b>Sub Group 2.—Construction Works and Maintenance (other than Building :</b>						
520	Inadequately defined ... ..	3,790	96	125	113	220	200
521	Roads and Bridges ... ..	1,197	213	241	265	410	300
522	Rail and tramways and works ... ..	1,540	202	280	204	151	306
523	Harbour and river works, wharves and docks ... ..	438	9	15	1	9	34
524	Hydro electric power works and electric transmission lines ... ..	499	23	12	19	60	28
525	Telegraph and telephone lines ... ..	1,000	50	70	75	94	85
	<b>Water supply, sewerage, drainage and irrigation—</b>						
526	Inadequately defined ... ..	1,519	11	3	3	4	26
527	Water conservation, supply and maintenance ... ..	147	428	137	41	33	361
528	Sewerage ... ..	193	5	7	13	2	18
529	Irrigation works ... ..	6	260	17	...	...	12
530	Dam making and well sinking ... ..	26	5	2	210	18	3
531	Land drainage and swamp reclamation ... ..	14	52	...	1	...	...
532	Aerodrome construction and maintenance ... ..	32	2	...	...	...	...
539	Other ... ..	30	...	1	...	...	...
	<b>TOTAL SUB GROUP D.2 ... ..</b>	<b>10,431</b>	<b>1,356</b>	<b>910</b>	<b>945</b>	<b>1,001</b>	<b>1,373</b>
	<b>TOTAL GROUP D. ... ..</b>	<b>33,041</b>	<b>1,793</b>	<b>1,362</b>	<b>1,542</b>	<b>1,725</b>	<b>2,078</b>
	<b>GROUP E.—TRANSPORT AND STORAGE.</b>						
540	Inadequately defined ... ..	627	22	12	8	33	17
	<b>Sub Group 1.—Road Transport and Storage :</b>						
550	Inadequately defined ... ..	281	11	8	16	18	7
551	Motor engineering ... ..	3,699	173	174	142	200	195
552	Motor garages (so described) ... ..	1,482	133	156	141	233	197
553	Petrol selling, car parking and towing service ... ..	362	27	14	13	10	18
554	Taxi and hire car service ... ..	1,347	14	14	11	28	21
555	Carrying and cartage service (including mail contracting)... ..	5,106	307	218	215	303	291
556	Tramway service (including trolley buses) ... ..	4,208	3	1	4	3	78
557	Motor bus and car service ... ..	1,571	78	32	46	63	58
558	Other road service (including livery stables) ... ..	72	1	...	...	2	2

according to Industry—Detailed Table—Table 7 (a)—continued.

Central Highlands	Barwon	Goulburn	Upper Goulburn	Port Phillip (Ex-Met.)	West Gippsland	Upper Murray	East Gippsland	Migratory Population	TOTAL	Code No.
1	...	1	...	52	1	...	...	1	1,603	460
...	...	...	...	23	...	...	...	...	142	470
2	8	3	...	33	3	2	...	...	783	471
...	...	...	...	1	...	...	...	...	67	472
...	8	...	...	15	...	...	...	...	460	473
...	...	...	...	1	...	...	...	...	31	474
...	...	...	...	...	...	...	...	...	11	475
...	...	...	...	...	...	...	...	...	5	476
35	1	...	...	13	2	1	...	...	331	479
37	17	3	...	86	5	3	...	...	1,830	
93	110	14	11	103	25	20	16	...	3,479	480
191	224	31	121	214	2,269	71	35	13	7,431	481
284	334	45	132	317	2,294	91	51	13	10,910	
7,434	7,774	1,830	1,336	7,054	5,853	1,678	1,351	120	202,128	
3	2	...	...	1	...	1	...	...	54	500
1,245	1,116	575	271	2,153	1,086	582	347	54	32,907	510
277	166	135	92	385	394	638	125	5	6,761	520
258	177	152	282	361	420	206	338	...	4,820	521
317	143	138	246	223	297	188	94	2	4,331	522
26	59	20	1	18	34	2	19	1	686	523
73	35	40	39	106	129	37	21	1	1,122	524
112	76	60	65	173	157	60	92	...	2,169	525
215	71	11	8	490	1	7	3	...	2,372	526
166	20	434	28	100	43	29	52	...	2,019	527
35	4	9	1	10	9	16	1	...	323	528
...	...	55	1	...	...	4	1	...	356	529
26	3	3	1	39	9	8	4	2	359	530
...	...	1	...	1	1	...	...	...	70	531
...	1	1	3	3	...	...	3	...	45	532
...	...	1	2	1	...	...	...	...	35	539
1,505	755	1,060	769	1,910	1,494	1,195	753	11	25,468	
2,753	1,873	1,635	1,040	4,064	2,580	1,778	1,100	65	58,429	
24	42	34	5	33	20	8	23	1	909	540
12	15	8	3	26	8	9	19	...	441	550
210	267	134	94	305	209	96	97	3	5,998	551
230	161	125	102	249	249	116	99	2	3,675	552
35	38	4	7	20	13	3	9	...	573	553
75	75	15	7	81	25	18	22	1	1,754	554
420	323	298	169	536	549	232	129	...	9,096	555
97	100	2	1	33	4	...	6	2	4,542	556
77	89	42	24	184	97	40	31	...	2,432	557
2	1	1	...	3	...	...	...	...	84	558

## Victoria—Males in Regional Areas classified

Code No.	INDUSTRY.	Port Phillip (Met.)	Mallee	Wimmera	Glenelg	Corangamite	Loddon
559	<b>Sub-Group 1.—Road Transport and Storage—continued.</b>						
	Storage ... ..	346	...	2	2	3	6
	<b>TOTAL SUB GROUP E.1</b> ... ..	<b>18,474</b>	<b>747</b>	<b>619</b>	<b>590</b>	<b>863</b>	<b>873</b>
	<b>Sub Group 2.—Shipping :</b>						
560	Inadequately defined ... ..	1,257	...	...	2	1	...
561	Ferry and harbour service (incl. tugs, barges and lighters)	77	2	...	1	...	...
562	Coastwise and oversea shipping ... ..	1,121	...	1	...	2	2
563	Boat hiring ... ..	20	...	...	1	...	...
564	Lighthouses and beacons ... ..	16	...	...	2	4	...
569	Other ... ..	2	4	...	...	...	...
	<b>TOTAL SUB GROUP E.2</b> ... ..	<b>2,493</b>	<b>6</b>	<b>1</b>	<b>6</b>	<b>7</b>	<b>2</b>
570	<b>Sub Group 3.—Loading and Discharging Vessels :</b>						
	Loading and discharging vessels ... ..	4,432	...	1	5	2	1
580	<b>Sub Group 4.—Rail and Air Transport :</b>						
581	Rail Service ... ..	8,661	243	356	421	196	716
	Air transport ... ..	2,182	4	5	2	4	3
	<b>TOTAL SUB GROUP E.4</b> ... ..	<b>10,843</b>	<b>247</b>	<b>361</b>	<b>423</b>	<b>200</b>	<b>719</b>
	<b>TOTAL GROUP E</b> ... ..	<b>36,869</b>	<b>1,022</b>	<b>994</b>	<b>1,032</b>	<b>1,105</b>	<b>1,612</b>
	<b>GROUP F.—COMMUNICATION.</b>						
590	Inadequately defined ... ..	11	...	...	...	...	1
591	Post, telegraph and telephone services ... ..	7,408	166	149	163	161	223
592	Wireless communication (not broadcasting and cable service) ... ..	218	...	...	2	...	...
593	Messenger service ... ..	2	...	...	...	...	...
599	Other ... ..	...	...	...	...	...	...
	<b>TOTAL GROUP F</b> ... ..	<b>7,639</b>	<b>166</b>	<b>149</b>	<b>165</b>	<b>161</b>	<b>224</b>
	<b>GROUP G.—FINANCE AND PROPERTY.</b>						
600	<b>Sub Group 1.—Banking :</b>						
	Banking ... ..	4,713	167	170	153	182	202
610	<b>Sub Group 2.—Insurance :</b>						
611	Inadequately defined ... ..	...	...	...	...	...	...
612	Insurance (including life assurance) ... ..	3,677	41	50	27	65	94
619	Friendly and benefit societies ... ..	86	...	1	...	1	3
	Other ... ..	14	2	...	...	...	1
	<b>TOTAL SUB GROUP G2</b> ... ..	<b>3,777</b>	<b>43</b>	<b>51</b>	<b>27</b>	<b>66</b>	<b>98</b>
620	<b>Sub Group 3.—Other—Offices, Agencies, etc. :</b>						
621	Inadequately defined ... ..	73	...	...	1	...	1
	House and estate agencies, valuing and auctioneering (excluding stock and station) ... ..	1,444	39	22	29	34	49
622	Building companies and societies ... ..	41	...	...	...	...	7
623	Money lending and pawn broking ... ..	141	1	...	...	...	3
624	Cash order and hire purchase ... ..	68	...	...	...	...	...
625	Stock and share broking ... ..	229	1	...	...	1	2
626	Trustee companies ... ..	301	...	...	2	...	14
629	Other ... ..	935	9	15	5	5	14
	<b>TOTAL SUB GROUP G3</b> ... ..	<b>3,232</b>	<b>50</b>	<b>37</b>	<b>37</b>	<b>40</b>	<b>90</b>
	<b>TOTAL GROUP G</b> ... ..	<b>11,722</b>	<b>260</b>	<b>258</b>	<b>217</b>	<b>288</b>	<b>390</b>
	<b>GROUP H.—COMMERCE.</b>						
640	Inadequately defined ... ..	492	6	4	3	4	11
	<b>Sub Group 1.—Wholesale Trade (other than Livestock, and Primary Production, Dealing, etc.) :</b>						
650	Inadequately defined ... ..	2,610	42	49	15	16	42
651	Soft goods, etc., warehouses ... ..	1,813	...	1	3	1	3
652	Groceries ... ..	1,675	18	2	...	2	21
653	Meat, fish, dairy products ... ..	1,747	13	19	47	10	50
654	Fresh fruit and vegetables ... ..	566	41	4	2	19	26
655	Timber and other building materials ... ..	1,490	27	20	23	48	54

according to Industry—Detailed Table—Table 7 (a)—continued.

Central Highlands	Barwon	Goulburn	Upper Goulburn	Port Phillip (Ex-Met.)	West Gippsland	Upper Murray	East Gippsland	Migratory Population	TOTAL	Code No.
17	6	1	...	20	7	2	...	...	412	559
1,175	1,075	630	407	1,457	1,161	516	412	8	29,007	
1	61	1	...	25	2	...	2	13	1,365	560
...	7	...	...	5	2	...	3	27	124	561
7	29	5	1	31	6	3	...	2,242	3,450	562
2	1	...	2	3	...	1	1	...	31	563
...	6	...	...	3	8	...	6	...	45	564
...	...	...	...	...	...	...	...	1	7	569
10	104	6	3	67	18	4	12	2,283	5,022	
7	228	...	...	58	4	...	...	...	4,738	570
855	555	267	524	489	510	345	102	8	14,248	580
4	9	...	3	54	3	...	2	...	2,275	581
859	564	267	527	543	513	345	104	8	16,523	
2,075	2,013	937	942	2,158	1,716	873	551	2,300	56,199	
...	...	...	...	1	...	1	...	...	14	590
290	158	160	111	376	203	113	121	2	9,804	591
15	...	...	...	17	1	...	5	...	258	592
...	...	...	...	...	...	...	...	...	2	593
...	...	...	...	...	...	...	...	...	...	599
305	158	160	111	394	204	114	126	2	10,078	
247	160	179	85	212	211	142	104	2	6,929	600
...	...	...	...	...	...	...	...	...	...	610
118	113	38	21	140	68	31	30	4	4,517	611
4	...	...	...	1	1	1	...	...	98	612
2	1	...	...	...	...	...	...	...	20	619
124	114	38	21	141	69	32	30	4	4,635	
3	2	...	...	2	...	...	...	...	82	620
68	73	37	13	102	56	17	26	3	2,012	621
...	...	...	...	4	...	...	...	...	52	622
...	4	1	...	3	...	...	...	...	153	623
1	1	...	...	1	...	...	...	...	71	624
2	2	...	...	3	...	...	...	...	240	625
22	3	...	...	4	...	...	...	...	346	626
12	13	12	9	39	3	7	5	1	1,084	629
108	98	50	22	158	59	24	31	4	4,040	
479	372	267	128	511	339	198	165	10	15,604	
7	8	7	...	19	4	1	4	1	571	640
37	27	24	7	78	10	12	4	5	2,978	650
20	7	1	...	41	3	2	2	3	1,900	651
93	51	9	1	39	4	1	1	2	1,919	652
40	32	10	20	71	24	25	17	...	2,125	653
59	4	41	2	30	8	2	...	...	804	654
56	70	33	29	107	32	21	16	2	2,028	655





## Victoria—Males in Regional Areas classified

Code No.	INDUSTRY	Port Phillip (Met.)	Mallee	Wimmera	Glenelg	Corangamite	Loddon
731	Police ... ..	1,567	49	34	42	49	76
732	Prisons and reformatory institutions (not industrial schools) excluding inmates ... ..	157	...	...	...	3	1
733	Legal profession in private practice ... ..	1,161	26	29	29	40	54
734	Fire Brigades ... ..	510	1	1	3	1	5
739	Other ... ..	108	...	...	...	...	6
	<b>TOTAL SUB GROUP I.4</b> ... ..	<b>3,503</b>	<b>76</b>	<b>64</b>	<b>74</b>	<b>93</b>	<b>142</b>
	<b>Sub Group 5.—Religion and Social Welfare :</b>						
740	Inadequately defined ... ..	1	...	...	...	...	...
741	Social service and welfare organisations (not governmental) ... ..	241	...	...	...	...	2
742	Religion ... ..	1,276	66	90	60	90	119
743	Missions for aboriginals (staff only) ... ..	...	...	...	...	...	...
744	Benevolent institutions (other than hospitals), excl. inmates ... ..	199	3	2	...	...	36
749	Other ... ..	8	...	...	...	...	1
	<b>TOTAL SUB GROUP I.5</b> ... ..	<b>1,725</b>	<b>69</b>	<b>92</b>	<b>60</b>	<b>90</b>	<b>158</b>
	<b>Sub Group 6.—Health, Hospitals, etc. :</b>						
750	Inadequately defined ... ..	90	...	...	...	...	4
	Hospitals (excluding inmates)—						
751	Inadequately defined ... ..	522	13	8	17	21	12
752	Public hospitals (other than mental) ... ..	1,359	32	21	25	21	34
753	Mental hospitals ... ..	353	...	5	111	1	1
754	Private hospitals (other than mental) ... ..	53	...	1	...	2	...
755	Medicine (private practice) ... ..	963	25	19	17	36	34
756	Dentistry (private practice) ... ..	965	20	21	24	26	39
757	Veterinary surgery (private practice) ... ..	39	1	1	...	...	3
758	Bush nursing ... ..	...	...	...	...	...	...
759	Private nursing and midwifery ... ..	1	...	...	...	...	...
760	Baby health centres ... ..	5	...	...	...	...	...
769	Other ... ..	295	4	2	2	2	5
	<b>TOTAL SUB GROUP I.6</b> ... ..	<b>4,645</b>	<b>95</b>	<b>78</b>	<b>196</b>	<b>109</b>	<b>132</b>
	<b>Sub Group 7.—Education :</b>						
770	Inadequately defined ... ..	1,284	80	77	82	121	189
771	Kindergarten, primary and secondary schools ... ..	1,504	61	73	61	82	67
772	Technical colleges ... ..	648	2	8	1	10	30
773	Agricultural colleges ... ..	6	7	39	...	...	...
774	Universities ... ..	481	144	...	...	...	...
775	Other schools and private teaching ... ..	279	5	2	...	2	4
776	Libraries and reading rooms ... ..	187	3	4	...	3	4
779	Other ... ..	35	...	...	...	...	2
	<b>TOTAL SUB GROUP I.7</b> ... ..	<b>4,424</b>	<b>302</b>	<b>203</b>	<b>144</b>	<b>218</b>	<b>296</b>
	<b>Sub Group 8.—Other Professional :</b>						
780	Inadequately defined ... ..	20	...	...	...	...	...
781	Civil engineering and surveying ... ..	225	3	1	3	3	2
782	Architecture ... ..	307	...	...	...	3	1
783	Accountancy and auditing ... ..	1,418	22	9	12	15	25
784	Musical composition, literature, painting and sculpture... ..	84	...	...	1	1	...
785	Industrial and trade associations ... ..	339	4	4	1	1	7
789	Other ... ..	161	1	2	1	...	9
	<b>TOTAL SUB GROUP I.8</b> ... ..	<b>2,554</b>	<b>30</b>	<b>16</b>	<b>18</b>	<b>23</b>	<b>44</b>
	<b>TOTAL GROUP I</b> ... ..	<b>41,085</b>	<b>817</b>	<b>589</b>	<b>628</b>	<b>708</b>	<b>1,190</b>
	<b>GROUP J.—AMUSEMENTS, HOTELS, CAFES, PERSONAL SERVICE, ETC.</b>						
	<b>Sub Group 1.—Amusement, Sport and Recreation :</b>						
800	Inadequately defined ... ..	490	1	2	1	...	1
801	Theatres ... ..	136	...	...	1	...	...
802	Motion pictures production and picture theatres ... ..	801	24	12	12	19	25
803	Wireless broadcasting (including technical service) ... ..	507	15	7	8	12	11
804	Music ... ..	82	2	...	2	...	...

according to Industry—Detailed Table—Table 7 (a)—continued.

Central Highlands	Barwon	Goulburn	Upper Goulburn	Port Phillip (Ex-Met.)	West Gippsland	Upper Murray	East Gippsland	Migratory Population	TOTAL	Code No.
100	63	48	40	81	60	40	38	...	2,287	731
19	11	...	...	1	4	14	3	...	213	732
59	55	33	18	52	23	35	17	...	1,631	733
16	10	...	1	5	5	...	1	1	560	734
3	...	3	...	9	...	1	...	...	130	739
197	139	84	59	148	92	90	59	1	4,821	
...	...	...	...	...	...	...	...	...	1	740
5	2	1	...	7	2	1	...	1	262	741
187	104	65	47	184	99	61	48	11	2,507	742
...	...	...	...	...	...	...	38	...	38	743
64	28	...	...	40	4	6	10	...	392	744
...	...	...	...	...	...	...	...	...	9	749
256	134	66	47	231	105	68	96	12	3,209	
5	1	1	...	2	1	...	1	...	105	750
26	13	13	4	40	6	5	13	...	713	751
41	21	25	6	90	27	20	26	...	1,748	752
75	...	...	1	130	2	83	...	...	762	753
4	1	1	...	9	1	...	...	...	72	754
48	31	23	19	61	40	24	16	4	1,360	755
51	36	19	10	33	22	15	18	2	1,301	756
2	1	1	...	2	3	...	3	1	57	757
...	...	...	...	...	...	...	...	...	...	758
...	...	...	...	...	...	...	...	...	1	759
...	...	...	...	1	...	...	...	...	6	760
15	9	4	1	19	1	...	1	...	360	766
267	113	87	41	387	103	147	78	7	6,485	
308	82	82	56	146	127	52	58	3	2,747	770
115	218	70	65	173	148	88	76	...	2,801	771
53	53	15	...	18	22	10	17	1	888	772
4	1	115	3	41	1	17	...	...	234	773
2	1	...	...	15	...	...	...	4	647	774
17	11	5	...	10	1	1	1	1	339	775
7	2	1	...	6	6	...	1	...	224	776
3	1	...	...	2	...	...	...	...	43	779
509	369	288	124	411	305	168	153	9	7,923	
1	2	...	...	1	...	...	...	...	24	780
10	7	6	2	10	8	2	4	2	288	781
9	23	...	1	12	...	1	1	...	358	782
26	37	13	2	49	8	10	4	1	1,651	783
2	...	1	...	17	...	2	...	...	108	784
9	10	...	...	9	4	...	...	...	388	785
1	1	4	...	6	1	1	1	...	189	789
58	80	24	5	104	21	16	10	3	3,006	
1,992	1,377	853	701	4,211	868	1,286	782	243	57,330	
5	6	7	...	16	4	1	2	2	538	800
1	...	...	...	1	...	...	...	...	139	801
38	27	15	8	46	13	13	8	3	1,064	802
15	9	20	...	14	9	...	14	...	641	803
1	1	...	...	2	...	...	...	1	91	804



## Victoria—Males in Regional Areas classified

Code No.	INDUSTRY	Port Phillip (Met.)	Mallee	Wimmera	Glenelg	Corangamite	Loddon
805	Racing and other professional sport—						
	Inadequately defined ... ..	4	...	...	...	...	...
806	Horse racing (racecourses and training stables) ...	985	3	5	15	26	9
807	Dog racing ... ..	48	...	...	...	...	2
808	Bookmaking ... ..	585	9	4	2	8	19
809	Other professional sport ... ..	146	2	...	1	...	6
810	Parks, gardens and recreation grounds ... ..	1,047	20	16	16	24	33
811	Tourist bureaux and agencies (including government) ...	58	...	1	...	...	...
812	Lotteries, art unions, etc. ... ..	3	...	...	...	...	...
819	Other ... ..	197	4	7	1	7	6
	<b>TOTAL SUB GROUP J.1</b> ... ..	<b>5,089</b>	<b>80</b>	<b>54</b>	<b>59</b>	<b>96</b>	<b>112</b>
	<b>Sub Group 2.—Hotels, Cafes, Personal Service, etc. :</b>						
820	Inadequately defined ... ..	178	5	3	1	3	2
821	Private domestic service (indoor and outdoor) ...	1,782	32	31	50	79	67
	Hotels, boarding houses and restaurants—						
822	Inadequately defined ... ..	1	...	...	...	...	...
823	Licensed hotels ... ..	3,181	164	154	136	174	237
824	Boarding and lodging houses ... ..	1,038	25	9	20	21	11
825	Restaurants and tea rooms ... ..	1,801	67	42	31	48	85
826	Club houses and club rooms (not sporting clubs)...	479	41	3	6	5	7
827	Laundries, job dyeing and dry cleaning ... ..	1,533	31	30	26	36	48
828	Hairdressing, manicule and beauty parlours ... ..	1,784	65	60	48	75	92
829	Undertaking, cremation and grave digging... ..	439	8	12	11	11	25
830	Sanitation, inspection and disposal of refuse ... ..	159	19	10	15	17	20
839	Other ... ..	426	2	4	1	4	3
	<b>TOTAL SUB GROUP J.2</b> ... ..	<b>12,801</b>	<b>459</b>	<b>358</b>	<b>345</b>	<b>473</b>	<b>597</b>
	<b>TOTAL GROUP J</b> ... ..	<b>17,890</b>	<b>539</b>	<b>412</b>	<b>404</b>	<b>569</b>	<b>709</b>
840	<b>GROUP K.—OTHER INDUSTRIES</b> ... ..	<b>13</b>	<b>1</b>	<b>...</b>	<b>1</b>	<b>...</b>	<b>...</b>
	<b>GROUP L.—INDUSTRY INADEQUATELY DEFINED.</b>						
851	Accountant, auditor (not grade E or O) ... ..	77	2	...	...	1	1
852	Architect (not grade E or O) ... ..	33	...	...	...	...	8
853	Caretaker, cleaner, watchman (undefined) ... ..	536	4	3	1	1	...
854	Carpenter, carpenter and joiner, carpentering (undefined)	484	28	20	34	36	40
855	Clerical, clerk (undefined) ... ..	158	3	1	...	2	5
856	Contracting, contractor (undefined) ... ..	204	34	17	13	24	20
857	Electrical, electrical trade (undefined) ... ..	787	11	2	7	5	6
858	Electrical fitter, fitting (undefined) ... ..	82	2	2	...	3	1
859	Electrician (undefined) ... ..	123	3	...	2	10	5
860	Employee, employer, proprietor (undefined) ... ..	3	...	...	...	...	...
861	Labourer, labouring (undefined) ... ..	431	37	29	42	39	64
862	Lorry driver, truck driver (undefined) ... ..	82	8	3	4	5	7
863	Machinist (undefined) ... ..	14	...	...	...	...	...
864	Metal trade, trader (undefined) ... ..	1,227	1	2	1	1	3
865	Milk, milk industry ... ..	26	...	...	1	8	1
866	Motor, motor industry, motor trade ... ..	1,985	28	15	24	27	38
867	Motor driver (undefined) ... ..	112	4	1	2	1	1
868	Motor mechanic (undefined) ... ..	169	13	8	7	11	14
869	Office, office work (undefined) ... ..	81	1	...	...	...	...
870	Packer, packing, storeman (undefined) ... ..	101	1	...	...	...	3
871	Painter, painting (undefined) ... ..	970	28	18	34	34	45
872	Plumber, plumbing, gasfitting (undefined) ... ..	1,681	55	49	47	72	82
873	Process worker (undefined) ... ..	41	...	...	1	...	...
874	Radio (undefined) ... ..	188	3	1	...	...	...
875	Secretary (not grade E or O) (industry not stated)...	6	1	...	...	...	...
876	Stenographer, typist (undefined) ... ..	1	...	1	...	...	...
877	Telephonist (undefined) ... ..	1	...	...	...	...	...
878	Timber, timber industry ... ..	1,089	8	3	34	21	23

according to Industry—Detailed Table—Table 7 (a)—continued.

Central Highlands	Barwon	Goulburn	Upper Goulburn	Port Phillip (Ex-Met.)	West Gippsland	Upper Murray	East Gippsland	Migratory Population	TOTAL	Code No.
...	...	...	...	...	1	...	...	...	5	805
39	7	2	3	66	11	18	8	1	1,198	806
2	4	1	2	5	2	...	1	...	67	807
20	3	6	3	10	8	2	3	...	682	808
3	3	...	2	14	1	...	1	...	179	809
63	55	16	7	132	30	9	8	...	1,476	810
...	1	...	1	2	...	1	...	...	64	811
...	...	...	...	...	...	...	...	...	3	812
12	7	3	5	7	9	5	12	...	282	819
199	123	70	31	315	88	49	57	7	6,429	
5	3	1	...	11	4	1	2	...	219	820
187	81	42	25	361	48	24	35	1	2,845	821
1	...	...	...	...	...	1	...	...	3	822
307	213	153	144	320	244	156	158	1	5,742	823
107	90	7	15	273	48	43	40	...	1,747	824
89	67	70	36	111	77	48	36	2	2,610	825
10	20	3	1	27	17	7	3	...	629	826
67	51	11	9	60	17	12	15	...	1,946	827
120	104	71	38	116	88	53	42	5	2,761	828
38	19	8	8	31	14	5	7	...	636	829
22	50	12	13	303	21	11	12	...	684	830
15	10	5	3	11	2	2	3	...	491	839
968	708	383	292	1,624	580	363	353	9	20,313	
1,167	831	453	323	1,939	668	412	410	16	26,742	
1	...	1	...	7	...	...	...	...	24	840
1	...	...	...	...	...	...	1	...	83	851
...	...	...	...	2	...	...	...	...	36	852
13	8	2	...	25	8	1	2	...	612	853
50	38	30	10	62	53	26	11	1	923	854
4	3	...	3	12	3	...	3	...	197	855
43	9	8	18	33	26	9	18	...	476	856
13	10	7	4	23	13	2	3	2	895	857
1	2	...	1	1	1	...	...	...	96	858
7	4	7	6	8	2	4	2	...	183	859
1	...	1	...	...	...	...	...	...	5	860
86	23	44	24	56	29	19	32	2	957	861
8	5	2	1	13	16	2	1	...	157	862
...	...	...	...	1	...	...	...	...	15	863
22	6	1	...	33	5	...	...	...	1,302	864
3	1	...	...	7	8	...	1	...	56	865
59	306	17	12	59	18	9	22	...	2,619	866
6	3	1	2	6	2	...	1	...	142	867
9	12	10	2	22	11	12	4	...	304	868
2	4	1	...	3	...	1	...	...	93	869
1	2	2	...	6	1	2	...	...	119	870
100	44	40	16	62	25	14	27	2	1,459	871
96	91	56	34	144	76	48	34	1	2,566	872
1	...	1	...	2	...	...	...	...	46	873
3	1	3	1	10	1	...	1	...	212	874
...	...	...	...	...	...	...	...	...	7	875
...	...	...	...	...	...	...	...	...	1	876
...	...	...	...	...	...	...	...	...	1	877
57	20	24	67	373	254	27	62	...	2,062	878

## Victoria—Males in Regional Areas classified

Code No.	INDUSTRY	Port Phillip (Met.)	Mallee	Wimmera	Glenelg	Corangamite	Loddon
880	Industry inadequately described (other) ... ..	6,994	110	44	62	86	176
	TOTAL GROUP L ... ..	17,685	385	219	316	387	543
	<b>GROUP M.—INDUSTRY NOT STATED.</b>						
890	Industry not stated (nil or not answered) ... ..	14,394	677	331	388	570	868
	<b>GROUP N.—PERSONS NOT GAINFULLY OCCUPIED.</b>						
900	Persons not gainfully occupied ... ..	187,121	9,706	7,444	8,190	11,226	13,288
	<b>GRAND TOTAL</b> ... ..	588,540	28,022	21,470	23,358	32,051	35,592

according to Industry—Detailed Table—Table 7 (a)—continued.

Central Highlands	Barwon	Goulburn	Upper Goulburn	Port Phillip (Ex-Met.)	West Gippsland	Upper Murray	East Gippsland	Migratory Population	TOTAL	Code No.
273	185	77	40	322	135	59	36	11	8,610	880
859	778	334	241	1,285	687	235	261	19	24,234	
1,106	945	464	365	1,712	709	429	404	75	23,437	890
2,000	12,711	9,522	6,091	22,597	16,298	8,252	6,663	160	339,269	900
51,413	35,191	27,133	17,361	60,234	48,441	23,124	18,844	3,093	1,013,867	

## Victoria—Females in Regional Areas classified

Code No.	INDUSTRY.	Port Phillip (Met.)	Mallee	Wimmera	Glenelg	Corangamite	Loddon
<b>GROUP A.—PRIMARY PRODUCTION.</b>							
<b>Sub Group 1.—Fishing :</b>							
000	Inadequately defined ... ..	...	...	...	...	...	1
	<b>TOTAL SUB GROUP A.1</b> ... ..	...	...	...	...	...	1
<b>Sub Group 3.—Agriculture, Grazing and Dairying :</b>							
020	Farming (so described) ... ..	30	19	19	20	16	19
021	Mixed farming ... ..	33	70	91	93	57	135
022	Rural (so described) ... ..	...	...	...	1	...	...
023	Primary Producer, industry (so described)...	9	...	1	6	3	3
Agriculture (other than mixed)—							
030	Wheat growing ... ..	4	67	54	1	...	20
032	Fruit growing ... ..	31	134	11	3	...	6
033	Grape growing ... ..	3	26	...	...	...	...
034	Vegetable growing (so described) ... ..	2	1	...	1	3	...
035	Market gardening (so described) ... ..	8	5	...	...	1	2
036	Flower growing and nursery gardening ... ..	64	...	...	1	2	2
037	Horticulture (so described) ... ..	14	31	...	...	...	...
039	Other ... ..	1	...	...	...	...	...
040	Grazing ... ..	61	3	26	178	83	58
Dairy, pig and poultry farming and beekeeping (other than mixed)—							
050	Dairying ... ..	83	20	15	181	738	128
051	Pig farming ... ..	...	...	1	...	1	...
052	Poultry farming ... ..	68	4	4	10	5	38
053	Beekeeping ... ..	2	...	3	3	...	1
060	Other ... ..	10	...	...	...	...	...
	<b>TOTAL SUB GROUP A.3</b> ... ..	423	380	225	498	909	412
<b>Sub Group 4.—Forestry :</b>							
070	Inadequately defined ... ..	2	...	...	...	...	...
071	Afforestation and re-afforestation ... ..	4	...	...	...	...	...
072	Timber getting (including firewood) ... ..	1	...	...	...	...	1
	<b>TOTAL SUB GROUP A.4</b> ... ..	7	...	...	...	...	1
	<b>TOTAL GROUP A.—PRIMARY PRODUCTION..</b>	430	380	225	498	909	414
<b>GROUP B.—MINING AND QUARRYING.</b>							
<b>Sub Group 1.—Mining :</b>							
080	Inadequately defined ... ..	24	...	...	...	...	...
081	Gold mining ... ..	6	...	...	...	...	...
082	Silver, lead and zinc mining ... ..	7	...	...	...	...	...
083	Coal mining ... ..	5	...	...	...	...	...
088	Oil mining ... ..	3	...	...	...	...	...
089	Other mining ... ..	29	...	1	...	...	1
	<b>TOTAL SUB GROUP B.1</b> ... ..	74	...	1	...	...	1
<b>Sub Group 2.—Quarrying :</b>							
090	Quarrying ... ..	12	...	...	...	...	...
	<b>TOTAL B.—MINING AND QUARRYING</b> ... ..	86	...	1	...	...	1
<b>GROUP C.—MANUFACTURING.</b>							
100	Inadequately defined ... ..	721	12	6	3	11	23
<b>Sub Group 1.—Manufacture relating to Cement Bricks, Glass, Stone, Coke, Oil, etc. :</b>							
110	Inadequately defined ... ..	12	...	...	...	...	...
Cement, plaster, etc.—							
111	Inadequately defined ... ..	...	...	...	...	...	...
112	Cement making ... ..	4	...	...	...	...	...
113	Articles of cement and concrete ... ..	21	...	...	...	...	...
114	Lime kilns and plaster works ... ..	27	1	...	...	...	1

according to Industry—Detailed Table—Table 7.

Central Highlands	Barwon	Goulburn	Upper Goulburn	Port Phillip (Ex-Met.)	West Gippsland	Upper Murray	East Gippsland	Migratory Population	TOTAL	Code No.
...	...	...	...	...	...	...	...	...	1	000
...	...	...	...	...	...	...	...	...	1	
34	8	8	18	24	20	16	15	...	266	020
162	57	156	85	79	59	71	43	...	1,191	021
...	...	...	...	...	...	...	...	...	1	022
7	2	2	2	9	1	2	...	...	47	023
...	...	11	1	...	...	1	...	...	159	030
8	4	49	1	44	5	4	1	...	301	032
...	...	...	...	...	...	...	...	...	29	033
1	3	...	...	1	15	...	...	...	27	034
1	2	8	...	11	3	3	...	...	44	035
2	9	1	...	29	7	...	...	...	117	036
2	2	...	...	9	...	...	...	...	58	037
...	...	...	...	4	...	7	6	...	18	039
111	36	31	109	27	63	32	69	...	897	040
133	101	155	86	193	923	250	231	2	3,239	050
...	...	1	...	1	...	1	1	...	6	051
27	20	16	3	85	24	1	2	...	307	052
...	...	...	1	...	...	4	2	...	16	053
...	...	...	...	...	...	...	...	...	10	060
488	244	438	306	526	1,120	39	370	2	6,733	
1	...	...	...	...	1	...	...	...	4	070
...	...	...	...	1	...	...	...	...	5	071
...	...	...	...	...	...	...	...	...	2	072
1	...	...	...	1	1	...	...	...	11	
489	244	438	306	527	1,121	392	370	2	6,745	
...	...	...	...	2	...	...	...	...	26	080
1	...	...	...	...	...	1	1	...	9	081
...	...	...	...	...	...	...	...	...	7	082
...	...	...	...	2	3	...	...	...	10	083
...	...	...	...	...	...	...	...	...	3	088
...	...	...	...	1	...	...	...	...	32	089
1	...	...	...	5	3	1	1	...	87	
1	2	...	...	...	...	...	...	...	15	090
2	2	...	...	5	3	1	1	...	102	
14	14	4	3	49	7	5	5	...	877	100
...	1	...	...	5	...	...	...	...	18	110
...	1	...	...	...	...	...	...	...	1	111
...	2	...	...	...	...	...	...	...	6	112
...	...	...	...	1	...	...	...	...	22	113
1	...	1	...	2	1	...	1	...	35	114

## Victoria—Females in Regional Areas classified

Code No.	INDUSTRY	Port Phillip (Met.)	Mallee	Wimmera	Gleneig	Corangamite	Loddon
115	Asbestos products ... ..	8	...	...	...	...	...
	Bricks, earthenware, etc.—						
117	Bricks, tiles and fire clay products ... ..	16	...	...	...	...	...
118	Pottery and earthenware ... ..	171	...	1	...	...	3
120	Glass ... ..	110	...	...	...	...	1
121	Stone ... ..	5	...	1	...	...	1
122	Coke, briquetting, asphalt, etc. ... ..	1	...	...	...	...	...
	Oil—						
123	Inadequately defined ... ..	38	...	...	...	...	...
125	Mineral oil refining ... ..	1	...	...	...	...	...
129	Other ... ..	52	...	...	...	...	...
	<b>TOTAL SUB GROUP C.1</b> ... ..	<b>466</b>	<b>1</b>	<b>2</b>	...	...	<b>6</b>
	<b>Sub Group 2.—Founding, Engineering and Metalworking (including Ship Building) :</b>						
130	Inadequately defined ... ..	244	...	...	...	...	...
	Extracting and refining of metals—						
131	Inadequately defined ... ..	64	...	...	...	...	...
132	Smelting, converting, refining and rolling of iron and steel ... ..	4	...	...	...	...	...
133	Extracting and refining of non-ferrous metals and alloys ... ..	22	...	...	...	...	...
	Founding—						
134	Inadequately defined ... ..	21	...	...	...	1	...
135	Iron and steel foundries ... ..	47	...	2	...	...	...
136	Brass, copper and other metal foundries ... ..	59	...	...	...	2	...
	Sheet, tube and wire making—						
140	Inadequately defined ... ..	36	...	...	...	...	...
	Iron and steel—						
142	Tinplate and galvanized sheet making ... ..	12	...	...	...	...	...
143	Wrought iron, steel tube, metallic bedstead and tubular steel furniture making ... ..	16	...	...	...	...	...
144	Wire, n.e.i., wire netting, wire rope and nail making... ..	38	...	...	...	...	...
	Non-ferrous—						
145	Inadequately defined ... ..	1	...	...	...	...	...
146	Lead mills ... ..	4	...	...	...	...	...
148	Brass, copper, etc., sheet, bar and rod making ... ..	1	...	...	...	...	...
149	Wire, electric cable and flex making (incl. telephone wire) ... ..	61	...	...	...	...	...
	Iron and steel manufacture—						
151	Cutlery and small tools (not machine) making ... ..	81	...	...	3	...	...
152	Stove, grate and range making (including bath heaters)... ..	37	...	...	...	...	...
153	Canister making ... ..	267	...	...	...	...	1
154	Tinplate and sheet metal working, n.e.i. ... ..	223	...	...	...	...	...
155	Spring making ... ..	30	...	...	...	...	...
156	Blacksmithing and drop forging ... ..	1	...	...	...	...	...
157	Iron and steel fabrications and welding ... ..	34	1	...	...	...	...
159	Iron and steel manufactures, n.e.i. ... ..	162	...	...	...	1	...
160	General engineering (including engineering undefined)... ..	1,277	1	...	...	1	4
	Machines and machinery manufacture and repair—						
170	Inadequately defined ... ..	31	...	...	...	...	...
171	Agricultural and earth moving machinery (incl. tractors) ... ..	236	...	1	...	3	1
172	Metal working machines and appliances (including machine tools) ... ..	17	...	...	...	...	...
173	Refrigerators and freezing machines ... ..	34	...	...	...	...	...
174	Other domestic machinery ... ..	18	...	...	...	...	...
175	Stationary engines and power transmission equipment... ..	8	...	...	...	...	...
179	Other ... ..	87	...	1	...	...	...
	Metal goods, n.e.i.—						
180	Inadequately defined ... ..	2	...	...	...	...	...





## Victoria—Females in Regional Areas classified

Code No.	INDUSTRY	Port Phillip (Met.)	Mallee	Wimmera	Glenelg	Corangamite	Loddon
181	Nuts, bolts, screws, rivets, split pins and rings...	53	...	...	...	...	...
182	Aluminium hollow-ware and other aluminium products	...	...	...	...	...	...
183	Household and other fittings	28	...	...	...	...	...
189	Other metal goods	95	...	...	...	...	...
190	Munitions (including ordnance, small arms, ammunition, etc.)	420	...	...	...	...	27
	Wireless, electrical machinery and apparatus, etc.—						
200	Inadequately defined	11	...	...	...	...	...
201	Accumulator and battery making	46	...	...	...	...	...
202	Incandescent lamp making	7	...	...	...	...	...
203	Wireless apparatus (including valves) making (excluding cabinets)	313	...	...	1	...	2
204	Telegraph and telephone instruments	4	...	...	...	...	...
209	Electrical machinery and apparatus, n.e.i., (not installation, supply or dealing) and electrical engineering (so described)	726	1	2	1	1	2
210	Ship and boat building and repairing and marine engineering	43	...	...	...	...	...
	TOTAL SUB GROUP C.2	4,921	3	6	5	9	37
	<b>Sub Group 3.—Manufacture, Assembly and Repair of Vehicles, Parts and Accessories :</b>						
220	Inadequately defined	15	...	1	...	...	...
221	Aircraft and aircraft parts	318	...	...	...	...	...
222	Railway locomotives and rolling stock and tramcars (including railway workshops)	19	...	...	...	...	1
	Motor vehicles parts and accessories—						
224	Construction and assembly of motor vehicles and manufacture of parts and accessories	290	...	1	...	1	...
225	Motor body building, caravans and trailers	66	...	1	1	4	...
227	Bicycles, parts and accessories	67	1	...	...	...	...
229	Other	41	...	...	...	...	...
	TOTAL SUB GROUP C.3	816	1	3	1	5	1
	<b>Sub Group 4.—Manufacture of Textiles and Fibrous Materials (not dress) :</b>						
230	Inadequately defined	2,630	1	39	82	9	117
	Wool, cotton, silk, and rayon mills—						
231	Inadequately defined	91	...	...	27	...	5
232	Woollen and worsted mills (all processes)	3,322	4	82	27	155	130
233	Cotton mills (all processes)	565	...	38	3	...	...
234	Silk and rayon spinning and weaving	144	...	...	2	...	...
235	Flax mills	11	...	...	27	11	...
236	Tents, tarpaulins and other canvas goods	105	...	...	...	...	1
237	Textile printing	42	...	...	...	...	1
	Carpets, etc.—						
240	Inadequately defined	3	...	...	...	...	...
241	Carpets	54	...	...	...	...	...
242	Felt and Feltex	37	...	...	...	...	19
	Bags, rope, etc.—						
245	Bags and sacks	16	...	...	...	...	...
246	Rope and cordage	269	...	...	...	...	...
249	Other	122	...	...	1	...	1
	TOTAL SUB GROUP C.4	7,411	5	159	169	175	274
	<b>Sub Group 5.—Manufacture of Clothing :</b>						
250	Inadequately defined	9,287	10	87	29	130	283
251	Tailoring, ready made clothing, waterproof and oilskin clothing	1,993	31	41	20	56	78
252	Dressmaking, millinery, embroidery and lace	6,167	46	50	18	65	65

according to Industry—Detailed Table—Table 7 (b)—continued.

Central Highlands	Barwon	Goulburn	Upper Goulburn	Port Phillip (Ex-Met.)	West Gippsland	Upper Murray	East Gippsland	Migratory Population	TOTAL	Code No.
...	...	...	...	8	...	...	...	...	61	181
...	...	...	...	...	...	...	...	1	1	182
...	...	...	...	5	...	...	...	...	33	183
...	3	...	...	3	1	...	...	...	102	189
2	...	17	...	32	1	...	1	1	501	190
...	...	...	...	...	...	...	...	...	11	200
1	...	...	...	...	...	...	...	...	47	201
...	...	...	...	...	...	...	...	...	7	202
1	2	...	1	3	...	1	1	...	325	203
...	...	...	...	...	...	...	...	...	4	204
1	5	2	...	20	2	...	...	7	770	209
1	...	...	...	...	...	...	...	...	44	210
93	57	36	2	197	15	3	8	10	5,402	
...	1	...	...	...	...	...	...	...	17	220
...	...	...	...	7	...	...	...	1	326	221
1	...	...	...	...	...	...	...	...	21	222
1	130	...	...	5	1	1	...	...	430	224
1	8	...	...	1	...	...	...	...	82	225
...	1	1	...	...	...	...	...	...	70	227
1	...	...	...	...	...	...	...	...	42	229
4	140	1	...	13	1	1	...	1	988	
180	67	43	22	77	60	14	1	1	3,343	230
...	3	...	...	8	2	...	...	...	136	231
836	1,015	38	14	83	20	97	28	9	5,860	232
2	...	...	...	23	6	1	...	...	638	233
...	...	...	...	5	...	16	...	...	167	234
2	8	...	...	...	13	4	...	...	76	235
12	6	...	...	2	...	...	...	...	126	236
...	...	1	...	2	...	...	...	...	46	237
...	...	...	...	...	...	...	...	...	3	240
...	...	...	...	...	...	...	...	...	54	241
...	5	...	...	2	...	...	...	...	63	242
...	...	...	...	...	...	...	...	...	16	245
...	34	...	...	3	34	...	...	...	340	246
1	1	1	...	5	...	...	...	...	132	249
1,033	1,139	83	36	210	135	132	29	10	11,000	
387	47	47	199	506	381	63	90	1	11,547	250
101	61	39	17	64	32	32	25	3	2,593	251
167	146	31	18	294	75	31	32	2	7,207	252

## Victoria—Females in Regional Areas classified

Code No.	INDUSTRY	Port Phillip (Met.)	Mallee	Wimmera	Glennelg	Corangamite	Loddon
253	Shirts, handkerchiefs, under-clothing (not knitted), etc....	1,069	1	2	2	25	20
254	Corsets ... ..	492	...	...	...	...	20
255	Hats and caps ... ..	230	...	...	...	...	...
256	Knitted goods and hosiery ... ..	2,475	5	83	73	...	121
259	Other ... ..	399	...	8	24	23	...
	<b>TOTAL SUB GROUP C.5</b> ... ..	<b>22,112</b>	<b>93</b>	<b>271</b>	<b>166</b>	<b>299</b>	<b>587</b>
	<b>Sub Group 6.—Boot and Shoe Making (other than Rubber) Accessories and Repairing :</b>						
260	Inadequately defined ... ..	1	...	...	...	...	...
261	Boot and shoe making (other than rubber) ... ..	3,568	51	1	...	...	36
262	Boot and shoe accessories (other than rubber) ... ..	50	...	...	...	...	...
263	Boot and shoe repairing (including bootmaker so described)	31	1	...	...	...	2
	<b>TOTAL SUB GROUP C.6</b> ... ..	<b>3,650</b>	<b>52</b>	<b>1</b>	<b>...</b>	<b>...</b>	<b>38</b>
	<b>Sub Group 7.—Manufacture of Food and Drink :</b>						
270	Inadequately defined ... ..	1,104	5	1	2	...	44
	<b>Meat and fish—</b>						
280	Inadequately defined ... ..	111	...	...	...	...	9
281	Abattoirs ... ..	3	...	...	...	...	...
282	Meat freezing, preserving and canning ... ..	93	...	...	2	...	6
283	Bacon and ham ... ..	3	...	...	...	...	5
284	Small goods ... ..	24	...	...	...	...	1
289	Other meat and fish ... ..	16	...	...	...	...	...
	<b>Milk, butter and cheese and substitutes—</b>						
290	Inadequately defined ... ..	16	...	...	...	6	1
291	Butter ... ..	25	3	6	8	26	14
292	Cheese ... ..	132	...	...	...	3	1
293	Dried, condensed and other milk products ... ..	26	...	...	...	128	...
294	Butterine, Margarine ... ..	7	...	...	...	...	...
295	Ice cream ... ..	84	...	...	...	...	...
296	Pasteurizing milk and cream ... ..	2	...	...	...	...	...
	<b>Grain milling, cereal foods, etc.—</b>						
300	Inadequately defined ... ..	2	...	...	...	...	...
301	Flour and other grain milling ... ..	83	1	4	...	1	5
302	Cereal foods and starch ... ..	94	...	...	...	...	...
303	Bread, cakes and pastry ... ..	685	18	21	22	33	28
304	Biscuits ... ..	442	...	...	...	1	1
309	Other ... ..	1	...	...	...	...	...
310	Confectionery (including cocoa and chocolate) ... ..	1,062	1	1	1	1	1
311	Sugar milling and refining ... ..	24	...	...	...	...	...
	<b>Jam, fruit and vegetable canning, etc., pickles, etc.—</b>						
320	Inadequately defined ... ..	1	2	...	...	...	1
321	Jam making, fruit and vegetable canning ... ..	169	5	...	1	2	10
322	Fruit and vegetable drying ... ..	29	199	...	...	...	...
323	Pickles, sauces and vinegar ... ..	15	...	...	1	...	...
324	Condiments and spices ... ..	...	1	...	...	...	...
	<b>Other foods, n.e.i.—</b>						
325	Inadequately defined ... ..	...	...	...	...	...	...
326	Grain threshing, chaffcutting, and haypressing ... ..	2	...	...	...	...	...
329	Other ... ..	43	...	...	...	...	13
	<b>Drink manufacture (including ice)—</b>						
330	Inadequately defined ... ..	8	...	...	...	...	...
331	Ice (not ice cream) ... ..	12	...	...	...	...	...
332	Aerated waters and cordials ... ..	75	4	...	...	4	12
333	Brewing ... ..	24	...	...	...	...	3
334	Malting ... ..	13	...	...	...	...	...
335	Distilling ... ..	11	1	...	...	...	...
336	Wine making (not grape growing) ... ..	8	14	3	...	...	...
339	Other ... ..	21	...	...	...	...	...
	<b>TOTAL SUB GROUP C.7</b> ... ..	<b>4,470</b>	<b>254</b>	<b>36</b>	<b>37</b>	<b>205</b>	<b>155</b>
	<b>Sub Group 8.—Tobacco Manufacture :</b>						
340	Tobacco, cigar and cigarette manufacturing ... ..	1,065	...	...	1	...	1
	<b>Sub Group 9.—Manufacture of Furniture, Fittings (not metal), Woodworking, Basket ware, etc. :</b>						
350	Inadequately defined ... ..	15	...	...	...	...	...
351	Sawmilling (town or country) ... ..	37	1	3	1	1	1
	<b>Furniture making, joinery, etc.—</b>						
352	Inadequately defined ... ..	1	...	...	...	...	...
353	Cabinet and furniture making, n.e.i. ... ..	155	...	...	...	...	2
354	House and shop fittings, n.e.i. (including signwriting)... ..	11	...	...	...	...	1
355	Joinery, sash and door making ... ..	7	...	...	...	...	...
356	Plywood making ... ..	2	...	...	...	...	...
357	Fibre and pulp walls ceiling board (not fibrous plaster or cement) ... ..	5	...	...	...	...	...



## Victoria—Females in Regional Areas classified

Code No.	INDUSTRY	Port Phillip (Met.)	Mallee	Wimmera	Glenelg	Corangamite	Loddon
	<b>Furniture Making, Joinery, etc.—continued.</b>						
358	Wood turning and carving ... ..	61	...	...	...	...	...
359	Wooden boxes and cases ... ..	114	...	...	...	4	...
360	Coopering ... ..	2	...	...	...	...	...
361	Basket and wickerware ... ..	3	...	...	...	...	...
	<b>Bedding and furnishing, drapery making—</b>						
362	Inadequately defined ... ..	...	...	...	...	...	...
363	Bedding and mattresses, n.e.i. ... ..	45	1	...	...	...	...
364	Other ... ..	201	1	...	...	...	6
369	Other ... ..	21	...	...	...	...	...
	<b>TOTAL SUB GROUP C.9</b> ... ..	<b>680</b>	<b>3</b>	<b>3</b>	<b>1</b>	<b>5</b>	<b>10</b>
	<b>Sub Group 10.—Paper, Printing, Bookbinding and Photography :</b>						
370	Inadequately defined ... ..	3	...	...	...	...	...
371	Paper and pulp making ... ..	359	...	...	1	...	...
	<b>Paper article making—</b>						
372	Inadequately defined ... ..	6	...	...	...	...	...
373	Paper bag making ... ..	89	...	...	...	...	1
374	Cardboard box and carton paper container making ... ..	299	...	...	...	6	...
375	Stationery and paper products, etc. ... ..	171	...	...	...	...	...
376	Cigarette paper processing ... ..	64	...	...	...	...	...
	<b>Printing and publishing—</b>						
380	Inadequately defined ... ..	1,271	3	6	3	7	9
381	Printing and publication of newspapers and periodicals ... ..	433	9	5	4	7	11
382	Job and general printing ... ..	119	1	...	...	...	...
383	Bookbinding ... ..	124	...	...	...	...	1
384	Lithography and photo. lithography ... ..	142	...	...	...	...	...
385	Other ... ..	36	...	...	...	...	1
386	Photography goods and photography ... ..	780	9	4	6	14	8
389	Other ... ..	73	...	...	...	...	...
	<b>TOTAL SUB GROUP C.10</b> ... ..	<b>3,969</b>	<b>22</b>	<b>15</b>	<b>14</b>	<b>34</b>	<b>31</b>
	<b>Sub Group 11.—Manufacture of Paints, Non-mineral Oils, Grease :</b>						
390	Inadequately defined ... ..	...	...	...	...	...	...
391	Paints, colours, varnish ... ..	132	...	...	...	...	...
392	Vegetable oil, essences, extracts ... ..	3	...	...	...	...	2
393	Matches ... ..	242	...	...	...	...	...
394	Soap and candles ... ..	149	...	...	...	...	...
395	Boiling down, tallow melting and refining, bone crushing and grit making, gut making ... ..	12	...	...	...	...	...
396	Edible oils, n.e.i. ... ..	1	...	...	...	...	...
397	Glue, size, gelatine, dextrine and gum ... ..	18	...	...	...	...	...
	<b>TOTAL SUB GROUP C.11</b> ... ..	<b>557</b>	...	...	...	...	<b>2</b>
	<b>Sub Group 12.—Manufacture of Chemicals, Dyes, etc. :</b>						
400	Inadequately defined ... ..	377	...	...	...	...	...
401	Drugs and patent medicines ... ..	737	...	...	...	...	1
402	Chemical fertilizer—manufacture and mixing ... ..	54	...	...	...	...	...
403	Industrial and heavy chemicals and acids ... ..	74	...	...	...	...	...
404	Cosmetics ... ..	202	...	1	...	...	...
409	Other ... ..	101	...	...	...	...	...
	<b>TOTAL SUB GROUP C.12</b> ... ..	<b>1,545</b>	...	<b>1</b>	...	...	<b>1</b>
	<b>Sub Group 13.—Manufacture of Explosives :</b>						
410	Explosives ... ..	141	...	...	...	...	...
	<b>Sub Group 14.—Jewellery, Watchmaking, Electroplating and Minting :</b>						
420	Inadequately defined ... ..	1	...	...	...	...	...
421	Jewellery and watchmaking (including repairing)... ..	262	...	...	...	1	4
422	Electroplate ware and electroplating ... ..	60	...	...	...	...	...
423	Minting ... ..	5	...	...	...	...	...
	<b>TOTAL SUB GROUP C.14</b> ... ..	<b>328</b>	...	...	...	<b>1</b>	<b>4</b>
	<b>Sub Group 15.—Preparation of Skins and Leather, Manufacture of Goods of Leather and Leather Substitutes (not clothing or footwear) :</b>						
430	Inadequately defined ... ..	54	...	...	...	...	...
431	Furriers and fur dressing ... ..	215	...	...	...	...	1
432	Fellmongering ... ..	13	...	...	...	...	...
433	Tanning, currying and leather dressing ... ..	65	...	...	...	...	...
434	Saddlery, harness and whips ... ..	7	...	...	...	...	...
435	Bags, trunks and other goods of leather and leather substitutes (not clothing or footwear) ... ..	473	...	...	...	...	...
439	Other ... ..	3	...	...	...	...	...
	<b>TOTAL SUB GROUP C.15</b> ... ..	<b>830</b>	...	...	...	...	<b>1</b>

according to Industry—Detailed Table—Table 7 (b)—continued.

Central Highlands	Barwon	Goulburn	Upper Goulburn	Port Phillip (Ex-Met.)	West Gippsland	Upper Murray	East Gippsland	Migratory Population	TOTAL	Code No.
...	...	...	...	1	...	...	...	...	62	358
7	...	2	...	...	...	...	...	...	127	359
...	...	1	...	...	1	...	...	...	2	360
...	...	...	...	...	...	...	...	...	5	361
...	...	...	...	2	...	...	...	...	...	362
...	...	...	...	1	...	...	...	...	48	363
3	3	...	...	...	...	...	...	...	215	364
...	...	...	...	...	...	...	...	...	21	369
23	7	4	3	13	13	1	2	...	768	
...	...	...	...	...	...	...	...	...	3	370
2	...	...	3	8	68	1	1	...	443	371
...	...	...	...	...	...	...	...	...	6	372
...	...	...	...	...	...	...	...	...	90	373
18	...	...	...	7	...	...	1	...	331	374
1	1	...	...	2	1	...	...	1	177	375
...	...	...	...	...	...	...	...	...	64	376
22	20	7	5	48	6	2	6	...	1,415	380
14	4	9	3	17	3	2	3	...	524	381
...	...	...	...	3	...	...	...	...	123	382
2	15	...	...	1	...	1	...	...	144	383
...	...	...	...	5	1	...	...	...	148	384
...	1	...	...	...	...	...	...	...	38	385
23	34	5	4	31	8	5	6	...	937	386
...	2	...	...	3	...	...	...	...	78	389
82	77	21	15	125	87	11	17	1	4,521	
...	...	...	...	...	...	...	...	...	...	390
2	1	...	...	1	1	...	...	...	137	391
...	1	...	...	...	...	...	...	...	6	392
1	...	...	...	6	...	...	...	...	249	393
5	...	...	...	2	...	...	...	...	156	394
1	...	...	...	12	...	...	...	...	25	395
...	...	...	...	...	...	...	...	...	1	396
...	...	...	...	...	...	...	...	...	18	397
9	2	...	...	21	1	...	...	...	592	
...	...	...	...	14	...	...	2	...	393	400
1	5	...	...	11	...	...	...	1	756	401
...	13	...	...	3	...	...	...	...	70	402
...	10	...	...	2	...	...	...	...	86	403
2	...	...	...	3	...	...	...	...	208	404
...	...	...	...	...	...	...	...	...	101	409
3	28	...	...	33	...	...	2	1	1,614	
6	...	...	...	13	...	8	...	...	168	410
...	...	...	...	...	...	...	...	...	1	420
1	4	1	...	2	...	...	...	...	275	421
...	...	...	...	2	...	...	...	...	62	422
...	...	...	...	...	...	...	...	...	5	423
1	4	1	...	4	...	...	...	...	343	
...	...	...	...	3	1	...	...	...	58	430
4	...	...	...	2	1	...	...	...	223	431
...	3	...	...	...	...	8	...	...	16	432
...	...	...	...	...	...	1	...	...	74	433
...	...	...	...	...	...	1	...	...	8	434
2	...	...	...	10	3	...	...	...	488	435
...	...	...	...	...	...	...	...	...	3	439
6	3	...	...	15	5	9	1	...	870	

## Victoria—Females in Regional Areas classified

Code No.	INDUSTRY	Port Phillip (Met.)	Mallee	Wimmera	Glenelg	Corangamite	Loddon
<b>Sub Group 16.—Manufacture of Rubber Goods :</b>							
440	Inadequately defined ... ..	477	1	...	...	1	1
441	Rubber tyres and tubes ... ..	70	...	...	...	...	...
442	Rubber boots and shoes ... ..	4	...	...	...	...	...
443	Rubber goods, n.e.i. (not clothing) ... ..	31	...	...	...	...	...
444	Vulcanizing and tyre retreading ... ..	10	2	2	1	1	...
	TOTAL SUB GROUP C.16 ... ..	592	3	2	1	2	1
<b>Sub Group 17.—Manufacture of Musical, Surgical and Scientific Instruments and Apparatus :</b>							
450	Musical, surgical and scientific instruments and apparatus	167	4	1	12	...	4
<b>Sub Group 18.—Manufacture of Plastic Products :</b>							
460	Plastic products ... ..	440	...	29	...	...	3
<b>Sub Group 19.—Other Manufactures :</b>							
470	Linoleums and leather cloth ... ..	9	...	...	...	...	...
471	Toys, games and sports requisites (excluding Billiard tables)	314	...	17	...	...	...
472	Buttons and buckles ... ..	110	...	...	...	...	...
473	Brooms and brushes ... ..	104	...	...	...	...	...
474	Artificial flowers ... ..	114	...	...	...	4	1
475	Pencils, pens, etc. ... ..	11	...	...	...	...	...
476	Power alcohol distillation ... ..	2	...	...	...	...	...
479	Other ... ..	136	...	...	...	9	...
	TOTAL SUB GROUP C.19 ... ..	800	...	17	...	13	1
<b>Sub Group 20.—Gas and Electricity :</b>							
480	Gas ... ..	184	...	3	1	...	3
481	Electricity ... ..	327	1	1	3	10	11
	TOTAL SUB GROUP C.20 ... ..	511	1	4	4	10	14
	TOTAL GROUP C ... ..	56,192	454	556	414	769	1,194
<b>GROUP D.—BUILDING AND CONSTRUCTION.</b>							
510	Sub Group 1.—Construction and Repair of Buildings...	215	...	2	2	4	4
<b>Sub Group 2.—Construction Works and Maintenance (other than Building) :</b>							
520	Inadequately defined ... ..	32	...	...	...	...	2
521	Roads and bridges ... ..	8	...	2	...	...	1
522	Rail and tramways and works ... ..	7	...	1	...	...	1
523	Harbour and river works, wharves and docks ... ..	...	...	...	...	...	...
524	Hydro-electric power works and electric transmission lines	1	...	...	...	...	...
525	Telegraph and telephone lines ... ..	6	...	...	...	...	...
<b>Water supply, sewerage, drainage, irrigation—</b>							
526	Inadequately defined ... ..	11	...	...	...	...	...
527	Water conservation, supply and maintenance ... ..	3	...	1	...	...	...
530	Dam making and well sinking ... ..	1	...	...	1	...	...
539	Other ... ..	1	...	...	...	...	...
	TOTAL SUB GROUP D.2 ... ..	70	...	4	1	...	4
	TOTAL GROUP D ... ..	285	...	6	3	4	8
<b>GROUP E.—TRANSPORT AND STORAGE.</b>							
540	Inadequately defined ... ..	61	5	...	1	2	1
<b>Sub Group 1.—Road Transport and Storage :</b>							
550	Inadequately defined ... ..	15	1	...	2	2	1
551	Motor engineering ... ..	128	7	4	4	8	7
552	Motor garages (so described) ... ..	104	28	37	31	33	40
553	Petrol selling, car parking and towing service ... ..	40	5	2	2	2	4
554	Taxi and hire car service ... ..	75	...	...	2	1	1
555	Carrying and cartage service (including mail contracting)...	131	2	3	1	3	7
556	Tramway service (including trolley buses) ... ..	99	...	...	...	...	1
557	Motor bus and car service ... ..	36	2	4	4	4	2
558	Other road service (including livery stables) ... ..	47	...	...	...	...	...
559	Storage ... ..	15	...	...	2	...	1
	TOTAL SUB GROUP E.1 ... ..	690	45	50	48	53	64

according to Industry—Detailed Table—Table 7 (b)—continued.

Central Highlands	Barwon	Goulburn	Upper Goulburn	Port Phillip (Ex-Met.)	West Gippsland	Upper Murray	East Gippsland	Migratory Population	TOTAL	Code No.
...	...	...	...	15	1	...	...	...	496	440
...	...	...	...	4	1	...	...	...	75	441
...	...	...	...	...	...	...	...	...	4	442
...	...	...	...	4	...	...	...	...	35	443
...	1	...	...	...	2	...	2	...	21	444
...	1	...	...	23	4	...	2	...	631	
1	1	1	...	9	...	16	...	...	216	450
...	...	...	...	21	2	...	...	1	496	460
...	...	...	...	7	...	...	...	...	16	470
...	...	4	...	16	2	...	...	...	353	471
...	...	...	1	1	...	...	...	...	112	472
1	...	1	...	...	1	...	...	...	107	473
...	1	...	...	4	1	...	...	...	125	474
...	...	...	...	...	...	...	...	...	11	475
...	...	...	...	...	...	...	...	...	2	476
3	...	...	1	3	...	...	...	...	152	479
4	1	5	2	31	4	...	...	...	878	
5	10	1	2	9	...	2	3	...	223	480
16	7	5	8	21	103	17	1	...	531	481
21	17	6	10	30	103	19	4	...	754	
2,723	2,261	602	371	2,425	1,178	439	329	32	69,939	
10	5	1	2	10	6	...	1	...	262	510
1	...	1	...	2	1	4	...	...	43	520
...	...	...	...	...	1	...	...	...	12	521
4	...	...	...	...	...	1	...	...	14	522
...	...	...	...	...	...	...	...	...	...	523
...	...	...	...	...	...	...	...	...	1	524
...	...	...	...	...	...	...	...	...	6	525
...	2	...	1	...	1	...	...	...	15	526
...	1	...	...	...	2	...	...	...	7	527
...	...	...	...	...	...	...	...	...	2	530
...	...	...	...	...	...	...	...	...	1	539
5	3	1	1	2	5	5	1	...	101	
15	8	2	3	12	11	5	2	...	363	
...	1	...	...	5	1	...	4	...	81	540
...	1	...	...	2	2	...	...	...	26	550
8	6	5	5	8	2	2	1	...	195	551
33	15	30	19	21	34	21	17	...	463	552
2	6	1	...	3	2	2	1	...	72	553
5	4	3	...	6	1	...	...	...	98	554
14	5	2	7	6	8	5	3	...	197	555
1	...	...	...	...	...	...	...	...	101	556
2	5	...	1	14	2	1	1	...	78	557
...	...	...	...	2	...	...	...	...	49	558
2	1	...	...	1	1	...	...	...	23	559
67	43	41	32	63	52	31	3	...	1,302	



## Victoria—Females in Regional Areas classified

Code No.	INDUSTRY	Port Phillip (Met.)	Mallee	Wimmera	Glenelg	Corangamite	Loddon
<b>Sub Group 2.—Shipping :</b>							
560	Inadequately defined ... ..	97	...	...	...	...	...
561	Ferry and harbour service (incl. tugs, barges and lighters)	1	...	...	...	...	...
562	Coastwise and oversea shipping ... ..	195	...	...	...	...	...
563	Boat hiring ... ..	2	...	...	...	...	...
564	Lighthouses and beacons ... ..	1	...	...	...	...	...
	<b>TOTAL SUB GROUP E.2</b> ... ..	<b>296</b>	...	...	...	...	...
<b>Sub Group 3.—Loading and Discharging Vessels :</b>							
570	Loading and discharging vessels ... ..	13	...	...	...	...	...
<b>Sub Group 4.—Rail and Air Transport :</b>							
580	Rail service ... ..	951	35	17	26	25	72
581	Air transport ... ..	630	3	...	1	...	1
	<b>TOTAL SUB GROUP E.4</b> ... ..	<b>1,581</b>	<b>38</b>	<b>17</b>	<b>27</b>	<b>25</b>	<b>73</b>
	<b>TOTAL GROUP E</b> ... ..	<b>2,641</b>	<b>88</b>	<b>67</b>	<b>76</b>	<b>80</b>	<b>138</b>
<b>GROUP F.—COMMUNICATION.</b>							
590	Inadequately defined ... ..	2	...	1	...	...	...
591	Post, telegraph and telephone service ... ..	2,493	145	115	130	159	170
592	Wireless communication (not broadcasting and cable service) ... ..	43	...	...	...	...	...
	<b>TOTAL GROUP F</b> ... ..	<b>2,538</b>	<b>145</b>	<b>116</b>	<b>130</b>	<b>159</b>	<b>170</b>
<b>GROUP G.—FINANCE AND PROPERTY.</b>							
<b>Sub Group 1.—Banking :</b>							
600	Banking ... ..	1,466	21	18	9	12	40
<b>Sub Group 2.—Insurance :</b>							
611	Insurance (including life assurance) ... ..	2,110	6	5	3	8	25
612	Friendly and benefit societies ... ..	39	...	...	...	...	1
619	Other ... ..	19	1	...	...	2	...
	<b>TOTAL SUB GROUP G.2</b> ... ..	<b>2,168</b>	<b>7</b>	<b>5</b>	<b>3</b>	<b>10</b>	<b>26</b>
<b>Sub Group 3.—Other—Offices, Agencies, etc. :</b>							
620	Inadequately defined ... ..	72	...	...	...	...	2
621	House and estate agencies, valuing and auctioneering (excluding stock and stations) ... ..	539	15	8	9	15	11
622	Building companies and societies ... ..	22	...	...	...	...	3
623	Money lending and pawn broking ... ..	103	...	...	...	...	1
624	Cash order and hire purchase ... ..	57	...	...	...	...	...
625	Stock and sharebroking ... ..	144	...	...	...	...	...
626	Trustee companies ... ..	159	...	...	1	...	11
629	Other ... ..	482	3	1	4	3	2
	<b>TOTAL SUB GROUP G.3</b> ... ..	<b>1,578</b>	<b>18</b>	<b>9</b>	<b>14</b>	<b>18</b>	<b>30</b>
	<b>TOTAL GROUP G</b> ... ..	<b>5,212</b>	<b>46</b>	<b>32</b>	<b>26</b>	<b>40</b>	<b>96</b>
<b>GROUP H.—COMMERCE.</b>							
640	Inadequately defined ... ..	226	2	1	1	6	3
<b>Sub Group 1.—Wholesale Trade (other than Livestock and Primary Production, Dealing, etc.) :</b>							
650	Inadequately defined ... ..	1,353	8	5	6	4	5
651	Soft goods, etc., warehouses ... ..	549	2	...	1	1	1
652	Groceries ... ..	661	8	...	...	2	4
653	Meat, fish, dairy products ... ..	334	4	20	8	3	37
654	Fresh fruit and vegetables ... ..	109	22	...	...	2	7
655	Timber and other building materials ... ..	166	1	5	1	6	2
656	Fuel ... ..	597	1	1	...	...	4
657	Motor vehicles and accessories ... ..	265	5	2	7	4	5
658	Other ... ..	1,480	7	4	3	5	13
	<b>TOTAL SUB GROUP H.1</b> ... ..	<b>5,514</b>	<b>58</b>	<b>37</b>	<b>26</b>	<b>27</b>	<b>78</b>
<b>Sub Group 2.—Livestock and Primary Produce Dealing :</b>							
660	Wool, skin and produce (other than dairy), dealing and stock and station agencies (so described) ... ..	644	13	17	20	18	12

according to Industry—Detailed Table—Table 7 (b)—continued.

Central Highlands	Barwon	Goulburn	Upper Goulburn	Port Phillip (Ex-Met.)	West Gippsland	Upper Murray	East Gippsland	Migratory Population	TOTAL	Code No.
...	2	...	...	...	...	...	1	...	100	560
...	...	...	...	...	...	...	...	...	1	561
...	4	...	...	6	...	...	...	26	231	562
...	...	...	...	...	...	...	...	...	2	563
...	...	...	...	...	...	...	...	...	1	564
...	6	...	...	6	...	...	1	26	335	
...	...	...	...	...	...	...	...	...	13	570
74	41	21	51	54	49	18	9	1	1,444	580
2	4	2	...	10	1	2	...	...	656	581
76	45	23	51	64	50	20	9	1	2,100	
143	95	64	83	138	103	51	37	27	3,831	
...	...	...	...	...	...	...	...	...	3	590
216	100	138	97	280	188	120	116	3	4,470	591
2	...	...	...	...	...	...	...	...	45	592
218	100	138	97	280	188	120	116	3	4,518	
44	33	19	13	52	28	17	11	...	1,783	600
29	35	7	2	56	8	5	3	1	2,303	611
1	...	...	...	2	...	1	...	...	44	612
1	...	...	...	1	...	...	...	...	24	619
31	35	7	2	59	8	6	3	1	2,371	
1	1	...	...	...	...	...	...	...	76	620
32	23	13	5	37	10	6	6	...	729	621
...	...	...	...	...	...	1	...	...	26	622
3	5	1	...	1	...	1	...	...	115	623
1	...	...	...	...	...	...	...	...	58	624
...	1	...	...	3	...	...	...	1	149	625
11	4	...	...	5	...	1	...	...	192	626
4	5	2	3	12	3	3	1	...	528	629
52	39	16	8	58	13	12	7	1	1,873	
127	107	42	23	169	49	35	21	2	6,027	
9	5	4	...	9	1	...	3	2	272	640
12	11	8	2	52	2	5	3	...	1,476	650
4	...	1	...	14	...	...	...	...	573	651
27	14	3	...	9	2	1	...	...	731	652
26	12	12	2	19	3	3	1	...	484	653
22	...	17	...	7	3	...	...	...	189	654
8	5	4	4	11	2	3	2	...	220	655
1	2	1	...	16	2	...	...	...	625	656
4	3	1	1	6	2	2	2	...	309	657
18	31	3	2	44	11	4	6	...	1,631	658
122	78	50	11	178	27	18	14	...	6,238	
37	62	22	7	30	10	18	10	...	920	660

## Victoria—Females in Regional Areas classified

Code No.	INDUSTRY	Port Phillip (Met.)	Mallee	Wimmera	Glenelg	Corangamite	Loddon
<b>Sub Group 3.—Retail Trade :</b>							
670	Inadequately defined ... ..	2,052	37	20	36	40	50
Departmental, general, clothing, hardware, etc., stores—							
671	Inadequately defined ... ..	1	...	...	...	...	...
672	Department and general stores ... ..	2,778	96	70	97	99	112
673	Drapery, clothing and footwear ... ..	5,972	161	167	124	205	282
674	Crockery and hardware ... ..	293	17	8	7	21	18
675	Electrical appliances and radios ... ..	137	2	1	4	15	4
679	Other ... ..	115	5	...	3	...	4
Food stores—							
680	Inadequately defined ... ..	36	4	...	3	...	...
681	Butchers' meat ... ..	455	17	7	12	12	17
682	Milk, dairy products and small goods ... ..	915	14	7	7	14	20
683	Bread, cakes and pastry ... ..	830	8	11	8	19	18
684	Fresh fruit and vegetables ... ..	515	23	33	23	55	17
685	Groceries ... ..	1,088	130	55	78	97	89
689	Other ... ..	1,170	7	12	13	20	23
690	Hawking and street selling... ..	3	...	...	...	...	...
Other retail shops and dealings—							
691	Inadequately defined ... ..	12	...	3	...	...	...
692	Drugs and chemicals ... ..	719	32	35	29	38	47
693	Books, newspapers, paper and stationery ... ..	693	25	13	20	34	38
694	Furniture, furnishings and floor coverings ... ..	280	6	3	3	7	12
695	Jewellery and watches ... ..	192	3	8	2	11	14
696	Tobacco, cigarettes and smokers' requisites ... ..	102	5	...	1	...	4
697	Sporting goods, games, toys, etc. ... ..	84	1	2	...	1	11
698	Leather goods ... ..	38	...	...	...	...	1
699	Other ... ..	793	20	20	15	20	26
TOTAL SUB GROUP H.3 ... ..		19,273	613	475	485	708	807
TOTAL GROUP H ... ..		25,657	686	530	532	759	900
<b>GROUP I.—PUBLIC AUTHORITY, N.E.I., AND PROFESSIONAL ACTIVITIES.</b>							
<b>Sub Group 1.—Public Authority, Activities, n.e.i. :</b>							
700	Commonwealth, State and semi-governmental activities, n.e.i. ... ..	5,830	53	31	17	26	56
701	Local government activities, n.e.i. ... ..	252	20	20	12	11	17
702	Consular agencies and legations ... ..	84	...	...	...	...	...
TOTAL SUB GROUP I.1 ... ..		6,166	73	51	29	37	73
<b>Sub Group 2.—Defence Enlisted Personnel :</b>							
710	Inadequately defined ... ..	2	...	...	...	...	...
711	Army ... ..	280	1	...	...	...	...
712	Navy ... ..	8	...	...	...	...	...
713	Air force ... ..	19	...	...	...	...	...
714	Other ... ..	1	...	...	...	...	...
TOTAL SUB GROUP I.2 ... ..		310	1	...	...	...	...
<b>Sub Group 3.—Defence Civilian Employees :</b>							
720	Inadequately defined ... ..	132	...	...	...	...	...
721	Army ... ..	345	...	1	...	...	1
722	Navy ... ..	264	...	...	...	1	...
723	Air force ... ..	427	...	...	...	...	...
729	Other ... ..	37	...	...	...	...	...
TOTAL SUB GROUP I.3 ... ..		1,205	...	1	...	1	1
<b>Sub Group 4.—Law, Order and Public Safety :</b>							
731	Police ... ..	103	...	...	...	...	...
732	Prisons and reformatory institutions (not industrial schools), excluding inmates ... ..	11	...	...	...	...	...
733	Legal profession in private practice ... ..	1,034	36	35	29	48	44
734	Fire brigade ... ..	12	...	...	...	...	...
739	Other ... ..	...	...	...	...	...	...
TOTAL SUB GROUP I.4 ... ..		1,160	36	35	29	48	44
<b>Sub Group 5.—Religion and Social Welfare :</b>							
740	Inadequately defined ... ..	5	...	...	...	...	...
741	Social service and welfare organisations (not governmental) ... ..	548	2	...	2	...	7
742	Religion... ..	663	6	7	6	7	12
743	Missions for aborigines (staff only) ... ..	1	...	...	...	...	...
744	Benevolent institutions (other than hospitals) excluding inmates ... ..	770	1	7	...	3	68
749	Other ... ..	11	...	...	...	...	...
TOTAL SUB GROUP I.5 ... ..		1,998	9	14	8	10	87

according to Industry—Detailed Table—Table 7 (b)—continued.

Central Highlands	Barwon	Goulburn	Upper Goulburn	Port Phillip (Ex-Met.)	West Gippsland	Upper Murray	East Gippsland	Migratory Population	TOTAL	Code No.
97	75	36	17	112	50	15	22	2	2,661	670
...	...	...	...	...	...	...	...	...	1	671
97	121	85	31	124	80	87	28	2	3,907	672
397	271	134	70	242	212	106	89	1	8,433	673
15	16	12	6	22	20	5	15	...	475	674
7	8	5	...	5	8	2	2	...	200	675
11	5	1	...	6	1	1	...	...	152	679
1	1	...	...	2	...	1	...	...	48	680
21	29	15	12	37	26	8	9	...	677	681
31	33	12	...	36	14	6	7	1	1,117	682
38	29	7	7	36	16	5	11	...	1,043	683
44	43	28	10	58	57	8	13	...	927	684
149	92	61	45	180	146	77	75	2	2,364	685
41	32	15	15	50	43	7	6	...	1,454	689
...	...	...	...	...	...	...	...	...	3	690
...	...	...	...	...	1	...	1	...	17	691
43	42	29	24	41	43	23	17	1	1,163	692
48	41	23	16	33	27	18	15	...	1,044	693
17	8	5	3	13	13	2	3	1	376	694
6	6	4	1	8	10	7	1	1	274	695
1	1	2	1	2	1	1	...	...	121	696
3	1	1	...	4	2	...	2	...	112	697
2	2	1	...	2	...	...	...	...	46	698
31	33	11	3	26	12	...	7	1	1,018	699
1,100	889	487	261	1,039	782	379	323	12	27,633	
1,268	1,034	563	279	1,256	820	415	350	14	35,063	
70	60	26	25	168	46	34	31	5	6,478	700
29	11	17	6	27	21	15	8	...	466	701
...	...	...	...	5	...	...	...	...	89	702
99	71	43	31	200	67	49	39	5	7,033	
1	...	...	...	...	...	...	1	...	4	710
2	1	1	...	4	3	9	...	...	301	711
...	...	...	...	10	...	1	...	1	20	712
...	...	...	...	9	1	...	2	...	31	713
...	...	...	...	...	...	...	...	...	1	714
3	1	1	...	23	4	10	3	1	357	
...	...	2	...	2	...	...	...	...	136	720
...	...	1	2	9	2	8	1	...	370	721
2	3	...	...	12	2	...	...	...	284	722
2	...	1	1	12	1	3	5	...	452	723
...	...	...	...	...	...	...	...	...	37	729
4	3	4	3	35	5	11	6	...	1,279	
...	2	...	2	4	...	...	...	...	111	731
...	...	...	...	...	...	...	...	...	11	732
75	54	50	18	43	34	32	20	...	1,552	733
...	...	...	...	...	...	...	...	...	12	734
...	1	...	...	...	...	...	...	...	1	739
75	57	50	20	47	34	32	20	...	1,687	
1	...	...	...	...	...	...	...	...	6	740
7	7	2	...	19	2	3	1	...	600	741
39	11	9	13	29	6	9	16	2	835	742
...	...	...	...	...	...	...	6	...	7	743
142	61	...	...	34	5	8	12	...	1,111	744
...	...	...	...	1	...	...	...	...	12	749
189	79	11	13	83	13	20	35	2	2,571	

## Victoria—Females in Regional Areas classified

Code No.	INDUSTRY	Port Phillip (Met.)	Mallee	Wimmera	Glenelg	Corangamite	Loddon
<b>Sub Group 6.—Health, Hospitals, etc. :</b>							
750	Inadequately defined ... ..	1,137	38	33	32	36	45
	Hospitals (excluding inmates)—						
751	Inadequately defined ... ..	911	32	25	31	51	61
752	Public hospitals (other than mental) ... ..	4,687	225	190	184	213	253
753	Mental hospitals ... ..	326	1	5	41	1	...
754	Private hospitals (other than mental) ... ..	770	33	24	7	25	16
755	Medicine (private practice) ... ..	459	9	10	10	20	13
756	Dentistry (private practice) ... ..	523	17	10	11	14	22
757	Veterinary surgery (private practice) ... ..	27	...	...	...	...	1
758	Bush nursing ... ..	3	3	2	7	...	2
759	Private nursing and midwifery ... ..	355	2	7	10	11	10
760	Baby health centres ... ..	209	8	5	6	3	6
769	Other ... ..	380	2	...	2	1	4
	<b>TOTAL SUB GROUP I.6</b> ... ..	<b>9,787</b>	<b>370</b>	<b>311</b>	<b>341</b>	<b>375</b>	<b>433</b>
<b>Sub Group 7.—Education :</b>							
770	Inadequately defined ... ..	1,626	145	114	96	118	209
771	Kindergarten, primary and secondary schools ... ..	3,064	121	97	129	134	191
772	Technical colleges ... ..	178	2	3	1	3	9
773	Agricultural colleges ... ..	4	...	2	...	...	...
774	Universities ... ..	407	50	...	...	...	...
775	Other schools and private teaching ... ..	639	16	20	15	20	36
776	Libraries and reading rooms ... ..	325	2	1	3	2	4
779	Other ... ..	15	...	...	...	...	1
	<b>TOTAL SUB GROUP I.7</b> ... ..	<b>6,258</b>	<b>336</b>	<b>237</b>	<b>244</b>	<b>277</b>	<b>450</b>
<b>Sub Group 8.—Other Professional :</b>							
780	Inadequately defined ... ..	2	...	...	...	...	...
781	Civil engineering and surveying ... ..	39	...	...	...	...	...
782	Architecture ... ..	82	...	...	...	1	...
783	Accountancy and auditing ... ..	714	12	1	7	14	13
784	Musical composition, literature, painting and sculpture... ..	57	...	1	...	...	...
785	Industrial and trade associations ... ..	287	3	...	...	3	1
789	Other ... ..	78	...	...	...	...	1
	<b>TOTAL SUB GROUP I.8</b> ... ..	<b>1,259</b>	<b>15</b>	<b>2</b>	<b>7</b>	<b>18</b>	<b>15</b>
	<b>TOTAL GROUP I</b> ... ..	<b>28,143</b>	<b>840</b>	<b>651</b>	<b>658</b>	<b>766</b>	<b>1,103</b>
<b>GROUP J.—AMUSEMENTS, HOTELS, CAFES, PERSONAL SERVICE, etc.</b>							
<b>Sub Group 1.—Amusement, Sport and Recreation :</b>							
800	Inadequately defined ... ..	310	3	...	4	...	6
801	Theatres ... ..	99	2	...	...	...	...
802	Motion picture production and picture theatres... ..	455	8	2	2	6	16
803	Wireless broadcasting (including technical service) ... ..	246	5	...	4	4	6
804	Music ... ..	48	...	...	...	...	...
	Racing and other professional sport—						
806	Horse racing (racecourses and training stables) ... ..	3	...	...	...	1	...
807	Dog racing ... ..	9	...	...	...	...	...
808	Bookmaking ... ..	6	...	...	...	...	...
809	Other professional sport ... ..	53	...	...	...	...	1
810	Parks, gardens and recreation grounds ... ..	42	...	...	...	...	...
811	Tourist bureaux and agencies (including government) ... ..	41	3	...	1	...	...
819	Other ... ..	107	...	1	...	...	1
	<b>TOTAL SUB GROUP J.1</b> ... ..	<b>1,419</b>	<b>21</b>	<b>3</b>	<b>11</b>	<b>11</b>	<b>30</b>
<b>Sub Group 2.—Hotels, Cafes, Personal Service, etc. :</b>							
820	Inadequately defined ... ..	306	25	17	12	33	18
821	Private domestic service (indoor and outdoor) ... ..	6,105	259	286	429	521	417
	Hotels, boarding houses and restaurants—						
822	Inadequately defined ... ..	2	...	1	...	...	...
823	Licensed hotels ... ..	2,094	167	154	187	188	246
824	Boarding and lodging houses ... ..	5,237	143	44	65	102	88
825	Restaurants and tea rooms ... ..	2,365	125	51	72	114	145
826	Club houses and club rooms (not sporting clubs) ... ..	277	2	...	1	1	...
827	Laundries, job dyeing and dry cleaning ... ..	1,774	63	19	30	59	50
828	Hairdressing, manicure and beauty parlours ... ..	2,279	47	51	40	63	69
829	Undertaking, cremation and grave digging... ..	62	...	...	2	2	...
830	Sanitation, inspection and disposal of refuse ... ..	6	...	...	...	...	...
839	Other ... ..	51	...	...	...	...	1
	<b>TOTAL SUB GROUP J.2</b> ... ..	<b>20,558</b>	<b>831</b>	<b>623</b>	<b>838</b>	<b>1,083</b>	<b>1,034</b>
	<b>TOTAL GROUP J.</b> ... ..	<b>21,977</b>	<b>852</b>	<b>626</b>	<b>849</b>	<b>1,094</b>	<b>1,064</b>
840	<b>GROUP K.—OTHER INDUSTRIES.</b> ... ..	<b>12</b>	<b>...</b>	<b>...</b>	<b>...</b>	<b>...</b>	<b>...</b>

according to Industry—Detailed Table—Table 7 (b)—continued.

Central Highlands	Barwon	Goulburn	Upper Goulburn	Port Phillip (Ex-Met.)	West Gippsland	Upper Murray	East Gippsland	Migratory Population	TOTAL	Code No.
102	54	42	26	79	45	26	35	12	1,742	750
63	44	29	18	45	34	26	24	3	1,397	751
300	195	162	49	246	203	188	136	1	7,232	752
59	1	...	...	85	...	40	...	1	560	753
29	47	28	7	55	27	1	9	...	1,078	754
14	18	3	3	25	8	8	5	1	606	755
26	19	13	7	18	15	6	7	...	708	756
1	...	...	...	2	...	...	...	...	31	757
4	...	2	4	6	5	1	3	...	42	758
11	18	5	5	22	12	8	4	1	481	759
12	5	10	5	12	9	3	1	...	294	760
14	7	...	...	25	1	3	3	...	442	769
635	408	294	124	620	359	310	227	19	14,613	
245	81	98	77	144	140	61	58	2	3,214	770
327	290	137	103	230	186	169	114	2	5,294	771
14	16	3	...	4	5	5	7	...	250	772
1	...	8	...	2	...	1	...	...	18	773
...	1	...	...	8	...	...	...	...	466	774
42	33	14	11	32	18	9	7	...	912	775
19	14	4	1	16	9	4	6	2	412	776
...	1	...	...	...	...	...	...	...	17	779
648	436	264	192	436	358	249	192	6	10,583	
...	...	...	...	...	...	...	...	...	2	780
...	...	...	...	2	1	...	...	...	42	781
1	5	...	...	3	...	...	...	...	92	782
19	24	8	1	26	5	4	2	...	850	783
1	...	...	...	8	1	...	...	...	68	784
3	2	...	...	6	...	...	...	...	305	785
2	1	...	...	2	1	...	...	...	85	789
26	32	8	1	47	8	4	2	...	1,444	
1,679	1,087	675	384	1,491	848	685	524	33	39,567	
4	13	1	...	6	2	...	...	2	351	800
...	...	...	...	...	...	...	...	...	101	801
13	17	2	1	12	7	2	2	...	545	802
6	5	4	1	5	4	...	7	...	297	803
1	1	...	...	2	1	2	...	...	55	804
...	...	...	...	...	...	...	...	...	4	806
...	...	...	...	1	...	...	...	...	10	807
...	...	...	...	...	...	...	...	...	6	808
1	...	...	...	2	...	...	...	...	57	809
...	...	...	...	3	...	...	...	...	45	810
2	2	...	...	1	...	...	...	...	50	811
3	4	...	...	1	1	1	...	...	119	819
30	42	7	2	33	15	5	9	2	1,640	
27	25	20	11	35	17	9	8	2	565	820
591	377	282	223	561	448	250	199	9	10,957	821
...	...	...	...	...	...	...	...	...	3	822
314	200	194	149	253	248	187	177	2	4,760	823
255	208	74	55	420	172	108	86	...	7,057	824
141	124	98	70	187	82	55	50	1	3,680	825
2	10	1	...	19	1	...	...	...	314	826
65	72	18	13	53	19	19	29	...	2,283	827
83	91	37	19	101	58	42	23	2	3,005	828
1	1	1	...	1	...	2	1	...	73	829
...	...	...	...	...	...	...	...	...	6	830
1	1	...	...	2	...	...	...	...	56	839
1,480	1,109	725	540	1,632	1,045	672	573	16	32,759	
1,510	1,151	732	542	1,665	1,060	677	582	18	34,399	
...	...	...	...	7	...	...	...	...	19	840

## Victoria—Females in Regional Areas classified

Code No.	INDUSTRY	Port Phillip (Met.)	Mallee	Wimmera	Glenelg	Corangamite	Loddon
<b>GROUP L.—INDUSTRY INADEQUATELY DEFINED.</b>							
851	Accountant, auditor (not grade E or O) ... ..	30	1	...	...	...	1
852	Architect (not grade E or O) ... ..	13	...	...	...	...	...
853	Caretaker, cleaner, watchman (undefined) ... ..	311	...	...	1	3	8
855	Clerical, clerk (undefined) ... ..	152	5	1	2	4	3
856	Contracting, contractor (undefined) ... ..	5	...	...	...	...	...
857	Electrical, electrical trade (undefined) ... ..	193	1	...	...	...	...
858	Electrical fitter, fitting (undefined) ... ..	4	...	...	...	...	...
859	Electrician (undefined) ... ..	4	1	...	...	1	1
861	Labourer, labouring (undefined) ... ..	2	2	...	...	...	...
863	Machinist (undefined) ... ..	42	...	...	1	...	1
864	Metal trade, trades (undefined) ... ..	204	...	...	1	...	...
865	Milk, milk industry ... ..	2	...	...	...	...	...
866	Motor, motor industry, motor trade ... ..	311	3	2	8	4	3
867	Motor driver (undefined) ... ..	2	...	...	...	...	...
868	Motor mechanic (undefined) ... ..	...	1	...	...	...	...
869	Office, office work (undefined) ... ..	418	4	...	1	7	8
870	Packer, packing, storeman (undefined) ... ..	17	...	...	...	...	1
871	Painter, painting (undefined) ... ..	8	...	...	1	...	...
872	Plumber, plumbing, gasfitting (undefined) ... ..	50	1	...	...	2	1
873	Process worker (undefined) ... ..	19	...	...	...	...	...
874	Radio (undefined) ... ..	50	...	1	...	...	...
875	Secretary (not grade E or O) (industry not stated)	32	...	...	...	...	...
876	Stenographer, typist (undefined) ... ..	136	3	1	1	2	2
877	Telephonist (undefined) ... ..	20	3	...	2	1	3
878	Timber, timber industry ... ..	44	...	...	1	...	...
880	Industry inadequately described (other) ... ..	2,936	27	15	21	23	63
	TOTAL GROUP L. ... ..	5,005	52	20	40	47	95
<b>GROUP M.—INDUSTRY NOT STATED.</b>							
890	Industry not stated (nil or not answered) ... ..	7,784	253	140	96	205	384
<b>GROUP N.—PERSONS NOT GAINFULLY OCCUPIED</b>							
900	Persons not gainfully occupied ... ..	481,907	20,952	18,340	19,038	25,883	30,649
	<b>GRAND TOTAL</b> ... ..	<b>637,869</b>	<b>24,748</b>	<b>21,310</b>	<b>22,360</b>	<b>30,715</b>	<b>36,216</b>

according to Industry—Detailed Table—Table 7 (b)—continued.

Central Highlands	Barwon	Goulburn	Upper Goulburn	Port Phillip (Ex-Met.)	West Gippsland	Upper Murray	East Gippsland	Migratory Population	TOTAL	Code No.
...	...	...	...	1	...	...	1	...	34	851
1	2	...	...	...	...	...	...	...	16	852
5	3	1	...	5	2	...	...	...	339	853
5	...	...	2	5	4	...	1	2	186	855
1	...	...	...	...	...	...	...	...	6	856
1	1	...	1	3	...	...	...	...	200	857
...	...	...	...	1	...	...	...	...	5	858
1	...	...	...	...	...	...	...	...	8	859
1	...	...	...	...	...	...	...	...	5	861
1	2	...	...	4	1	1	1	...	54	863
1	1	...	...	8	...	...	...	...	215	864
...	...	...	...	1	1	...	...	...	4	865
2	25	3	1	11	6	...	2	...	381	866
...	...	...	...	...	...	...	...	...	2	867
...	...	...	...	...	...	...	...	...	1	868
7	5	5	2	23	6	1	1	3	491	869
...	...	...	...	2	...	...	...	...	20	870
...	...	...	...	...	...	...	...	...	9	871
2	2	...	...	6	1	1	...	...	66	872
1	...	...	...	3	...	...	...	...	23	873
...	...	1	...	1	...	...	...	...	53	874
...	...	...	...	...	1	1	1	1	36	875
7	7	1	1	3	1	...	...	1	166	876
1	3	1	...	4	3	3	...	...	44	877
...	...	...	1	2	...	...	...	...	48	878
89	49	15	13	102	38	9	9	10	3,419	880
126	100	27	21	185	64	16	16	17	5,831	
342	363	175	134	588	242	136	150	48	11,040	890
44,221	28,921	21,283	13,515	49,139	36,739	17,681	14,560	562	823,390	900
52,863	35,473	24,741	15,758	57,887	42,426	20,653	17,057	758	1,040,834	



---

Sydney: Alfred Henry Pettifer, Government Printer—1949.

---



CENSUS OF THE COMMONWEALTH OF AUSTRALIA

30th JUNE, 1947

# REGIONAL TABLES

VOLUME 3

QUEENSLAND

---

Issued by the the Department of Post-War Reconstruction,  
Regional Planning Division,  
CANBERRA, A.C.T.

By arrangement with Roland Wilson, C.B.E., B.Comm., D.Phil., Ph.D.,  
COMMONWEALTH STATISTICIAN



CENSUS OF THE COMMONWEALTH OF AUSTRALIA

30th JUNE, 1947

# REGIONAL TABLES

VOLUME 3

QUEENSLAND

---

Issued by the the Department of Post-War Reconstruction,  
Regional Planning Division,  
CANBERRA, A.C.T.

By arrangement with [Roland Wilson, C.B.E., B.Comm., D.Phil., Ph.D.,  
COMMONWEALTH STATISTICIAN

CENSUS OF THE COMMONWEALTH OF  
AUSTRALIA, 1947

---

REGIONAL TABLES  
QUEENSLAND

---

PREFACE

IN order to assist Commonwealth and State Officers, members of Regional Development Committees and others concerned with Regional Planning, the Commonwealth Statistician, Dr. Roland Wilson, agreed to provide portion of the results of the 1947 Census classified according to the regional areas defined in each State. By arrangement with the Commonwealth Statistician the Department of Post War Reconstruction is distributing the Regional Tables. This volume includes all regional figures at present available for Queensland regions.

A. S. BROWN,  
Director-General of Post-War Reconstruction.

CENSUS OF THE COMMONWEALTH OF AUSTRALIA, 1947

QUEENSLAND

REGIONAL TABLES

CONTENTS

	Page
Local Government Areas Included in Regions .....	4
TABLE 1—Queensland—Population in Regions .....	5
TABLE 2—Queensland Regions—Grouped Ages—	
(a) Males .....	6
(b) Females .....	7
(c) Total Persons .....	8
TABLE 3—Queensland Regions—Conjugal Condition—	
(a) Males .....	9
(b) Females .....	9
TABLE 4—Queensland Regions—	
(a) Males with dependent children under 16 years of age .....	10
(b) Females with dependent children under 16 years of age .....	10
TABLE 5—Queensland Regions—Occupational Status—	
(a) Males .....	11
(b) Females .....	11
TABLE 6—Queensland Regions—Summary Table—Classification According to Industry—	
(a) Males .....	12
(b) Females .....	16
TABLE 7—Queensland Regions—Detailed Table—Classification According to Industry—	
(a) Males .....	20
(b) Females .....	40

## REGIONS—QUEENSLAND

Local Government Areas included in Queensland Regions are shown below :—

REGION.	LOCAL GOVERNMENT AREAS.
1. East Moreton* .. ..	<i>Metropolitan</i> —City of Brisbane. <i>Extra-Metropolitan</i> .—Towns : Coolangatta, Redcliffe, Southport. Shires : Beaudesert, Beenleigh, Caboolture, Cleveland, Coomera, Kilcoy, Landsborough, Maroochy, Nerang, Pine, Tamborine, Tingalpa, Waterford.
2. West Moreton .. ..	City : Ipswich. Shires : Boonah, Esk, Gatton, Laidley, Moreton, Normanby, Rosewood.
3. Wide Bay .. ..	Cities : Bundaberg, Gympie, Maryborough. Shires : Biggenden, Burrum, Eidsvold, Gayndah, Gooburrum, Isis, Kilkivan, Kingaroy, Kolan, Mundubbera, Murgon, Nanango, Noosa, Perry, Tiaro, Widgee, Wondai, Woocoo, Woongarra.
4. Southern Downs.. ..	City : Warwick. Shires : Allora, Glengallan, Inglewood, Rosenthal, Stanthorpe.
5. Central Downs .. ..	City : Toowoomba. Shires : Cambooya, Clifton, Crow's Nest, Drayton, Highfields, Jondaryan, Millmerran, Pittsworth, Rosalie.
6. Western Downs .. ..	Town : Dalby. Shires : Chinchilla, Murilla, Tara, Taroom, Wambo.
7. Border Plains .. ..	Town : Goondwindi. Shires : Balonne, Waggamba.
8. Maranoa .. ..	Town : Roma. Shires : Bendemere, Booringa, Bungil, Warroo.
9. Warrego .. ..	Town : Charleville. Shires : Bulloo, Murweh, Paroo, Quilpie.
10. Capricornia .. ..	City : Rockhampton. Town : Gladstone. Shires : Banana, Broadsound, Calliope, Duarina, Fitzroy, Livingstone, Miriam Vale, Monto, Mount Morgan, Theodore Irrigation Area.
11. Central Highlands ..	Shires : Bauhinia, Belyando, Emerald, Jericho, Peak Downs.
12. Western Plains .. ..	Shires : Aramac, Barcaldine, Barcoo, Blackall, Diamantina, Ilfracombe, Isisford, Longreach, Tambo, Winton.
13. Pioneer .. ..	City : Mackay. Shires : Mirani, Nebo, Pioneer, Sarina.
14. Port Denison .. ..	Town : Bowen. Shires : Proserpine, Wangaratta.
15. Burdekin .. ..	Cities : Charters Towers, Townsville. Shires : Ayr, Dalrymple, Hinchinbrook, Thuringowa.
16. Northern .. ..	City : Cairns. Shires : Atherton, Cardwell, Cook, Douglas, Eacham, Etheridge, Herberton, Johnstone, Mulgrave, Woothakata.
17. North-Western .. ..	Town : Hughenden. Shires : Barkly Tableland, Boulia, Cloncurry, Flinders, McKinlay, Wyangarie.
18. The Gulf .. ..	Shires : Burke, Carpentaria, Croydon.

\* The Metropolitan Area and the Extra-Metropolitan portion of the East Moreton Region have been shown separately in all tables, Thursday Island is extra-regional.

**Queensland—Population in Regions—Table 1—As at 30th June, 1947.**

(Exclusive of full-blood aboriginals.)

REGION.	Males.	Females.	Persons.
*East Moreton (Metropolitan) .. .. .	195,102	206,928	402,030
*East Moreton (Extra-Metropolitan) .. .. .	40,926	38,161	79,087
West Moreton .. .. .	34,108	31,491	65,599
Wide Bay .. .. .	57,821	54,338	112,159
Southern Downs .. .. .	14,735	13,331	28,066
Central Downs .. .. .	31,484	31,072	62,556
Western Downs .. .. .	12,077	10,249	22,326
Border Plains .. .. .	5,054	4,043	9,097
Maranoa .. .. .	6,195	5,328	11,523
Warrego .. .. .	6,633	4,940	11,573
Capricornia .. .. .	39,656	37,083	76,739
Central Highlands .. .. .	5,052	3,997	9,049
Western Plains .. .. .	9,171	6,760	15,931
Pioneer .. .. .	17,588	15,873	33,461
Port Denison .. .. .	6,571	5,389	11,960
Burdekin .. .. .	36,247	32,305	68,552
Northern .. .. .	37,728	31,337	69,065
North Western .. .. .	8,440	5,304	13,744
The Gulf .. .. .	662	405	1,067
Thursday Island .. .. .	513	431	944
Migratory .. .. .	1,708	179	1,887
<b>TOTALS</b> .. .. .	<b>567,471</b>	<b>538,944</b>	<b>1,106,415</b>

\* Combined Metropolitan and Extra-Metropolitan Areas, constitute East Moreton Region.

## CENSUS OF THE COMMONWEALTH OF AUSTRALIA, 1947.

## Queensland—Grouped Ages in Regional Areas—Males—Table 2 (a).

Age Last Birthday	East Moreton (Met.)	East Moreton (Ex-Met.)	West Moreton	Wide Bay	Southern Downs	Central Downs	Western Downs	Border Plains	Maranoa	Warrego	Capri-cornia	Age Last Birthday
00-04	20,150	4,730	3,583	6,711	1,680	3,583	1,419	596	701	642	4,338	00-04
05-09	14,717	3,896	3,062	5,703	1,408	2,786	1,253	522	579	591	3,834	05-09
10-14	12,730	3,283	2,792	4,992	1,202	2,527	1,041	390	471	472	3,388	10-14
15-19	14,185	2,867	2,955	4,682	1,169	2,666	1,008	405	524	623	3,201	15-19
20-24	16,145	2,717	2,798	4,229	1,063	2,332	932	408	470	600	2,959	20-24
25-29	16,289	2,898	2,566	4,277	1,071	2,433	896	396	459	459	2,867	25-29
30-34	15,494	3,077	2,585	4,315	1,138	2,364	992	417	483	485	3,002	30-34
35-39	14,485	2,945	2,520	4,217	1,074	2,341	972	391	444	462	2,894	35-39
40-44	12,717	2,617	2,106	3,490	990	2,002	748	296	381	441	2,565	40-44
45-49	12,041	2,429	1,958	3,218	826	1,747	669	276	390	388	2,369	45-49
50-54	11,404	2,056	1,758	2,720	702	1,551	498	251	313	355	2,052	50-54
55-59	10,805	2,022	1,667	2,788	700	1,415	459	245	275	350	1,898	55-59
60-64	8,347	1,719	1,352	2,231	531	1,185	429	171	258	291	1,439	60-64
65-69	5,814	1,391	962	1,629	425	921	289	126	171	170	1,072	65-69
70-74	3,805	1,001	633	1,079	318	646	180	59	114	120	694	70-74
75-79	2,586	597	383	706	220	471	129	42	87	79	470	75-79
80-84	1,374	282	205	382	99	262	60	24	32	34	263	80-84
85-89	507	103	88	122	28	73	15	11	11	6	99	85-89
90-94	98	13	18	21	5	16	5	2	7	4	17	90-94
95-99	13	1	..	4	2	2	1	..	..	..	4	95-99
100 and over ..	1	..	..	1	..	..	..	..	1	..	..	100 and over
Not Stated ..	1,395	282	117	304	84	161	82	26	24	61	231	Not Stated
<b>TOTAL ..</b>	<b>195,102</b>	<b>40,926</b>	<b>34,108</b>	<b>57,821</b>	<b>14,735</b>	<b>31,484</b>	<b>12,077</b>	<b>5,054</b>	<b>6,195</b>	<b>6,633</b>	<b>39,656</b>	<b>TOTAL</b>
Under 21 years ..	64,726	15,292	12,926	22,943	5,658	12,015	4,893	1,997	2,376	2,449	15,379	Under 21 years
21 years and over	128,981	25,352	21,065	34,574	8,993	19,308	7,102	3,031	3,795	4,123	24,046	21 years & over
Not Stated ..	1,395	282	117	304	84	161	82	26	24	61	231	Not Stated
<b>TOTAL</b>	<b>195,102</b>	<b>40,926</b>	<b>34,108</b>	<b>57,821</b>	<b>14,735</b>	<b>31,484</b>	<b>12,077</b>	<b>5,054</b>	<b>6,195</b>	<b>6,633</b>	<b>39,656</b>	<b>TOTAL</b>

Age Last Birthday	Central High-lands	Western Plains	Pioneer	Port Denison	Burdekin	Northern	North Western	The Gulf	Thursday Island	Migra-tory	TOTAL	Age Last Birthday
00-04	547	891	1,932	657	3,511	4,026	776	67	57	3	60,600	00-04
05-09	446	732	1,729	533	2,941	3,437	574	49	45	3	48,840	05-09
10-14	348	577	1,530	530	2,744	2,895	481	38	32	6	42,469	10-14
15-19	431	867	1,411	533	2,771	2,779	663	63	47	179	44,029	15-19
20-24	465	786	1,233	573	2,965	3,002	875	79	54	323	45,008	20-24
25-29	380	728	1,294	530	2,894	2,930	759	53	47	250	44,476	25-29
30-34	379	662	1,303	497	2,694	2,758	688	40	47	195	43,615	30-34
35-39	325	656	1,300	480	2,694	2,802	611	41	44	159	41,857	35-39
40-44	286	597	1,194	447	2,608	2,696	607	47	33	139	37,007	40-44
45-49	315	628	1,076	443	2,527	2,646	611	26	28	158	34,769	45-49
50-54	259	512	887	336	2,185	2,076	506	43	31	102	30,597	50-54
55-59	257	500	836	300	1,933	1,829	466	35	21	93	28,894	55-59
60-64	215	353	670	269	1,408	1,340	334	23	13	50	22,628	60-64
65-69	144	263	427	169	882	912	186	16	11	12	15,992	65-69
70-74	104	156	278	92	550	591	122	12	2	6	10,562	70-74
75-79	66	116	183	68	408	385	78	6	..	3	7,083	75-79
80-84	28	43	94	36	224	190	34	2	..	..	3,668	80-84
85-89	18	21	31	14	97	58	16	2	..	..	1,320	85-89
90-94	6	3	13	1	11	16	5	..	..	..	261	90-94
95-99	..	3	1	..	3	5	1	..	..	..	40	95-99
100 and over ..	..	..	1	..	..	1	..	..	..	..	5	100 and over
Not Stated ..	33	77	165	63	197	354	47	20	1	27	3,751	Not Stated
<b>TOTAL</b>	<b>5,052</b>	<b>9,171</b>	<b>17,588</b>	<b>6,571</b>	<b>36,247</b>	<b>37,728</b>	<b>8,440</b>	<b>662</b>	<b>513</b>	<b>1,708</b>	<b>567,471</b>	<b>TOTAL</b>
Under 21 years ..	1,886	3,232	6,850	2,369	12,540	13,719	2,677	233	191	265	204,616	Under 21 years
21 years & over	3,133	5,862	10,573	4,139	23,510	23,655	5,716	409	321	1,416	359,104	21 years & over
Not Stated ..	33	77	165	63	197	354	47	20	1	27	3,751	Not Stated
<b>TOTAL</b>	<b>5,052</b>	<b>9,171</b>	<b>17,588</b>	<b>6,571</b>	<b>36,247</b>	<b>37,728</b>	<b>8,440</b>	<b>662</b>	<b>513</b>	<b>1,708</b>	<b>567,471</b>	<b>TOTAL</b>



## STATE OF QUEENSLAND—INDUSTRY.

Queensland—Grouped Ages in Regional Areas—Females—Table 2 (b).

Age Last Birthday	East Moreton (Met.)	East Moreton (Ex-Met.)	West Moreton	Wide Bay	Southern Downs	Central Downs	Western Downs	Border Plains	Maranoa	Warrego	Capri-cornia	Age Last Birthday
00-04	19,492	4,585	3,453	6,387	1,651	3,418	1,375	527	660	650	4,138	00-04
05-09	14,084	3,632	2,814	5,438	1,326	2,766	1,199	474	547	496	3,674	05-09
10-14	12,489	3,075	2,489	4,811	1,097	2,518	974	364	499	487	3,324	10-14
15-19	15,287	2,729	2,496	4,586	1,080	2,597	849	328	460	422	3,107	15-19
20-24	17,279	2,687	2,452	4,272	944	2,385	762	315	411	377	2,888	20-24
25-29	17,099	2,755	2,434	3,973	1,017	2,302	768	349	406	419	2,807	25-29
30-34	16,582	2,970	2,435	4,239	1,032	2,322	865	353	404	401	2,873	30-34
35-39	14,913	2,688	2,232	3,629	972	2,174	779	309	376	381	2,591	35-39
40-44	13,083	2,246	1,975	3,111	758	1,883	570	218	327	261	2,156	40-44
45-49	13,439	2,188	1,877	3,013	687	1,725	470	190	270	235	2,066	45-49
50-54	12,927	1,969	1,650	2,693	651	1,579	397	186	265	228	1,900	50-54
55-59	11,581	1,833	1,477	2,402	532	1,513	344	136	219	200	1,616	55-59
60-64	9,106	1,611	1,278	1,865	538	1,171	318	104	159	147	1,292	60-64
65-69	7,020	1,284	907	1,394	377	973	217	70	114	96	920	65-69
70-74	5,001	825	668	1,064	256	711	151	46	85	44	716	70-74
75-79	3,375	501	416	646	186	517	82	32	56	42	485	75-79
80-84	1,812	239	220	304	101	243	41	15	29	18	241	80-84
85-89	692	85	91	136	32	91	16	7	14	6	99	85-89
90-94	156	21	13	36	8	20	2	..	6	1	21	90-94
95-99	22	4	2	8	..	5	..	..	1	1	2	95-99
100 and over ..	1	1	..	..	..	..	..	..	..	..	..	100 and over
Not Stated ..	1,488	233	112	271	86	159	70	20	20	28	167	Not Stated
<b>TOTAL</b>	<b>206,928</b>	<b>38,161</b>	<b>31,491</b>	<b>54,338</b>	<b>13,331</b>	<b>31,072</b>	<b>10,249</b>	<b>4,043</b>	<b>5,328</b>	<b>4,940</b>	<b>37,083</b>	<b>TOTAL</b>
Under 21 years..	64,689	14,544	11,748	22,160	5,352	11,760	4,563	1,747	2,252	2,131	14,800	Under 21 years
21 years & over	140,751	23,384	19,631	31,907	7,893	19,153	5,616	2,276	3,056	2,781	22,116	21 years & over
Not Stated ..	1,488	233	112	271	86	159	70	20	20	28	167	Not Stated
<b>TOTAL</b>	<b>206,928</b>	<b>38,161</b>	<b>31,491</b>	<b>54,338</b>	<b>13,331</b>	<b>31,072</b>	<b>10,249</b>	<b>4,043</b>	<b>5,328</b>	<b>4,940</b>	<b>37,083</b>	<b>TOTAL</b>

Age Last Birthday	Central High-lands	Western Plains	Pioneer	Port Denison	Burdekin	Northern	North Western	The Gulf	Thursday Island	Migra-tory	TOTAL	Age Last Birthday
00-04	508	852	1,876	649	3,341	3,838	767	46	65	4	58,282	00-04
05-09	451	690	1,623	494	2,852	3,304	547	58	42	8	46,579	05-09
10-14	377	548	1,525	511	2,605	2,755	500	41	36	5	41,030	10-14
15-19	361	596	1,387	486	2,755	2,715	394	38	50	12	42,735	15-19
20-24	314	556	1,300	423	2,640	2,617	486	29	42	24	43,203	20-24
25-29	303	563	1,277	443	2,615	2,631	456	38	56	20	42,731	25-29
30-34	299	559	1,293	451	2,607	2,392	442	33	35	18	42,605	30-34
35-39	252	444	1,082	378	2,147	2,302	368	29	32	10	38,088	35-39
40-44	215	382	902	326	2,066	1,891	281	14	19	11	32,695	40-44
45-49	204	378	835	284	2,028	1,773	324	18	14	18	32,036	45-49
50-54	184	338	767	265	1,827	1,456	234	16	12	15	29,559	50-54
55-59	162	247	641	185	1,482	1,157	180	11	9	10	25,937	55-59
60-64	131	209	487	161	1,083	846	118	4	10	10	20,648	60-64
65-69	90	150	319	126	783	621	82	6	4	6	15,559	65-69
70-74	56	89	189	71	599	345	51	4	1	1	10,973	70-74
75-79	36	56	141	54	382	248	42	..	1	2	7,300	75-79
80-84	24	37	66	18	220	118	13	..	..	..	3,759	80-84
85-89	9	11	21	12	88	39	..	1	..	..	1,450	85-89
90-94	5	3	4	1	12	11	..	..	..	..	320	90-94
95-99	1	..	..	1	3	2	..	..	..	..	52	95-99
100 and over ..	..	..	..	..	..	..	..	..	..	..	2	100 and over
Not Stated ..	15	52	138	50	170	276	19	19	3	5	3,401	Not Stated
<b>TOTAL</b>	<b>3,997</b>	<b>6,760</b>	<b>15,873</b>	<b>5,389</b>	<b>32,305</b>	<b>31,337</b>	<b>5,304</b>	<b>405</b>	<b>431</b>	<b>179</b>	<b>538,944</b>	<b>TOTAL</b>
Under 21 years..	1,750	2,798	6,660	2,225	12,064	13,132	2,302	189	205	32	197,103	Under 21 years
21 years & over	2,232	3,910	9,075	3,114	20,071	17,929	2,983	197	223	142	338,440	21 years & over
Not Stated ..	15	52	138	50	170	276	19	19	3	5	3,401	Not Stated
<b>TOTAL</b>	<b>3,997</b>	<b>6,760</b>	<b>15,873</b>	<b>5,389</b>	<b>32,305</b>	<b>31,337</b>	<b>5,304</b>	<b>405</b>	<b>431</b>	<b>179</b>	<b>538,944</b>	<b>TOTAL</b>

## CENSUS OF THE COMMONWEALTH OF AUSTRALIA, 1947

Queensland—Grouped Ages in Regional Areas—Persons—Table 2 (c).

Age Group	East Moreton (Met.)	East Moreton (Ex-Met.)	West Moreton	Wide Bay	Southern Downs	Central Downs	Western Downs	Border Plains	Maranoa	Warrego	Capricornia	Age Group
00-04	39,642	9,315	7,036	13,098	3,331	7,001	2,794	1,123	1,361	1,292	8,476	00-04
05-09	28,801	7,528	5,876	11,201	2,734	5,552	2,452	996	1,126	1,087	7,508	05-09
10-14	25,219	6,358	5,281	9,803	2,299	5,045	2,015	754	970	959	6,712	10-14
15-19	29,472	5,596	5,451	9,268	2,249	5,263	1,857	733	984	1,045	6,308	15-19
20-24	33,424	5,404	5,250	8,501	2,007	4,717	1,694	723	881	977	5,847	20-24
25-29	33,388	5,653	5,000	8,250	2,088	4,735	1,664	745	865	878	5,674	25-29
30-34	32,076	6,047	5,020	8,554	2,170	4,686	1,857	770	887	886	5,875	30-34
35-39	29,398	5,633	4,752	7,846	2,046	4,515	1,751	700	820	843	5,485	35-39
40-44	25,800	4,863	4,081	6,601	1,748	3,885	1,318	514	708	702	4,721	40-44
45-49	25,480	4,617	3,835	6,231	1,513	3,472	1,139	466	660	623	4,435	45-49
50-54	24,331	4,025	3,408	5,413	1,353	3,130	895	437	578	583	3,952	50-54
55-59	22,386	3,855	3,144	5,190	1,232	2,928	803	381	494	550	3,514	55-59
60-64	17,453	3,330	2,630	4,096	1,069	2,356	747	275	417	438	2,731	60-64
65-69	12,834	2,675	1,869	3,023	802	1,894	506	196	285	266	1,992	65-69
70-74	8,806	1,826	1,301	2,143	574	1,357	331	105	199	164	1,410	70-74
75-79	5,961	1,098	799	1,352	406	988	211	74	143	121	955	75-79
80-84	3,186	521	425	686	200	505	101	39	61	52	504	80-84
85-89	1,199	188	179	258	60	164	31	18	25	12	198	85-89
90-94	254	34	31	57	13	36	7	2	13	5	38	90-94
95-99	35	5	2	12	2	7	1	..	1	1	6	95-99
100 and over ..	2	1	..	1	..	..	..	..	1	..	..	100 & over
Not Stated ..	2,883	515	229	575	170	320	152	46	44	89	398	Not Stated
<b>TOTAL</b>	<b>402,030</b>	<b>79,087</b>	<b>65,599</b>	<b>112,159</b>	<b>28,066</b>	<b>62,556</b>	<b>22,326</b>	<b>9,097</b>	<b>11,523</b>	<b>11,573</b>	<b>76,739</b>	<b>TOTAL</b>
<b>Under 21 years ..</b>	<b>129,415</b>	<b>29,836</b>	<b>24,674</b>	<b>45,103</b>	<b>11,010</b>	<b>23,775</b>	<b>9,456</b>	<b>3,744</b>	<b>4,628</b>	<b>4,580</b>	<b>30,179</b>	<b>Under 21 years</b>
<b>21 years and over</b>	<b>269,732</b>	<b>48,736</b>	<b>40,696</b>	<b>66,481</b>	<b>16,886</b>	<b>38,461</b>	<b>12,718</b>	<b>5,307</b>	<b>6,851</b>	<b>6,904</b>	<b>46,162</b>	<b>21 years &amp; over</b>
<b>Not Stated ..</b>	<b>2,883</b>	<b>515</b>	<b>229</b>	<b>575</b>	<b>170</b>	<b>320</b>	<b>152</b>	<b>46</b>	<b>44</b>	<b>89</b>	<b>398</b>	<b>Not Stated</b>
<b>TOTAL</b>	<b>402,030</b>	<b>79,087</b>	<b>65,599</b>	<b>112,159</b>	<b>28,066</b>	<b>62,556</b>	<b>22,326</b>	<b>9,097</b>	<b>11,523</b>	<b>11,573</b>	<b>76,739</b>	<b>TOTAL</b>

Age Group	Central High-lands	Western Plains	Pioneer	Port Denison	Burdekin	Northern	North Western	The Gulf	Thursday Island	Migratory	TOTAL	Age Group
00-04	1,055	1,743	3,808	1,306	6,852	7,864	1,543	113	122	7	118,882	00-04
05-09	897	1,422	3,352	1,027	5,793	6,741	1,121	107	87	11	95,419	05-09
10-14	725	1,125	3,055	1,041	5,349	5,650	981	79	68	11	83,499	10-14
15-19	792	1,463	2,798	1,019	5,526	5,494	1,057	101	97	191	86,764	15-19
20-24	779	1,342	2,533	996	5,605	5,619	1,361	108	96	347	88,211	20-24
25-29	683	1,291	2,571	973	5,509	5,561	1,215	91	103	270	87,207	25-29
30-34	678	1,221	2,596	948	5,301	5,150	1,130	73	82	213	86,220	30-34
35-39	577	1,100	2,382	858	4,841	5,104	979	70	76	169	79,945	35-39
40-44	501	979	2,096	773	4,674	4,587	888	61	52	150	69,702	40-44
45-49	519	1,006	1,911	727	4,555	4,419	935	44	42	176	66,805	45-49
50-54	443	850	1,654	601	4,012	3,532	740	59	43	117	60,156	50-54
55-59	419	747	1,477	485	3,415	2,986	646	46	30	103	54,831	55-59
60-64	346	562	1,157	430	2,491	2,186	452	27	23	60	43,276	60-64
65-69	234	413	746	295	1,665	1,533	268	22	15	18	31,551	65-69
70-74	160	245	467	163	1,149	936	173	16	3	7	21,535	70-74
75-79	102	172	324	122	790	633	120	6	1	5	14,383	75-79
80-84	52	80	160	54	444	308	47	2	..	..	7,427	80-84
85-89	27	32	52	26	185	97	16	3	..	..	2,770	85-89
90-94	11	6	17	2	23	27	5	..	..	..	581	90-94
95-99	1	3	1	1	6	7	1	..	..	..	92	95-99
100 and over ..	..	..	1	..	..	1	..	..	..	..	7	100 and over
Not Stated ..	48	129	303	113	367	630	66	39	4	32	7,152	Not Stated
<b>TOTAL</b>	<b>9,049</b>	<b>15,931</b>	<b>33,461</b>	<b>11,960</b>	<b>68,552</b>	<b>69,065</b>	<b>13,744</b>	<b>1,067</b>	<b>944</b>	<b>1,887</b>	<b>1,106,415</b>	<b>TOTAL</b>
<b>Under 21 years ..</b>	<b>3,636</b>	<b>6,030</b>	<b>13,510</b>	<b>4,594</b>	<b>24,604</b>	<b>26,851</b>	<b>4,979</b>	<b>422</b>	<b>396</b>	<b>297</b>	<b>401,719</b>	<b>Under 21 years</b>
<b>21 years and over</b>	<b>5,365</b>	<b>9,772</b>	<b>19,648</b>	<b>7,253</b>	<b>43,581</b>	<b>41,584</b>	<b>8,699</b>	<b>606</b>	<b>544</b>	<b>1,558</b>	<b>697,544</b>	<b>21 years &amp; over</b>
<b>Not Stated ..</b>	<b>48</b>	<b>129</b>	<b>303</b>	<b>113</b>	<b>367</b>	<b>630</b>	<b>66</b>	<b>39</b>	<b>4</b>	<b>32</b>	<b>7,152</b>	<b>Not Stated</b>
<b>TOTAL</b>	<b>9,049</b>	<b>15,931</b>	<b>33,461</b>	<b>11,960</b>	<b>68,552</b>	<b>69,065</b>	<b>13,744</b>	<b>1,067</b>	<b>944</b>	<b>1,887</b>	<b>1,106,415</b>	<b>TOTAL</b>

Queensland—Conjugal Condition of Males recorded in each Regional Area—Table 3 (a).

REGIONAL AREA	NEVER MARRIED			Married (a)	Widowed	Divorced	Not Stated	TOTAL
	Under 15 years of age	15 years of age and over	Total					
East Moreton (Metropolitan) .. ..	47,597	48,866	96,463	90,895	5,929	1,312	503	195,102
East Moreton (Ex Metropolitan) .. ..	11,909	9,286	21,195	18,314	1,078	210	129	40,926
West Moreton .. .. .	9,437	8,856	18,293	14,731	902	106	76	34,108
Wide Bay .. .. .	17,406	13,822	31,228	24,846	1,444	173	130	57,821
Southern Downs .. .. .	4,290	3,776	8,066	6,198	392	38	41	14,735
Central Downs .. .. .	8,896	8,227	17,123	13,354	812	101	94	31,484
Western Downs .. .. .	3,713	3,261	6,974	4,743	282	38	40	12,077
Border Plains .. .. .	1,508	1,442	2,950	1,946	114	28	16	5,054
Maranoa .. .. .	1,751	1,705	3,456	2,518	151	36	34	6,195
Warrego .. .. .	1,705	2,242	3,947	2,404	183	42	57	6,633
Capricornia .. .. .	11,560	10,352	21,912	16,330	1,124	175	115	39,656
Central Highlands .. .. .	1,341	1,649	2,990	1,893	136	12	21	5,052
Western Plains .. .. .	2,200	3,252	5,452	3,362	220	44	93	9,171
Pioneer .. .. .	5,191	4,572	9,763	7,220	462	63	80	17,588
Port Denison .. .. .	1,720	1,864	3,584	2,723	194	31	39	6,571
Burdekin .. .. .	9,196	10,481	19,677	15,205	1,046	155	164	36,247
Northern .. .. .	10,358	11,026	21,384	14,957	963	184	240	37,728
North Western .. .. .	1,831	3,286	5,117	2,993	213	63	54	8,440
The Gulf .. .. .	154	301	455	194	11	..	2	662
Thursday Island .. .. .	131	159	293	199	12	8	1	513
Migratory Population .. .. .	12	874	886	657	47	19	59	1,708
<b>TOTAL .. .. .</b>	<b>151,909</b>	<b>149,299</b>	<b>301,208</b>	<b>245,682</b>	<b>15,715</b>	<b>2,838</b>	<b>2,028</b>	<b>567,471</b>

(a) Includes males permanently separated (legally or otherwise).

Queensland—Conjugal Condition of Females recorded in each Regional Area—Table 3 (b).

REGIONAL AREA	NEVER MARRIED			Married (a)	Widowed	Divorced	Not Stated	TOTAL
	Under 15 years of age	15 years of age and over	Total					
East Moreton (Metropolitan) .. ..	46,065	46,283	92,348	93,682	18,608	1,669	621	206,928
East Moreton (Ex Metropolitan) .. ..	11,292	5,899	17,191	18,312	2,385	179	94	38,161
West Moreton .. .. .	8,756	5,915	14,671	14,627	2,058	84	51	31,491
Wide Bay .. .. .	16,696	9,228	25,924	24,914	3,239	148	113	54,338
Southern Downs .. .. .	4,074	2,310	6,384	6,056	831	32	28	13,331
Central Downs .. .. .	8,702	6,347	15,049	13,691	2,146	105	81	31,072
Western Downs .. .. .	3,548	1,623	5,171	4,540	489	16	33	10,249
Border Plains .. .. .	1,365	608	1,973	1,820	227	14	9	4,043
Maranoa .. .. .	1,706	867	2,573	2,421	308	18	8	5,328
Warrego .. .. .	1,633	770	2,403	2,228	258	18	33	4,940
Capricornia .. .. .	11,136	6,834	17,970	16,273	2,626	137	77	37,083
Central Highlands .. .. .	1,336	653	1,989	1,750	246	8	4	3,997
Western Plains .. .. .	2,090	1,182	3,272	3,029	408	19	32	6,760
Pioneer .. .. .	5,024	2,662	7,686	7,215	885	50	37	15,873
Port Denison .. .. .	1,654	797	2,451	2,567	348	10	13	5,389
Burdekin .. .. .	8,798	5,865	14,663	14,896	2,544	135	67	32,305
Northern .. .. .	9,897	4,946	14,843	14,411	1,880	110	93	31,337
North Western .. .. .	1,814	753	2,567	2,442	265	17	13	5,304
The Gulf .. .. .	145	93	238	151	15	..	1	405
Thursday Island .. .. .	143	105	248	159	22	2	..	431
Migratory Population .. .. .	17	56	73	89	12	4	1	179
<b>TOTAL .. .. .</b>	<b>145,891</b>	<b>103,796</b>	<b>249,687</b>	<b>245,273</b>	<b>39,800</b>	<b>2,775</b>	<b>1,409</b>	<b>538,944</b>

(a) Includes females permanently separated (legally or otherwise).

Queensland—Males with Dependent Children under 16 years of age Recorded in each Regional Area—Table 4 (a).

REGIONAL AREA	DEPENDENT CHILDREN TO THE NUMBER OF												Total Males with Dependent Children	Total Number of Children Dependent on Males
	1	2	3	4	5	6	7	8	9	10	11	12		
East Moreton (Metropolitan)	20,863	14,511	6,542	2,590	1,009	409	128	50	20	3	1	..	46,126	88,887
East Moreton (Extra-Met.)	3,876	3,096	1,696	891	395	173	74	27	12	2	1	..	10,243	22,606
West Moreton	3,392	2,523	1,357	664	260	123	38	22	7	4	2	..	8,395	17,788
Wide Bay	5,460	4,499	2,626	1,293	567	269	113	50	11	6	2	..	14,896	33,329
Southern Downs	1,321	1,153	631	317	141	88	29	5	4	..	2	..	3,691	8,322
Central Downs	2,946	2,370	1,335	662	295	125	47	22	14	1	..	..	7,817	17,205
Western Downs	976	936	567	304	157	60	29	13	5	2	..	..	3,049	7,282
Border Plains	423	357	233	110	54	36	17	7	5	..	..	..	1,242	2,982
Maranoa	516	453	273	134	64	30	18	7	..	..	..	..	1,495	3,459
Warrego	507	467	274	108	65	31	9	2	3	2	..	1	1,469	3,344
Capricornia	3,562	2,893	1,620	864	397	192	90	31	12	2	..	..	9,663	21,807
Central Highlands	380	368	208	112	46	28	9	3	1	..	..	..	1,155	2,682
Western Plains	731	629	348	182	88	44	13	2	4	..	..	..	2,041	4,608
Pioneer	1,596	1,329	778	375	179	92	30	14	3	5	..	..	4,401	9,934
Port Denison	668	507	241	118	61	33	8	3	1	..	..	..	1,640	3,469
Burdekin	3,535	2,744	1,311	570	252	104	41	8	3	3	..	..	8,571	17,528
Northern	3,288	2,705	1,579	733	324	147	50	26	13	..	..	..	8,865	19,544
North Western	688	525	340	148	68	47	11	3	1	..	..	..	1,831	4,082
The Gulf	33	34	15	9	7	7	4	..	..	..	..	..	109	287
Thursday Island	57	24	25	9	7	1	6	..	..	..	..	..	129	299
Migratory Population	127	81	31	12	7	3	1	3	..	..	..	..	265	514
TOTAL	54,945	42,204	22,030	10,205	4,443	2,045	765	298	119	30	8	1	137,093	289,958

Queensland—Females with Dependent Children under 16 years of age Recorded in each Regional Area—Table 4 (b).

REGIONAL AREA	DEPENDENT CHILDREN TO THE NUMBER OF								Total Females with Dependent Children	Total Number of Children Dependent on Females
	1	2	3	4	5	6	7	8		
East Moreton (Metropolitan)	2,502	980	313	119	42	7	3	1	3,967	6,158
East Moreton (Extra-Metropolitan)	356	173	79	23	16	4	..	2	653	1,151
West Moreton	257	119	38	18	8	..	1	..	441	728
Wide Bay	438	198	98	54	18	8	5	1	820	1,525
Southern Downs	131	53	28	11	6	..	..	1	230	403
Central Downs	295	129	46	19	11	2	..	..	502	834
Western Downs	75	47	22	8	3	..	1	..	156	289
Border Plains	54	19	9	6	2	2	1	1	94	180
Maranoa	49	21	14	5	4	1	..	1	95	187
Warrego	69	27	12	2	4	1	..	..	115	193
Capricornia	376	178	66	40	20	2	4	..	686	1,230
Central Highlands	22	18	10	8	3	1	..	..	62	141
Western Plains	87	45	20	6	2	..	..	1	161	279
Pioneer	161	78	29	7	6	3	..	..	284	480
Port Denison	52	23	5	7	1	..	..	..	88	146
Burdekin	369	150	78	33	9	1	2	..	642	1,100
Northern	376	190	102	37	14	6	3	..	728	1,337
North Western	87	37	25	11	8	1	..	..	169	326
The Gulf	5	3	2	2	1	1	..	..	14	36
Thursday Island	11	..	3	..	..	..	..	..	14	20
Migratory Population	1	1	..	..	..	..	..	..	2	3
TOTAL	5,773	2,489	999	416	178	40	20	8	9,923	16,746

Queensland—Occupational Status of Males Recorded in each Regional Area—Table 5 (a).

REGIONAL AREA	IN WORK FORCE						Not at Work (a)	Total in Work Force	Not in Work Force	Occupational Status not Stated	GRAND TOTAL
	AT WORK										
	Employer	Self Employed	Employee (on wage or salary)	Helper (not on wage or salary)	TOTAL						
East Moreton (Metropolitan) ..	8,580	9,873	102,435	232	121,120	5,530	126,650	67,682	770	195,102	
East Moreton (Extra-Met.) ..	3,362	7,591	12,373	525	23,851	887	24,738	15,873	315	40,926	
West Moreton .. .. .	1,900	4,437	14,341	610	21,288	436	21,724	12,266	118	34,108	
Wide Bay .. .. .	3,898	9,077	20,211	1,007	34,193	1,611	35,804	21,760	257	57,821	
Southern Downs .. .. .	1,092	3,039	4,782	200	9,113	263	9,376	5,287	72	14,735	
Central Downs .. .. .	2,170	4,562	11,581	526	18,839	572	19,411	11,878	195	31,484	
Western Downs .. .. .	1,035	2,332	3,920	198	7,485	200	7,685	4,329	63	12,077	
Border Plains .. .. .	490	449	2,188	20	3,147	145	3,292	1,743	19	5,054	
Maranoa .. .. .	534	874	2,370	88	3,866	205	4,071	2,100	24	6,195	
Warrego .. .. .	543	342	3,338	27	4,250	271	4,521	2,086	26	6,633	
Capricornia .. .. .	2,055	4,558	16,981	464	24,058	1,028	25,086	14,386	184	39,656	
Central Highlands .. .. .	358	533	2,301	43	3,235	106	3,341	1,678	33	5,052	
Western Plains .. .. .	795	544	4,664	24	6,027	357	6,384	2,753	34	9,171	
Pioneer .. .. .	1,268	1,966	6,807	206	10,247	844	11,091	6,390	107	17,588	
Port Denison .. .. .	356	886	2,938	59	4,239	127	4,366	2,155	50	6,571	
Burdekin .. .. .	2,167	2,651	18,406	116	23,340	930	24,270	11,836	141	36,247	
Northern .. .. .	2,274	4,141	17,034	248	23,697	991	24,688	12,770	270	37,728	
North Western .. .. .	534	601	4,909	18	6,062	211	6,273	2,137	30	8,440	
The Gulf .. .. .	46	53	355	4	458	13	471	189	2	662	
Thursday Island .. .. .	23	28	274	1	326	34	360	152	1	513	
Migratory Population .. .. .	41	68	1,514	5	1,628	38	1,666	33	9	1,708	
TOTAL .. .. .	33,521	58,605	253,722	4,621	350,469	14,799	365,268	199,483	2,720	567,471	

(a) Includes males who were (1) unable to secure employment, (2) temporarily laid off from their jobs and (3) not actively seeking work at the time of the Census on account of sickness or accident, industrial dispute, resting between jobs or for any other reason.

Queensland—Occupational Status of Females Recorded in each Regional Area—Table 5 (b).

REGIONAL AREA	IN WORK FORCE						Not at Work (a)	Total in Work Force	Not in Work Force	Occupational Status not Stated	GRAND TOTAL
	AT WORK										
	Employer	Self Employed	Employee (on wage or salary)	Helper (not on wage or salary)	TOTAL						
East Moreton (Metropolitan) ..	1,208	2,372	39,501	86	43,167	1,325	44,492	162,173	263	206,928	
East Moreton (Extra-Met.) ..	376	485	3,649	104	4,614	196	4,810	33,299	52	38,161	
West Moreton .. .. .	224	317	3,795	132	4,468	102	4,570	26,881	40	31,491	
Wide Bay .. .. .	393	544	5,817	173	6,927	249	7,176	47,110	52	54,338	
Southern Downs .. .. .	132	184	1,318	28	1,662	56	1,718	11,602	11	13,331	
Central Downs .. .. .	284	345	3,782	108	4,519	142	4,661	26,339	72	31,072	
Western Downs .. .. .	101	128	1,027	25	1,281	22	1,303	8,938	8	10,249	
Border Plains .. .. .	56	42	484	6	588	25	613	3,426	4	4,043	
Maranoa .. .. .	59	67	613	10	749	28	777	4,547	4	5,328	
Warrego .. .. .	76	33	718	3	830	32	862	4,077	1	4,940	
Capricornia .. .. .	280	423	4,655	127	5,485	234	5,719	31,330	34	37,083	
Central Highlands .. .. .	51	44	454	6	555	20	575	3,420	2	3,997	
Western Plains .. .. .	130	65	990	3	1,188	37	1,225	5,529	6	6,760	
Pioneer .. .. .	120	137	1,829	14	2,100	108	2,208	13,653	12	15,873	
Port Denison .. .. .	49	55	562	5	671	32	703	4,678	8	5,389	
Burdekin .. .. .	235	310	4,360	21	4,926	224	5,150	27,125	30	32,305	
Northern .. .. .	273	399	3,540	43	4,255	163	4,418	26,879	40	31,337	
North Western .. .. .	67	45	798	6	916	32	948	4,354	2	5,304	
The Gulf .. .. .	5	2	56	..	63	4	67	338	..	405	
Thursday Island .. .. .	4	4	69	..	77	5	82	348	1	431	
Migratory Population .. .. .	3	8	46	..	57	9	66	112	1	179	
TOTAL .. .. .	4,123	6,009	78,063	900	89,098	3,045	92,143	446,158	643	538,944	

(a) Includes females who were (1) unable to secure employment, (2) temporarily laid off from their jobs and (3) not actively seeking work at the time of the Census on account of sickness or accident, industrial dispute, resting between jobs or for any other reason.

## Queensland—Males in Regional Areas classified

Group	INDUSTRY	East Moreton (Met.)	East Moreton (Ex-Met.)	West Moreton	Wide Bay	Southern Downs	Central Downs	Western Downs	Border Plains	Maranoa
<b>A. PRIMARY PRODUCTION—</b>										
	Fishing .. .. .	268	430	1	314	1	1	..	..	..
	Hunting and Trapping .. .. .	4	6	..	6	114	2	2	74	28
	Agriculture, Grazing and Dairying—									
	Agriculture and Mixed Farming .. .. .	2,315	5,494	2,485	6,993	2,750	2,776	965	62	30
	Grazing .. .. .	496	268	288	1,151	817	457	1,769	1,757	1,697
	Dairying .. .. .	725	4,658	4,038	6,212	900	3,645	1,406	20	166
	Pig Farming .. .. .	49	27	8	29	8	17	5	3	..
	Poultry Farming .. .. .	571	237	33	60	22	80	4	1	1
	Beekeeping .. .. .	22	46	10	14	24	2	4	1	..
	Other .. .. .	59	34	31	72	34	38	77	37	51
	TOTAL .. .. .	4,237	10,764	6,893	14,531	4,555	7,015	4,230	1,881	2,216
	Forestry .. .. .	247	752	219	1,372	194	293	212	10	25
	TOTAL GROUP A .. .. .	4,756	11,952	7,113	16,223	4,864	7,311	4,444	1,965	2,269
<b>B. MINING AND QUARRYING—</b>										
	Mining .. .. .	132	145	1,734	423	114	153	11	..	24
	Quarrying .. .. .	131	27	15	15	3	12	1	..	..
	TOTAL GROUP B .. .. .	263	172	1,749	438	117	165	12	..	24
<b>C. Manufacturing :</b>										
	Inadequately defined .. .. .	415	15	18	12	3	13	..	..	..
	Manufacture relating to Cement Bricks, Glass, Stone, Coke, Oil, etc. .. .. .	1,675	71	159	62	24	68	3	..	..
	Founding, Engineering and Metalworking (including Shipbuilding) .. .. .	8,197	288	317	1,238	74	1,048	83	15	22
	Manufacture, Assembly and Repair of Vehicles Parts and Accessories .. .. .	2,824	94	2,244	312	44	253	2	5	24
	Manufacture of Textile and Fibrous Materials (not Dress) .. .. .	335	11	408	3	..	5	..	..	..
	Manufacture of Clothing .. .. .	888	38	56	75	20	36	5	4	4
	Boot and Shoe Making (other than Rubber) Accessories and Repairing .. .. .	1,148	44	45	69	25	68	16	3	7
	Manufacture of Food and Drink .. .. .	6,486	741	454	1,626	332	974	146	45	66
	Tobacco Manufacture .. .. .	72	1	1	..	..	..	..	..	..
	Manufacture of Furniture, Fittings (not metal), Woodworking, Basketware, etc. .. .. .	4,422	983	633	1,629	203	307	229	56	51
	Paper, Printing, Bookbinding and Photography .. .. .	2,597	116	104	157	48	151	16	8	7
	Manufacture of Paints, Non-mineral Oils, Grease .. .. .	305	9	7	36	..	11	..	..	..
	Manufacture of Chemicals, Dyes, etc. .. .. .	373	16	10	3	7	1	..	..	..
	Manufacture of Explosives .. .. .	1	..	..	..	..	..	..	..	..
	Jewellery, Watchmaking, Electroplating and Minting .. .. .	392	22	12	27	3	39	6	..	2
	Preparation of Skins and Leather, Manufacture of Goods of Leather and Leather Substitutes (not clothing or footwear) .. .. .	1,120	27	21	27	9	39	10	3	7
	Manufacture of Rubber Goods .. .. .	574	17	10	32	6	18	12	4	1
	Manufacture of Musical, Surgical and Scientific Instruments and Apparatus .. .. .	242	14	4	11	..	17	1	..	..
	Manufacture of Plastic Products .. .. .	57	2	4	2	..	1	..	..	..
	Other Manufacture .. .. .	159	6	7	1	..	..	..	..	..
	Gas and Electricity .. .. .	1,542	89	108	201	44	118	15	9	17
	TOTAL GROUP C .. .. .	33,824	2,604	4,622	5,523	842	3,167	544	152	208
<b>D. BUILDING AND CONSTRUCTION—</b>										
	Inadequately defined .. .. .	15	2	..	5	..	..	1	..	..
	Construction and Repair of Buildings .. .. .	8,941	1,124	562	1,348	235	878	186	75	75
	Construction Works and Maintenance (other than buildings) .. .. .	6,078	1,218	1,265	1,777	540	853	526	273	445
	TOTAL GROUP D .. .. .	15,034	2,344	1,827	3,130	775	1,731	713	348	520

according to Industry—Summary Table—Table 6 (a).

Warrego	Capri-cornia	Central Highlands	Western Plains	Pioneer	Port Denison	Burdekin	Northern	North Western	The Gulf	Thursday Island	Migratory Population	TOTAL
.. 8	194 20	.. 44	1 85	106 4	37 2	111 3	756 7	.. 127	3 2	47 ..	304 ..	2,574 538
23 2,785 14 .. 1 1 54	1,870 1,846 2,925 11 59 12 87	40 1,514 11 1 1 .. 27	38 3,695 18 1 1 .. 77	3,620 313 194 2 8 .. 12	1,008 228 18 .. 2 1 2	4,259 887 98 17 37 2 20	6,177 570 919 10 49 1 24	46 2,530 23 2 3 1 66	2 307 .. .. .. .. 2	2 .. .. .. .. .. ..	25 6 3 .. .. .. ..	41,248 23,381 25,993 190 1,170 141 804
2,878	6,810	1,594	3,830	4,149	1,256	5,320	7,750	2,671	311	2	34	92,927
6	297	45	5	78	51	151	544	20	7	2	4	4,534
2,892	7,321	1,683	3,921	4,337	1,346	5,585	9,057	2,818	323	51	342	100,573
3 ..	1,445 28	256 1	3 1	28 7	576 ..	304 12	753 7	1,188 13	3 ..	.. ..	4 ..	7,299 273
3	1,473	257	4	35	576	316	760	1,201	3	..	4	7,572
.. 1 25 4 .. 6 8 44 .. 10 10 .. 1 .. 1 15 5 2 .. .. 11	12 86 403 744 27 54 59 2,368 1 416 135 12 8 .. 22 21 24 6 .. 12 188	.. .. 13 27 .. 3 6 36 .. 51 7 1 .. 2 5 1 .. 1 11	1 19 35 7 3 14 12 55 .. 6 21 2 .. 3 87 2 1 .. .. 23	6 26 282 69 .. 39 13 974 .. 161 72 .. 10 .. 6 9 19 5 .. 82 55	2 19 21 27 .. 6 8 413 .. 49 17 1 33 .. 3 4 .. .. 19 5 19	13 98 406 836 8 46 48 2,867 1 342 176 18 31 1 23 19 16 .. .. 5 241	6 73 262 249 2 56 39 1,947 1 1,340 130 2 9 .. 32 17 19 14 .. .. .. 242	.. .. 84 43 4 4 6 67 .. 2 4 .. 1 40 .. .. .. 16	.. .. 1 .. .. 1 2 5 .. 2 .. .. .. .. 3 .. .. .. 5	.. 4 8 1 1 .. 1 7 .. 5 5 2 .. .. .. .. .. .. .. 5	516 2,388 12,883 7,809 806 1,356 1,627 19,655 77 10,897 3,781 406 502 2 594 1,487 763 334 66 272 2,954 69,175 24 17,048 21,020 38,092	
143	4,598	163	291	1,828	623	5,216	4,440	271	6	76	34	69,175
.. 75 326 401	.. 882 1,920 2,802	.. 39 345 384	.. 101 558 659	1 395 718 1,114	.. 83 330 413	.. 1,060 1,708 2,768	.. 842 1,579 2,421	.. 112 474 586	.. 5 26 31	.. 26 11 37	.. 4 50 54	24 17,048 21,020 38,092

## Queensland—Males in Regional Areas classified

Group	INDUSTRY	East Moreton (Met.)	East Moreton (Ex-Met.)	West Moreton	Wide Bay	Southern Downs	Central Downs	Western Downs	Border Plains	Maranoa
<b>E. TRANSPORT AND STORAGE—</b>										
	Inadequately defined .. .. .	415	44	22	19	16	26	6	3	1
	Road Transport and Storage .. .. .	6,762	1,009	642	1,297	361	914	339	156	135
	Shipping .. .. .	1,172	80	6	52	..	3	..	1	3
	Loading and discharging Vessels .. .. .	2,316	23	6	84	..	1	..	..	..
	Rail Transport .. .. .	3,188	291	769	1,182	273	678	125	41	180
	Air Transport .. .. .	605	8	11	7	1	1	..	..	..
	<b>TOTAL GROUP E</b> .. .. .	<b>14,458</b>	<b>1,455</b>	<b>1,456</b>	<b>2,641</b>	<b>651</b>	<b>1,623</b>	<b>470</b>	<b>201</b>	<b>319</b>
<b>F. COMMUNICATION</b> .. .. .		2,809	251	158	272	82	169	68	36	41
<b>G. FINANCE AND PROPERTY:</b>										
	Banking .. .. .	1,348	176	143	303	87	169	90	43	45
	Insurance .. .. .	1,307	43	64	114	29	103	11	4	16
	Other—Offices, Agencies, etc. .. .. .	772	73	27	83	9	86	17	..	2
	<b>TOTAL GROUP G</b> .. .. .	<b>3,427</b>	<b>292</b>	<b>234</b>	<b>500</b>	<b>125</b>	<b>358</b>	<b>118</b>	<b>47</b>	<b>63</b>
<b>H. COMMERCE—</b>										
	Inadequately defined .. .. .	187	12	7	17	1	17	14	..	..
	Wholesale Trade (other than Livestock and Primary Dealing, etc.) .. .. .	7,786	375	229	564	132	402	97	29	51
	Livestock and Primary Produce dealing, etc. .. .. .	1,296	68	80	90	85	173	68	41	28
	Retail Trade .. .. .	9,985	1,476	1,202	2,239	524	1,269	337	149	163
	<b>TOTAL GROUP H</b> .. .. .	<b>19,254</b>	<b>1,931</b>	<b>1,518</b>	<b>2,910</b>	<b>742</b>	<b>1,861</b>	<b>516</b>	<b>219</b>	<b>242</b>
<b>I. PUBLIC AUTHORITY (n.e.i.) AND PROFESSIONAL ACTIVITIES—</b>										
	Public Authority Activities n.e.i. .. .. .	6,220	286	269	298	96	193	72	27	41
	Defence—Enlisted Personnel .. .. .	2,379	114	559	68	172	220	10	4	4
	Defence—Civilian Employees .. .. .	1,042	33	84	7	20	133	1	..	..
	Law, Order and Public Safety .. .. .	1,590	123	123	192	54	121	29	23	32
	Religion and Social Welfare .. .. .	625	91	99	200	28	71	29	5	15
	Health, Hospitals, etc. .. .. .	2,012	169	407	302	59	295	57	21	31
	Education .. .. .	1,590	250	317	379	105	247	69	20	24
	Other Professional .. .. .	868	64	24	73	16	59	14	9	8
	<b>TOTAL GROUP I</b> .. .. .	<b>16,326</b>	<b>1,130</b>	<b>1,882</b>	<b>1,519</b>	<b>550</b>	<b>1,339</b>	<b>281</b>	<b>109</b>	<b>155</b>
<b>J. AMUSEMENT, HOTELS, CAFES, PERSONAL SERVICE, ETC.—</b>										
	Amusement, Sport and Recreation .. .. .	2,115	319	96	216	52	220	50	26	30
	Hotels, Cafes, Personal Service, etc. .. .. .	3,750	792	322	696	220	471	160	101	88
	<b>TOTAL GROUP J</b> .. .. .	<b>5,865</b>	<b>1,111</b>	<b>418</b>	<b>912</b>	<b>272</b>	<b>691</b>	<b>210</b>	<b>127</b>	<b>118</b>
<b>K. OTHER INDUSTRIES</b>		3	..	..	..	..	..	..	..	..
<b>L. INDUSTRY INADEQUATELY DEFINED:</b>		5,320	676	406	806	155	492	128	38	46
<b>M. INDUSTRY NOT STATED:</b> .. .. .		6,081	1,135	459	1,187	273	699	244	69	90
<b>N. PERSONS NOT IN WORK FORCE:</b> .. .. .		67,682	15,873	12,266	21,760	5,287	11,878	4,329	1,743	2,100
	<b>GRAND TOTAL</b> .. .. .	<b>195,102</b>	<b>40,926</b>	<b>34,108</b>	<b>57,821</b>	<b>14,735</b>	<b>31,484</b>	<b>12,077</b>	<b>5,054</b>	<b>6,195</b>



according to Industry—Summary Table—Table 6 (a)—continued.

Warrego	Capri-cornia	Central Highlands	Western Plains	Pioneer.	Port Denison	Burdekin	Northern	North Western	The Gulf	Thursday Island	Migratory Population	TOTAL
2	25	..	5	2	..	14	19	1	..	..	..	620
207	776	100	222	308	92	766	756	157	15	12	4	15,030
..	88	..	..	74	24	201	185	1	8	19	1,056	2,973
..	237	..	..	253	102	603	506	..	..	25	2	4,158
85	1,426	267	147	319	262	1,296	715	333	3	..	27	11,607
1	12	..	10	5	22	53	56	18	9	..	..	819
295	2,564	367	384	961	502	2,933	2,237	510	35	56	1,089	35,207
55	251	36	72	75	35	293	243	79	8	11	4	5,048
37	194	22	55	82	32	188	203	38	2	2	4	3,263
4	113	3	2	47	6	126	82	3	..	..	..	2,077
4	47	3	6	23	4	42	52	2	..	..	..	1,232
45	354	28	63	152	42	356	337	43	2	2	4	6,592
..	26	1	1	5	4	43	14	1	2	..	1	353
44	1,072	18	60	265	102	1,171	520	29	1	11	7	12,965
37	82	11	38	6	2	52	45	20	..	..	2	2,224
169	1,582	130	282	814	197	1,428	1,358	174	18	21	7	23,524
250	2,762	160	381	1,090	305	2,694	1,937	224	21	32	17	39,066
65	341	32	75	131	59	467	399	79	7	40	12	9,209
7	47	14	8	17	7	322	95	7	..	..	52	4,106
1	3	..	..	1	3	167	20	..	..	..	1	1,516
38	162	22	41	74	20	208	199	48	8	5	2	3,114
8	124	13	21	29	12	228	99	20	9	6	9	1,741
34	187	18	40	88	31	164	210	45	4	7	6	4,187
21	270	17	27	111	31	233	235	26	3	3	2	3,930
10	71	9	11	44	8	98	92	13	1	..	2	1,494
184	1,205	125	223	495	171	1,887	1,349	238	32	61	86	29,347
34	258	10	59	111	79	351	181	31	1	1	3	4,243
106	575	69	142	242	105	585	567	137	5	11	8	9,152
140	833	79	201	353	184	936	748	168	6	12	11	13,395
..	..	..	..	..	..	..	..	..	..	..	..	3
41	467	32	69	200	62	616	692	56	2	13	6	10,323
98	640	60	150	558	157	811	737	109	4	10	24	13,595
2,086	14,386	1,678	2,753	6,390	2,155	11,836	12,770	2,137	189	152	33	199,483
6,633	39,656	5,052	9,171	17,588	6,571	36,247	37,728	8,440	662	513	1,708	567,471

## Queensland—Females in Regional Areas classified

Group	INDUSTRY	East Moreton (Met.)	East Moreton (Ex-Met.)	West Moreton	Wide Bay	Southern Downs	Central Downs	Western Downs	Border Plains	Maranoa
<b>A. PRIMARY PRODUCTION:</b>										
	Fishing .. .. .	..	1	..	2	..	..	..	..	..
	Hunting and Trapping .. .. .	..	..	..	..	..	..	..	..	2
	Agriculture, Grazing and Dairying—									
	Agriculture and Mixed Farming .. .. .	101	169	104	180	107	142	29	6	11
	Grazing .. .. .	69	22	21	77	38	37	102	85	111
	Dairying .. .. .	77	534	456	637	95	405	131	1	16
	Pig Farming .. .. .	2	..	..	1	1	1	..	..	..
	Poultry Farming .. .. .	90	34	4	10	3	12	2	..	1
	Beekeeping .. .. .	5	2	..	1	..	..	..	..	..
	Other.. .. .	4	..	..	1	..	1	..	..	..
	TOTAL .. .. .	348	761	585	907	244	598	264	92	139
	Forestry .. .. .	..	1	..	1	..	..	..	..	..
	TOTAL GROUP A .. .. .	348	763	585	910	244	598	264	92	141
<b>B. MINING AND QUARRYING:</b>										
	Mining .. .. .	6	3	5	2	..	..	..	..	..
	Quarrying .. .. .	2	..	..	..	..	..	..	..	..
	TOTAL GROUP B .. .. .	8	3	5	2	..	..	..	..	..
<b>C. MANUFACTURING:</b>										
	Inadequately defined .. .. .	188	10	6	9	..	5	..	..	..
	Manufacture relating to Cement, Bricks, Glass, Stone, Coke, Oils, etc. .. .. .	57	..	9	1	..	4	..	..	..
	Founding, Engineering and Metal-working (including Ship-building) .. .. .	589	8	12	30	4	44	11	1	..
	Manufacture, Assembly and Repair of Vehicles, Parts and Accessories .. .. .	68	2	18	1	..	4	..	..	..
	Manufacture of Textile and Fibrous Materials (not Dress) .. .. .	181	8	336	1	..	14	..	..	..
	Manufacture of Clothing .. .. .	4,724	295	293	266	50	203	24	10	6
	Boot and Shoe Making (other than Rubber)									
	Accessories and Repairing .. .. .	582	6	37	4	..	14	1	..	..
	Manufacture of Food and Drink .. .. .	1,346	76	73	150	25	121	12	4	8
	Tobacco Manufacture .. .. .	55	..	1	..	..	..	..	..	..
	Manufacture of Furniture Fittings (not metal), Woodworking, Basketware, etc. .. .. .	248	18	29	44	2	13	3	2	1
	Paper, Printing, Bookbinding and Photography .. .. .	1,211	43	40	76	18	77	8	1	..
	Manufacture of Paints, non-mineral Oils, Grease .. .. .	91	..	3	3	..	3	..	..	..
	Manufacture of Chemicals, Dyes, etc. .. .. .	112	..	1	2	..	1	..	..	..
	Manufacture of Explosives .. .. .	..	..	..	..	..	..	..	..	..
	Jewellery, Watchmaking, Electroplating and Minting .. .. .	28	1	1	1	..	2	..	..	..
	Preparation of Skins and Leather, Manufacture of Goods of Leather and Leather Substitutes (not clothing or footwear) .. .. .	142	4	3	1	..	5	..	1	..
	Manufacture of Rubber Goods .. .. .	171	15	9	8	1	1	..	..	..
	Manufacture of Musical, Surgical and Scientific Instruments and Apparatus .. .. .	27	..	4	1	..	1	..	..	..
	Manufacture of Plastic Products .. .. .	18	..	..	..	..	..	..	..	..
	Other Manufacture.. .. .	46	2	..	..	..	..	..	..	..
	Gas and Electricity .. .. .	112	8	9	17	5	11	..	..	..
	TOTAL GROUP C .. .. .	9,996	496	884	615	105	523	59	19	15
<b>D. BUILDING AND CONSTRUCTION:</b>										
	Inadequately defined .. .. .	..	..	..	..	..	..	..	..	..
	Construction and Repair of Buildings .. .. .	63	5	2	2	..	2	..	..	1
	Construction Works and Maintenance (other than buildings) .. .. .	38	3	3	3	..	..	1	..	..
	TOTAL GROUP D .. .. .	101	8	5	5	..	2	1	..	1

according to Industry—Summary Table—Table 6 (b).

Warrego	Capri-cornia	Central Highlands	Western Plains	Pioneer.	Port Denison	Burdekin	Northern	North Western	The Gulf	Thursday Island	Migratory Population	TOTAL
..	4	..	..	1	1	..	1	..	..	1	4	15
..	..	..	1	..	..	..	..	..	..	..	..	3
1	58	..	4	60	31	81	155	1	..	..	..	1,240
178	143	98	303	8	11	71	44	155	25	..	..	1,598
3	337	4	3	19	..	6	122	1	..	..	..	2,847
..	..	..	..	..	..	1	..	..	..	..	..	6
..	15	..	..	..	..	4	5	..	..	..	..	180
..	..	..	..	..	..	..	..	..	..	..	..	8
..	2	..	..	..	..	2	4	..	..	..	..	14
182	555	102	310	87	42	165	330	157	25	..	..	5,893
..	..	..	..	..	..	1	1	..	..	..	..	4
182	559	102	311	88	43	166	332	157	25	1	4	5,915
..	22	..	..	1	1	3	1	26	..	..	..	70
..	..	..	..	..	..	..	..	..	..	..	..	2
..	22	..	..	1	1	3	1	26	..	..	..	72
..	2	..	..	..	..	3	..	..	..	..	1	224
..	1	..	..	..	..	2	1	..	..	..	..	75
1	23	..	..	10	..	35	9	..	..	..	..	777
..	6	..	..	2	..	..	4	..	..	..	..	105
1	8	..	..	2	..	7	1	..	..	..	..	559
13	224	10	41	97	26	214	133	13	..	..	1	6,643
..	1	..	2	2	1	3	3	..	..	..	..	656
1	309	9	6	41	12	72	73	5	..	..	2	2,345
..	..	..	..	..	..	..	..	..	..	..	..	56
..	15	1	..	3	1	14	66	..	..	..	..	460
..	67	4	4	33	1	84	56	1	..	..	1	1,725
1	..	..	1	..	..	4	..	..	..	..	..	106
..	3	..	..	1	..	4	1	..	..	..	..	125
..	..	..	..	..	..	..	..	..	..	..	..	..
..	9	..	..	..	..	1	2	..	..	..	..	45
..	1	1	1	..	..	..	..	..	..	..	..	159
1	2	..	..	1	..	4	1	..	..	..	..	214
..	..	..	..	..	..	1	..	..	..	..	..	34
..	..	..	..	..	..	..	..	..	..	..	..	18
..	..	..	..	4	..	1	..	..	..	..	..	53
..	11	..	..	3	..	30	13	1	..	..	..	220
18	682	25	55	199	41	479	363	20	..	..	5	14,599
..	..	..	..	..	..	..	..	..	..	..	..	..
1	2	..	..	1	1	14	4	1	..	..	..	99
..	3	..	2	..	..	1	1	..	..	..	..	55
1	5	..	2	1	1	15	5	1	..	..	..	154

## Queensland—Females in Regional Areas classified

Group	INDUSTRY	East Moreton (Met.)	East Moreton (Ex-Met.)	West Moreton	Wide Bay	Southern Downs	Central Downs	Western Downs	Border Plains	Maranoa
<b>E. TRANSPORT AND STORAGE:</b>										
	Inadequately defined .. .. .	38	2	3	..	4	4	..	..	..
	Road Transport and Storage .. .. .	247	47	37	65	22	44	34	11	8
	Shipping .. .. .	110	5	1	1	..	..	..	..	..
	Loading and discharging Vessels .. .. .	4	1	..	..	..	..	..	..	..
	Rail Transport .. .. .	300	67	81	116	40	53	11	5	13
	Air Transport .. .. .	136	1	4	2	..	..	..	..	..
	TOTAL GROUP E .. .. .	835	123	126	184	66	101	45	16	21
<b>F. COMMUNICATION</b> .. .. .		765	163	110	151	60	120	50	27	25
<b>G. FINANCE AND PROPERTY:</b>										
	Banking .. .. .	545	21	35	48	18	30	13	3	2
	Insurance .. .. .	709	6	25	36	5	29	..	..	5
	Other—Offices, Agencies, etc. .. .. .	554	36	32	34	7	60	5	2	3
	TOTAL GROUP G .. .. .	1,808	63	92	118	30	119	18	5	10
<b>H. COMMERCE:</b>										
	Inadequately defined .. .. .	68	..	4	10	..	5	1	..	..
	Wholesale Trade (other than Livestock and Primary Dealing, etc.) .. .. .	2,220	46	56	114	15	68	11	2	6
	Livestock and Primary Produce Dealing, etc. .. .. .	274	9	14	13	14	34	12	12	9
	Retail Trade .. .. .	6,029	592	672	1,150	254	720	149	84	97
	TOTAL GROUP H .. .. .	8,591	647	746	1,287	283	827	173	98	112
<b>I. PUBLIC AUTHORITY (n.e.i.) and PROFESSIONAL ACTIVITIES:</b>										
	Public Authority Activities, n.e.i. .. .. .	2,729	83	118	115	23	62	18	9	17
	Defence—Enlisted Personnel .. .. .	24	2	3	2	..	1	..	..	..
	Defence—Civilian Employees .. .. .	197	4	7	1	2	6	..	..	..
	Law, Order and Public Safety .. .. .	363	34	39	53	14	53	7	1	5
	Religion and Social Welfare .. .. .	798	32	17	51	3	20	..	1	1
	Health, Hospitals, etc. .. .. .	3,406	306	384	857	168	461	149	81	73
	Education .. .. .	2,270	260	280	382	117	295	76	35	63
	Other Professional .. .. .	506	12	16	49	12	39	7	4	4
	TOTAL GROUP I .. .. .	10,293	733	864	1,510	339	937	257	131	163
<b>J. AMUSEMENT, HOTELS, CAFES, PERSONAL SERVICE, &amp;c.:</b>										
	Amusement, Sport and Recreation .. .. .	618	42	36	48	7	34	1	1	10
	Hotels, Cafes, Personal Service, etc. .. .. .	7,055	1,350	911	1,878	481	1,111	347	210	243
	TOTAL GROUP J .. .. .	7,673	1,392	947	1,926	488	1,145	348	211	253
<b>K. OTHER INDUSTRIES:</b> .. .. .		2	..	..	..	..	..	..	..	..
<b>L. INDUSTRY INADEQUATELY DEFINED</b> .. .. .		1,192	41	65	66	14	59	11	2	9
<b>M. INDUSTRY NOT STATED</b> .. .. .		3,143	430	181	454	100	302	85	16	31
<b>N. PERSONS NOT IN WORK FORCE</b> .. .. .		162,173	33,299	26,881	47,110	11,602	26,339	8,938	3,426	4,547
	GRAND TOTAL .. .. .	206,928	38,161	31,491	54,338	13,331	31,072	10,249	4,043	5,328

according to Industry—Summary Table—Table 6 (b)—continued.

Warrego	Capri-cornia	Central Highlands	Western Plains	Pioneer	Port Denison	Burdekin	Northern	North Western	The Gulf	Thursday Island	Migratory Population	TOTAL
..	1	..	..	1	..	..	2	..	..	..	..	55
11	50	1	11	27	8	44	39	5	..	..	..	711
..	6	..	..	3	1	9	7	..	..	..	1	144
..	..	..	..	..	..	2	2	..	..	..	..	9
8	118	17	8	30	13	103	55	27	..	..	1	1,066
..	6	..	1	3	..	18	10	..	..	..	..	181
19	181	18	20	64	22	176	115	32	..	..	2	2,166
27	91	28	38	60	16	132	121	37	1	..	2	2,024
4	46	2	8	25	8	47	48	4	..	..	1	908
..	47	..	..	9	..	44	20	..	..	..	2	937
1	32	1	2	8	..	34	16	..	..	..	..	827
5	125	3	10	42	8	125	84	4	..	..	3	2,672
..	12	..	..	2	2	30	13	..	..	..	..	147
4	220	4	5	42	22	255	134	5	..	..	1	3,230
12	18	3	15	1	1	17	4	6	..	..	..	468
100	918	63	105	404	100	779	650	90	2	11	4	12,973
116	1,168	70	125	449	125	1,081	801	101	2	11	5	16,818
14	107	8	20	43	13	149	92	14	2	5	4	3,645
..	1	..	..	..	2	..	..	2	..	..	..	37
..	1	..	..	..	..	15	4	..	..	..	1	238
6	31	1	9	16	5	50	43	4	..	..	..	734
..	83	4	2	9	2	78	13	2	9	..	1	1,126
90	525	58	117	220	88	403	526	101	10	11	6	8,040
29	366	29	56	108	28	391	273	37	1	..	6	5,102
5	52	3	11	31	3	58	45	3	..	..	2	862
144	1,166	103	215	427	141	1,144	996	163	22	16	20	19,784
4	71	..	3	20	21	73	35	3	..	..	4	1,031
301	1,408	200	388	636	220	1,330	1,246	363	12	48	12	19,750
305	1,479	200	391	656	241	1,403	1,281	366	12	48	16	20,781
..	..	..	..	..	..	..	..	..	..	..	..	2
4	67	2	11	30	13	110	72	1	1	..	2	1,772
42	208	26	53	203	59	346	287	42	4	7	8	6,027
4,077	31,330	3,420	5,529	13,653	4,678	27,125	26,879	4,354	338	348	112	446,158
4,940	37,083	3,997	6,760	15,873	5,389	32,305	31,337	5,304	405	431	179	538,944

## Queensland—Males in Regional Areas classified

Code No.	INDUSTRY	East Moreton (Met.)	East Moreton (Ex-Met.)	West Moreton	Wide Bay	Southern Downs	Central Downs	Western Downs	Border Plains	Maranoa
<b>A. PRIMARY PRODUCTION.</b>										
<b>Sub Group 1.—Fishing :</b>										
000	Inadequately defined .. .. .	235	419	1	312	1	1	..	..	..
002	Pearling .. .. .	..	..	..	..	..	..	..	..	..
003	Oyster fishing .. .. .	3	9	..	2	..	..	..	..	..
005	Trawling .. .. .	..	..	..	..	..	..	..	..	..
009	Other .. .. .	30	2	..	..	..	..	..	..	..
	<b>TOTAL SUB GROUP A.1</b> .. .. .	<b>268</b>	<b>430</b>	<b>1</b>	<b>314</b>	<b>1</b>	<b>1</b>	<b>..</b>	<b>..</b>	<b>..</b>
<b>Sub Group 2.—Hunting and Trapping :</b>										
010	Inadequately defined .. .. .	..	..	..	..	1	..	..	3	2
011	Rabbit trapping and poisoning .. .. .	1	..	..	1	108	1	..	53	3
019	Other .. .. .	3	6	..	5	5	1	2	18	23
	<b>TOTAL SUB GROUP A.2</b> .. .. .	<b>4</b>	<b>6</b>	<b>..</b>	<b>6</b>	<b>114</b>	<b>2</b>	<b>2</b>	<b>74</b>	<b>28</b>
<b>Sub Group 3.—Agriculture, Grazing and Dairying :</b>										
020	Farming (so described) .. .. .	442	681	554	669	326	539	196	8	37
021	Mixed Farming .. .. .	902	1,884	1,816	2,626	1,229	1,875	495	25	227
022	Rural (so described) .. .. .	9	17	5	6	7	10	11	4	4
023	Primary Producer, industry (so described) .. .. .	5	4	..	6	1	3	..	..	..
<b>Agriculture (other than mixed)—</b>										
030	Wheat growing .. .. .	11	9	3	4	44	260	248	2	15
031	Sugar growing .. .. .	60	282	8	2,253	6	3	..	..	..
032	Fruit growing .. .. .	258	2,276	42	865	769	9	3	3	7
033	Grape growing .. .. .	1	1	..	..	4	..	..	..	8
034	Vegetable growing (so described) .. .. .	101	205	25	98	124	5	1	4	..
035	Market gardening (so described) .. .. .	330	88	22	67	21	41	7	7	2
036	Flower growing and nursery gardening .. .. .	154	16	3	32	10	24	2	..	..
037	Horticulture (so described) .. .. .	22	7	..	..	1	1	..	..	..
039	Other .. .. .	20	24	7	367	208	6	2	9	1
040	Grazing .. .. .	496	268	288	1,151	817	457	1,769	1,757	1,697
<b>Dairy, pig and poultry farming and beekeeping (other than mixed)—</b>										
050	Dairying .. .. .	725	4,658	4,038	6,212	900	3,645	1,406	20	166
051	Pig farming .. .. .	49	27	8	29	8	17	5	3	..
052	Poultry farming .. .. .	571	237	33	60	22	80	4	1	1
053	Beekeeping .. .. .	22	46	10	14	24	2	4	1	..
060	Other .. .. .	59	34	31	72	34	38	77	37	51
	<b>TOTAL SUB GROUP A.3</b> .. .. .	<b>4,237</b>	<b>10,764</b>	<b>6,893</b>	<b>14,531</b>	<b>4,555</b>	<b>7,015</b>	<b>4,230</b>	<b>1,881</b>	<b>2,216</b>
<b>Sub Group 4.—Forestry :</b>										
070	Inadequately defined .. .. .	50	19	27	88	25	51	18	1	4
071	Afforestation and reforestation .. .. .	36	224	27	612	35	72	112	3	13
072	Timber getting (including firewood) .. .. .	161	509	165	671	134	170	81	6	8
079	Other .. .. .	..	..	..	1	..	..	1	..	..
	<b>TOTAL SUB GROUP A.4</b> .. .. .	<b>247</b>	<b>752</b>	<b>219</b>	<b>1,372</b>	<b>194</b>	<b>293</b>	<b>212</b>	<b>10</b>	<b>25</b>
	<b>TOTAL A.—Primary Production</b> .. .. .	<b>4,756</b>	<b>11,952</b>	<b>7,113</b>	<b>16,223</b>	<b>4,864</b>	<b>7,311</b>	<b>4,444</b>	<b>1,965</b>	<b>2,269</b>
<b>B. MINING AND QUARRYING.</b>										
<b>Sub Group 1.—Mining :</b>										
080	Inadequately defined .. .. .	35	23	11	22	12	1	1	..	..
081	Gold mining .. .. .	18	18	1	31	6	1	3	..	..
082	Silver, lead and zinc mining .. .. .	9	..	..	..	..	1	..	..	..
083	Coal mining .. .. .	56	10	1,722	361	65	150	3	..	22
084	Tin mining .. .. .	2	2	..	3	31	..	..	..	..
086	Copper mining .. .. .	4	..	..	6	..	..	..	..	..
087	Shale mining .. .. .	..	..	..	..	..	..	..	..	..
088	Oil mining .. .. .	6	1	..	..	..	..	4	..	2
089	Other mining .. .. .	2	91	..	..	..	..	..	..	..
	<b>TOTAL SUB GROUP B.1</b> .. .. .	<b>132</b>	<b>145</b>	<b>1,734</b>	<b>423</b>	<b>114</b>	<b>153</b>	<b>11</b>	<b>..</b>	<b>24</b>
<b>Sub Group 2.—Quarrying :</b>										
090	Quarrying .. .. .	131	27	15	15	3	12	1	..	..
	<b>TOTAL B.—Mining and Quarrying</b> .. .. .	<b>263</b>	<b>172</b>	<b>1,749</b>	<b>438</b>	<b>117</b>	<b>165</b>	<b>12</b>	<b>..</b>	<b>24</b>
<b>C. MANUFACTURING.</b>										
100	Inadequately defined .. .. .	415	15	18	12	3	13	..	..	..
<b>Sub Group 1.—Manufacture relating to Cement, Bricks, Glass, Stone, Coke, Oils, etc.:</b>										
110	Inadequately defined .. .. .	123	9	2	1	..	..	..	..	..
<b>Cement, Plaster, etc.—</b>										
111	Inadequately defined .. .. .	24	1	3	..	..	..	..	..	..
112	Cement making .. .. .	224	1	11	1	2	..	1	..	..
113	Articles of cement and concrete .. .. .	321	17	..	1	2	2	1	..	..
114	Lime kilns and plaster works .. .. .	32	4	3	4	12	3	..	..	..
115	Asbestos products .. .. .	131	10	..	..	..	..	..	..	..

according to Industry—Detailed Table—Table 7 (a).

Warrego	Capri-cornia	Central Highlands	Western Plains	Pioneer	Port Denison	Burdekin	North-ern	North West-ern	The Gulf	Thursday Island	Migratory Population	TOTAL	Code No.
..	193	..	1	101	36	111	119	..	3	1	100	1,634	000
..	..	..	..	..	1	..	79	..	..	28	159	267	002
..	1	..	..	1	..	..	..	..	..	..	..	16	003
..	..	..	..	..	..	..	..	..	..	..	1	1	005
..	..	..	..	4	..	..	558	..	..	18	44	656	009
..	194	..	1	106	37	111	756	..	3	47	304	2,574	
..	..	2	..	..	..	1	..	3	..	..	..	12	010
..	..	..	..	..	..	..	..	1	..	..	..	168	011
8	20	42	85	4	2	2	7	123	2	..	..	358	019
8	20	44	85	4	2	3	7	127	2	..	..	538	
1	269	6	7	185	136	159	229	7	..	1	3	4,455	020
2	775	15	8	165	240	250	432	12	2	..	1	12,981	021
1	18	4	1	5	1	1	1	2	..	..	..	107	022
..	2	..	..	..	..	4	1	1	..	..	..	27	023
1	2	..	..	1	..	1	2	2	..	..	..	605	030
1	183	..	..	3,156	484	3,618	4,634	1	..	..	18	14,707	031
7	311	4	..	56	30	82	97	..	..	..	2	4,821	032
..	1	..	..	..	..	..	4	..	..	..	..	19	033
..	58	5	2	9	110	80	45	4	..	1	..	877	034
10	57	6	19	42	3	47	71	17	..	..	..	857	035
..	9	..	..	1	..	3	6	..	..	..	..	260	036
..	3	..	1	..	..	..	..	..	..	..	..	35	037
..	182	..	..	..	1	14	655	..	..	..	1	1,497	039
2,785	1,846	1,514	3,695	313	228	887	570	2,530	307	..	6	23,381	040
14	2,925	11	18	194	18	98	919	23	..	..	3	25,993	050
..	11	1	1	2	..	17	10	2	..	..	..	190	051
1	59	1	1	8	2	37	49	3	..	..	..	1,170	052
1	12	..	..	..	1	2	1	1	..	..	..	141	053
54	87	27	77	12	2	20	24	66	2	..	..	804	060
2,878	6,810	1,594	3,830	4,149	1,256	5,320	7,750	2,671	311	2	34	92,927	
..	30	10	..	..	..	..	26	..	..	..	..	349	070
..	63	6	..	..	..	3	49	..	..	..	2	1,257	071
6	204	29	5	78	51	143	461	20	7	2	2	2,913	072
..	..	..	..	..	..	5	8	..	..	..	..	15	079
6	297	45	5	78	51	151	544	20	7	2	4	4,534	
2,892	7,321	1,683	3,921	4,337	1,346	5,585	9,057	2,818	323	51	342	100,573	
1	516	12	..	8	16	45	145	196	..	..	..	1,044	080
..	662	65	1	7	48	155	87	9	3	..	3	1,118	081
..	1	..	..	7	..	13	25	951	..	..	..	1,007	082
1	248	161	1	1	506	4	90	5	..	..	1	3,407	083
..	..	..	..	..	1	71	295	..	..	..	..	405	084
..	17	..	..	5	..	12	5	27	..	..	..	76	086
..	..	..	..	..	..	..	1	..	..	..	..	1	087
..	..	..	..	..	..	..	..	..	..	..	..	13	088
1	1	18	1	..	5	4	105	..	..	..	..	228	089
3	1,445	256	3	28	576	304	753	1,188	3	..	4	7,299	
..	28	1	1	7	..	12	7	13	..	..	..	273	090
3	1,473	257	4	35	576	316	760	1,201	3	..	4	7,572	
..	12	..	1	6	2	13	6	..	..	..	..	516	100
..	..	..	..	1	..	..	2	..	..	..	..	138	110
..	2	..	..	3	..	..	..	..	..	..	..	33	111
..	..	..	..	3	..	..	..	..	..	..	3	246	112
..	12	..	..	10	..	21	10	..	..	..	..	397	113
..	32	..	..	..	..	21	30	..	..	..	..	141	114
..	..	..	..	..	..	..	..	..	..	..	..	141	115







## Queensland—Males in Regional Areas classified

Code No.	INDUSTRY	East Moreton (Met.)	East Moreton (Ex-Met.)	West Moreton	Wide Bay	Southern Downs	Central Downs	Western Downs	Border Plains	Maranoa
209	Electrical machinery and apparatus n.e.i. (not installation, supply or dealing) and electrical engineering (so described) ..	499	22	20	19	4	15	1	2	1
210	Ship and boat building and repairing and marine engineering .. .. .	1,347	28	8	237	1	1	..	..	1
	<b>TOTAL SUB GROUP C.2.</b> .. .. .	<b>8,197</b>	<b>288</b>	<b>317</b>	<b>1,238</b>	<b>74</b>	<b>1,048</b>	<b>83</b>	<b>15</b>	<b>22</b>
	<b>Sub Group 3.—Manufacture, Assembly and Repair of Vehicles, Parts and Accessories :</b>									
220	Inadequately defined .. .. .	66	8	18	5	4	5	1	..	..
221	Aircraft and aircraft parts .. .. .	467	7	7	8	..	2	..	..	..
222	Railway locomotives and rolling stock and tractors (including workshops) .. .. .	1,134	33	2,193	237	27	186	..	1	21
	Motor vehicles, parts and accessories—									
223	Inadequately defined .. .. .	1	..	..	..	..	..	..	..	..
224	Construction and assembly of motor vehicles, manufacture of parts and accessories ..	332	6	3	2	2	6	..	..	..
225	Motor body building, caravans and trailers ..	731	38	20	48	10	43	1	4	3
227	Bicycles, Parts and accessories .. .. .	88	2	3	12	1	11	..	..	..
229	Other .. .. .	5	..	..	..	..	..	..	..	..
	<b>TOTAL SUB GROUP C.3.</b> .. .. .	<b>2,824</b>	<b>94</b>	<b>2,244</b>	<b>312</b>	<b>44</b>	<b>253</b>	<b>2</b>	<b>5</b>	<b>24</b>
	<b>Sub Group 4.—Manufacture of Textile and Fibrous Materials (not Dress) :</b>									
230	Inadequately defined .. .. .	93	3	3	..	..	..	..	..	..
	Wool, cotton, silk and rayon mills—									
232	Woollen and worsted mills (all processes) ..	53	6	401	1	..	3	..	..	..
233	Cotton mills (all processes) .. .. .	25	1	..	2	..	..	..	..	..
236	Tents, tarpaulins and other canvas goods ..	70	1	4	..	..	2	..	..	..
	Carpets, etc.—									
243	Matting (not rubber) .. .. .	1	..	..	..	..	..	..	..	..
	Bags, rope, etc.—									
244	Inadequately defined .. .. .	2	..	..	..	..	..	..	..	..
245	Bags and sacks .. .. .	13	..	..	..	..	..	..	..	..
246	Rope and cordage .. .. .	57	..	..	..	..	..	..	..	..
249	Other .. .. .	21	..	..	..	..	..	..	..	..
	<b>TOTAL SUB GROUP C.4</b> .. .. .	<b>335</b>	<b>11</b>	<b>408</b>	<b>3</b>	<b>..</b>	<b>5</b>	<b>..</b>	<b>..</b>	<b>..</b>
	<b>Sub Group 5.—Manufacture of Clothing :</b>									
250	Inadequately defined .. .. .	332	12	26	4	..	5	..	..	..
251	Tailoring, ready-made clothing, waterproof and oilskin clothing .. .. .	407	23	28	69	20	30	5	4	4
252	Dressmaking, millinery, embroidery and lace ..	55	2	2	1	..	1	..	..	..
253	Shirts, handkerchiefs, underclothing (not knitted), etc. .. .. .	29	1	..	1	..	..	..	..	..
254	Corsets .. .. .	11	..	..	..	..	..	..	..	..
255	Hats and caps .. .. .	27	..	..	..	..	..	..	..	..
256	Knitted goods and hosiery .. .. .	11	..	..	..	..	..	..	..	..
259	Other .. .. .	16	..	..	..	..	..	..	..	..
	<b>TOTAL SUB GROUP C.5</b> .. .. .	<b>858</b>	<b>38</b>	<b>56</b>	<b>75</b>	<b>20</b>	<b>36</b>	<b>5</b>	<b>4</b>	<b>4</b>
	<b>Sub Group 6.—Boot and Shoe Making (other than Rubber) Accessories and Repairing :</b>									
260	Inadequately defined .. .. .	1	..	..	..	..	..	..	..	..
261	Boot and shoe making (other than rubber) ..	736	14	6	4	4	24	..	..	1
263	Boot and shoe repairing (including bootmaker) so described .. .. .	411	30	39	65	21	44	16	3	6
	<b>TOTAL SUB GROUP C.6</b> .. .. .	<b>1,148</b>	<b>44</b>	<b>45</b>	<b>69</b>	<b>25</b>	<b>68</b>	<b>16</b>	<b>3</b>	<b>7</b>
	<b>Sub Group 7.—Manufacture of Food and Drink :</b>									
270	Inadequately defined .. .. .	390	7	5	9	..	3	..	..	..
	Meat and Fish—									
280	Inadequately defined .. .. .	1,303	18	22	27	41	37	2	2	6
281	Abattoirs .. .. .	689	21	27	13	14	8	1	..	2
282	Meat freezing, preserving and canning .. ..	196	..	3	..	10	4	..	12	..
283	Bacon and ham .. .. .	379	12	2	28	9	202	..	..	1
284	Smallgoods .. .. .	52	3	1	3	..	4	..	..	..
289	Other meat and fish .. .. .	9	..	..	..	..	..	..	..	..
	Milk, butter and cheese and substitutes—									
290	Inadequately defined .. .. .	13	12	5	10	8	26	8	..	..
291	Butter .. .. .	27	104	123	212	60	107	47	..	5
292	Cheese .. .. .	66	..	..	30	22	131	15	..	1
293	Dried, condensed and other milk products ..	68	31	2	..	..	20	..	..	1
294	Butterine and margarine .. .. .	43	1	..	..	..	..	..	..	..
295	Ice cream .. .. .	155	1	5	3	..	7	..	..	..
296	Pasteurising milk and cream .. .. .	21	4	2	..	..	1	..	..	..

according to Industry—Detailed Table—Table 7 (a)—continued.

Warrego	Capri-cornia	Central Highlands	Western Plains	Pioneer	Port Denison	Burdekin	North-ern	North West-ern	The Gulf	Thursday Island	Migratory Population	TOTAL	Code No.
3	24	..	6	12	..	24	14	2	..	1	..	669	209
..	10	..	..	7	3	39	16	..	1	54	1	1,754	210
25	403	13	35	282	21	406	262	84	1	61	8	12,883	
..	6	..	1	3	1	4	5	..	..	..	..	127	220
1	2	..	..	..	3	12	19	..	..	..	..	528	221
2	689	27	3	26	23	773	190	41	..	..	1	5,607	222
..	..	..	..	..	..	..	..	..	..	..	..	1	223
1	3	..	..	1	..	2	2	..	..	..	..	360	224
..	30	..	3	35	..	37	27	1	..	..	..	1,031	225
..	14	..	..	4	..	8	6	1	..	..	..	150	227
..	..	..	..	..	..	..	..	..	..	..	..	5	229
4	744	27	7	69	27	836	249	43	..	..	1	7,809	
..	2	..	1	..	..	1	..	..	..	..	..	103	230
..	..	..	2	..	..	1	2	4	..	..	..	473	232
..	17	..	..	..	..	1	..	..	..	..	..	46	233
..	8	..	..	..	..	5	..	..	..	..	..	90	236
..	..	..	..	..	..	..	..	..	..	..	..	1	243
..	..	..	..	..	..	..	..	..	..	..	..	2	244
..	..	..	..	..	..	..	..	..	..	..	..	13	245
..	..	..	..	..	..	..	..	..	..	..	..	57	246
..	..	..	..	..	..	..	..	..	..	..	..	21	249
..	27	..	3	..	..	8	2	4	..	..	..	806	
1	5	..	2	3	..	1	2	1	..	..	..	394	250
5	45	3	12	36	6	45	51	3	..	1	..	797	251
..	4	..	..	..	..	..	1	..	..	..	1	67	252
..	..	..	..	..	..	..	..	..	..	..	..	31	253
..	..	..	..	..	..	..	..	..	..	..	..	11	254
..	..	..	..	..	..	..	..	..	..	..	..	27	255
..	..	..	..	..	..	..	..	..	..	..	..	11	256
..	..	..	..	..	..	..	2	..	..	..	..	18	259
6	54	3	14	39	6	46	56	4	..	1	1	1,356	
..	..	..	..	..	..	..	..	..	..	..	..	1	260
2	9	..	..	2	..	1	9	..	..	..	1	813	261
6	50	6	12	11	8	47	30	6	..	2	..	813	263
8	59	6	12	13	8	48	39	6	..	2	1	1,627	
..	5	..	..	1	..	4	2	..	..	..	..	426	270
4	1,742	5	7	9	233	1,242	76	4	1	..	1	4,782	280
2	10	2	1	7	1	26	10	..	..	..	..	834	281
..	76	..	..	..	32	78	..	..	..	..	..	411	282
..	7	..	..	1	..	..	19	..	..	..	..	660	283
..	6	..	..	..	..	2	1	..	..	..	..	72	284
..	..	..	..	..	..	1	..	..	..	..	..	10	289
..	18	..	..	2	..	..	4	..	..	..	..	106	290
..	98	..	..	21	..	..	57	..	..	..	..	861	291
..	8	..	..	..	..	..	..	..	..	..	..	273	292
..	3	..	..	..	..	3	15	..	..	..	..	143	293
..	1	..	..	..	..	..	..	..	..	..	..	45	294
..	36	..	..	..	1	14	9	..	..	..	..	231	295
..	..	..	..	..	..	..	2	..	..	..	..	30	296

## Queensland—Males in Regional Areas classified

Code No.	INDUSTRY	East Moreton (Met.)	East Moreton (Ex-Met.)	West Moreton	Wide Bay	Southern Downs	Central Downs	Western Downs	Border Plains	Maranoa
300	Grain milling, cereal food, etc.—									
	Inadequately defined .. .. .	3	..	..	..	..	..	..	..	..
301	Flour and other grain milling .. .. .	189	7	..	32	50	78	19	..	6
302	Cereal foods and starch .. .. .	28	10	..	..	..	..	..	..	..
303	Bread, cakes and pastry .. .. .	1,234	253	187	£90	90	185	43	21	27
304	Biscuits .. .. .	111	6	..	..	1	..	..	..	..
309	Other .. .. .	1	3	..	..	..	..	..	..	..
310	Confectionery (including cocoa and chocolate)	186	5	7	6	..	9	..	..	..
311	Sugar milling and refining .. .. .	274	140	1	848	2	4	..	..	1
	Jam, fruit and vegetable canning, etc., pickles, etc.—									
321	Jam making, fruit and vegetable canning ..	239	5	..	1	..	..	..	..	..
322	Fruit and vegetable drying .. .. .	2	..	2	..	..	..	..	..	..
323	Pickles, sauces and vinegar .. .. .	12	..	..	..	..	..	..	..	..
324	Condiments and spices .. .. .	8	9	..	..	..	..	..	..	..
	Other foods, n.e.i.—									
325	Inadequately defined .. .. .	..	..	..	..	1	..	..	..	..
326	Grain threshing, chaff-cutting and hay pressing .. .. .	..	..	1	1	13	2	..	..	..
329	Other .. .. .	77	..	4	1	..	1	..	..	..
	Drink manufacture (including ice)—									
330	Inadequately defined .. .. .	16	..	..	..	..	..	..	..	..
331	Ice (not ice cream) .. .. .	112	32	11	16	1	3	..	2	..
332	Aerated waters and cordials .. .. .	233	36	41	74	10	51	11	8	8
333	Brewing .. .. .	339	7	3	2	..	87	..	..	..
334	Malting .. .. .	..	..	..	..	..	4	..	..	..
335	Distilling .. .. .	3	14	..	20	..	..	..	..	..
336	Wine making (not grape growing) .. .. .	6	..	..	..	..	..	..	..	8
339	Other .. .. .	2	..	..	..	..	..	..	..	..
	<b>TOTAL SUB GROUP C.7</b> .. .. .	<b>6,486</b>	<b>741</b>	<b>454</b>	<b>1,626</b>	<b>332</b>	<b>94</b>	<b>146</b>	<b>45</b>	<b>66</b>
	<b>Sub Group 8.—Tobacco Manufacture :</b>									
340	Tobacco, cigar and cigarette making .. ..	72	1	1	..	..	..	..	..	..
	<b>Sub Group 9.—Manufacture of Furniture Fittings (not metal) Woodworking, Basketware, etc. :</b>									
350	Inadequately defined .. .. .	105	3	5	2	..	2	..	..	..
351	Sawmilling (town and country) .. .. .	1,227	824	443	1,270	175	166	223	51	42
	Furniture making, Joinery, etc.—									
352	Inadequately defined .. .. .	..	..	1	..	..	..	..	..	..
353	Cabinet and furniture making, n.e.i. ..	1,883	65	68	211	8	70	4	5	8
354	House and shop fittings, n.e.i. (including signwriting) .. .. .	126	8	8	12	2	5	1	..	1
355	Joinery, sash and door making .. .. .	248	45	59	96	12	61	1	..	..
356	Plywood making .. .. .	332	5	34	6	1	..	..	..	..
357	Fibre and pulp wall and ceiling board (not fibrous plaster or cement) .. .. .	4	..	..	..	..	..	..	..	..
358	Wood turning and carving .. .. .	53	3	8	..	..	..	..	..	..
359	Wooden boxes and cases .. .. .	97	£0	3	22	5	..	..	..	..
360	Coopering .. .. .	48	2	..	1	..	..	..	..	..
361	Basket and wickerware .. .. .	39	3	1	2	..	..	..	..	..
	Bedding and furnishing drapery making—									
362	Inadequately defined .. .. .	..	..	..	..	..	..	..	..	..
363	Bedding and mattress, n.e.i. .. .. .	71	..	1	6	..	1	..	..	..
364	Other .. .. .	161	5	2	..	..	..	..	..	..
369	Other .. .. .	28	..	..	1	..	2	..	..	..
	<b>TOTAL SUB GROUP C.9.</b> .. .. .	<b>4,422</b>	<b>983</b>	<b>633</b>	<b>1,629</b>	<b>203</b>	<b>307</b>	<b>229</b>	<b>56</b>	<b>51</b>
	<b>Sub Group C. 10.—Paper, Printing, Bookbinding and Photography :</b>									
370	Inadequately defined .. .. .	1	..	..	..	..	..	..	..	..
371	Pulp and paper making .. .. .	42	1	..	..	..	..	..	..	..
	Paper article making—									
372	Inadequately defined .. .. .	5	..	..	..	..	..	..	..	..
373	Paper bag making .. .. .	29	..	1	..	..	..	..	..	..
374	Cardboard box and carton paper container making .. .. .	31	..	..	..	..	..	..	..	..
375	Stationery and paper products, n.e.i. ..	37	2	1	..	..	3	..	..	..
	Printing and publishing—									
380	Inadequately defined .. .. .	1,212	46	37	52	19	69	6	4	3
381	Printing and publication of newspapers and periodicals .. .. .	766	41	41	77	19	58	9	4	4
382	Job and general printing .. .. .	227	8	13	4	1	..	..	..	..
383	Bookbinding .. .. .	23	1	..	..	..	1	..	..	..
384	Lithography and photolithography .. ..	6	..	..	..	..	..	..	..	..
385	Other .. .. .	40	1	..	..	..	4	..	..	..
386	Photographic goods and photography .. ..	169	16	11	24	9	16	1	..	..
389	Other .. .. .	9	..	..	..	..	..	..	..	..
	<b>TOTAL SUB GROUP C.10</b> .. .. .	<b>2,597</b>	<b>116</b>	<b>104</b>	<b>157</b>	<b>48</b>	<b>151</b>	<b>16</b>	<b>8</b>	<b>7</b>

according to Industry—Detailed Table—Table 7 (a)—continued.

Warrego	Capri-cornia	Central Highlands	Western Plains	Pioneer	Port Denison	Burdekin	North-ern	North West-ern	The Gulf	Thursday Island	Migratory Population	TOTAL	Code No.
..	..	..	..	..	..	..	1	..	..	..	..	4	300
..	..	..	..	1	..	2	..	..	..	..	1	385	301
28	209	21	28	95	28	201	154	28	1	3	1	42	302
..	1	..	..	..	..	..	1	..	..	..	..	120	304
..	..	..	..	..	..	..	..	..	..	..	..	4	309
..	4	..	..	..	..	3	1	..	..	..	..	221	310
..	19	2	..	796	104	1,173	1,407	2	..	..	3	4,776	311
..	..	..	..	..	..	..	..	..	..	..	..	245	321
..	..	..	..	..	..	..	..	..	..	..	..	4	322
..	2	..	..	..	..	..	1	..	..	..	..	15	323
..	..	..	..	..	..	..	..	..	..	..	..	17	324
..	..	..	..	..	..	..	..	..	..	..	..	1	325
..	..	..	..	..	..	..	..	..	..	..	..	17	326
..	3	..	..	2	..	..	2	..	..	..	..	90	329
..	1	..	..	..	..	..	..	..	..	..	..	17	330
3	11	..	2	..	2	40	24	8	..	..	..	267	331
7	71	6	17	39	11	76	60	24	..	2	..	785	332
..	37	..	..	..	1	1	95	1	..	..	1	574	333
..	..	..	..	..	..	..	2	..	..	..	..	6	334
..	..	..	..	..	..	..	..	..	..	..	..	37	335
..	..	..	..	..	..	1	..	..	..	..	..	15	336
..	..	..	..	..	..	..	..	..	..	..	..	2	339
44	2,368	36	55	974	413	2,867	1,947	67	2	5	7	19,655	
..	1	..	..	..	..	1	1	..	..	..	..	77	340
..	2	..	..	1	..	2	3	..	..	..	..	125	350
4	208	49	4	98	33	170	946	..	..	..	5	5,938	351
..	..	..	..	..	..	..	..	..	..	..	..	1	352
5	132	2	..	29	13	116	140	..	..	2	..	2,761	353
1	3	..	..	4	..	15	5	2	..	..	..	193	354
..	60	..	1	20	..	18	32	..	..	..	..	653	355
..	..	..	1	..	..	12	192	..	..	..	..	583	356
..	..	..	..	..	..	..	..	..	..	..	..	4	357
..	1	..	..	..	..	..	2	..	..	..	..	67	358
..	1	..	..	..	3	1	..	..	..	..	..	152	359
..	..	..	..	..	..	1	1	..	..	..	..	53	360
..	5	..	..	3	..	4	17	..	..	..	..	74	361
..	..	..	..	..	..	..	1	..	..	..	..	1	362
..	2	..	..	3	..	2	1	..	..	..	..	87	363
..	2	..	..	2	..	1	..	..	..	..	..	173	364
..	..	..	..	1	..	..	..	..	..	..	..	32	369
10	416	51	6	161	49	342	1,340	2	..	2	5	10,897	
..	..	..	..	..	..	..	..	..	..	..	..	1	370
..	2	..	..	..	..	1	..	..	..	..	..	46	371
..	..	..	..	..	..	..	..	..	..	..	..	5	372
..	..	..	..	..	..	1	..	..	..	..	..	31	373
..	..	..	..	..	..	..	..	..	..	..	1	32	374
..	..	..	..	..	..	..	..	..	..	..	..	43	375
4	53	1	14	33	9	76	64	1	..	..	1	1,704	380
3	55	6	5	19	2	67	32	1	..	..	3	1,212	381
..	7	..	1	3	..	2	1	..	..	..	..	267	382
..	2	..	..	..	..	..	1	..	..	..	..	28	383
..	..	..	..	..	..	..	..	..	..	..	..	6	384
..	..	..	..	1	..	2	..	..	..	..	..	48	385
3	16	..	1	16	6	27	32	2	..	..	..	349	386
..	..	..	..	..	..	..	..	..	..	..	..	9	389
10	135	7	21	72	17	176	130	4	..	..	5	3,781	

## Queensland—Males in Regional Areas classified

Code No.	INDUSTRY	East Moreton (Met.)	East Moreton (Ex-Met.)	West Moreton	Wide Bay	Southern Downs	Central Downs	Western Downs	Border Plains	Maranoa
<b>Sub Group 11.—Manufacture of Paints, non-mineral oils, grease :</b>										
391	Paints and colours, varnish .. .. .	111	2	..	1	..	..	..	..	..
392	Vegetable oils, essences and extracts .. .. .	2	1	..	30	..	..	..	..	..
394	Soap and candles .. .. .	169	1	7	5	..	10	..	..	..
395	Boiling down, tallow melting, and refining, bone crushing and grit making, gut making .. .. .	14	5	..	..	..	1	..	..	..
396	Edible oils, n.e.i. .. .. .	2	..	..	..	..	..	..	..	..
397	Glue, size, gelatine, dextrine and gum .. .. .	7	..	..	..	..	..	..	..	..
	<b>TOTAL SUB GROUP C. 11 .. .. .</b>	<b>305</b>	<b>9</b>	<b>7</b>	<b>36</b>	<b>..</b>	<b>11</b>	<b>..</b>	<b>..</b>	<b>..</b>
<b>Sub Group 12.—Manufacture of Chemicals, Dyes, etc. :</b>										
400	Inadequately defined .. .. .	63	5	..	..	..	..	..	..	..
401	Drugs and patent medicines .. .. .	76	4	..	3	..	..	..	..	..
402	Chemical fertilizer manufacture and mixing .. .. .	118	1	10	..	7	..	..	..	..
403	Industrial and heavy chemicals and acids .. .. .	81	2	..	..	..	1	..	..	..
404	Cosmetics .. .. .	7	..	..	..	..	..	..	..	..
409	Other .. .. .	28	4	..	..	..	..	..	..	..
	<b>TOTAL SUB GROUP C.12 .. .. .</b>	<b>373</b>	<b>16</b>	<b>10</b>	<b>3</b>	<b>7</b>	<b>1</b>	<b>..</b>	<b>..</b>	<b>..</b>
<b>Sub Group 13.—Manufacture of Explosives :</b>										
410	Explosives .. .. .	1	..	..	..	..	..	..	..	..
<b>Sub Group 14.—Jewellery, Watchmaking, Electroplating and Minting :</b>										
421	Jewellery and Watchmaking (including repairing) .. .. .	283	20	9	21	3	29	6	..	2
422	Electroplate Ware and Electroplating .. .. .	109	2	3	6	..	10	..	..	..
	<b>TOTAL SUB GROUP C.14 .. .. .</b>	<b>392</b>	<b>22</b>	<b>12</b>	<b>27</b>	<b>3</b>	<b>39</b>	<b>6</b>	<b>..</b>	<b>2</b>
<b>Sub Group 15.—Preparation of skins or Leather manufacture of goods of Leather and Leather Substitutes (not clothing or footwear) :</b>										
430	Inadequately defined .. .. .	40	2	..	..	..	..	..	..	..
431	Furriers and fur dressing .. .. .	15	..	..	..	..	..	..	..	..
432	Fellmongering .. .. .	230	1	..	..	..	..	..	..	..
433	Tanning, currying and leather dressing .. .. .	530	6	1	..	1	15	..	..	..
434	Saddlery, harness and whips .. .. .	166	15	18	26	8	23	10	3	7
435	Bags, Trunks and other goods of leather and leather substitutes (not clothing or footwear) .. .. .	139	3	2	1	..	1	..	..	..
	<b>TOTAL SUB GROUP C.15 .. .. .</b>	<b>1,120</b>	<b>27</b>	<b>21</b>	<b>27</b>	<b>9</b>	<b>39</b>	<b>10</b>	<b>3</b>	<b>7</b>
<b>Sub Group 16.—Manufacture of Rubber Goods :</b>										
440	Inadequately defined .. .. .	431	8	1	8	1	3	2	1	..
441	Rubber tyres and tubes .. .. .	18	1	..	1	..	3	..	..	..
442	Rubber boots and shoes .. .. .	22	..	..	..	..	..	..	..	..
443	Rubber goods, n.e.i. (not clothing) .. .. .	13	1	1	..	..	..	..	..	..
444	Vulcanizing and tyre retreading .. .. .	90	7	8	23	5	12	10	3	1
	<b>TOTAL SUB GROUP C.16 .. .. .</b>	<b>574</b>	<b>17</b>	<b>10</b>	<b>32</b>	<b>6</b>	<b>18</b>	<b>12</b>	<b>4</b>	<b>1</b>
<b>Sub Group 17.—Manufacture of Musical, Surgical and Scientific Instruments and Apparatus :</b>										
450	Musical, Surgical and Scientific Instruments and Apparatus .. .. .	242	14	4	11	..	17	1	..	..
<b>Sub Group 18.—Manufacture of Plastic Products :</b>										
460	Plastic Products .. .. .	57	2	4	2	..	1	..	..	..
<b>Sub Group 19.—Other Manufacture :</b>										
471	Toys, games and sport requisites (excluding billiard tables) .. .. .	77	3	5	..	..	..	..	..	..
472	Buttons and buckles .. .. .	1	..	..	..	..	..	..	..	..
473	Brooms and brushes .. .. .	65	1	2	1	..	..	..	..	..
474	Artificial Flowers .. .. .	3	2	..	..	..	..	..	..	..
476	Power alcohol distillation .. .. .	1	..	..	..	..	..	..	..	..
479	Other .. .. .	12	..	..	..	..	..	..	..	..
	<b>TOTAL SUB GROUP C.19 .. .. .</b>	<b>159</b>	<b>6</b>	<b>7</b>	<b>1</b>	<b>..</b>	<b>..</b>	<b>..</b>	<b>..</b>	<b>..</b>
<b>Sub Group 20.—Gas and Electricity :</b>										
480	Gas .. .. .	559	6	22	50	9	27	1	..	..
481	Electricity .. .. .	983	83	86	151	35	91	14	9	17
	<b>TOTAL SUB GROUP C.20 .. .. .</b>	<b>1,542</b>	<b>89</b>	<b>108</b>	<b>201</b>	<b>44</b>	<b>118</b>	<b>15</b>	<b>9</b>	<b>17</b>
	<b>TOTAL GROUP C .. .. .</b>	<b>33,824</b>	<b>2,604</b>	<b>4,622</b>	<b>5,523</b>	<b>842</b>	<b>3,167</b>	<b>544</b>	<b>152</b>	<b>208</b>

according to Industry—Detailed Table—Table 7 (a)—continued.

Warrego	Capri-cornia	Central Highlands	Western Plains	Pioneer	Port Denison	Burdekin	North-ern	North West-ern	The Gulf	Thursday Island	Migratory Population	TOTAL	Code No.
..	..	..	..	..	..	..	..	..	..	..	..	114	391
..	2	1	..	..	..	..	..	..	..	..	1	37	392
..	10	..	2	..	..	16	2	..	..	..	1	223	394
..	..	..	..	..	1	1	..	..	..	..	..	22	395
..	..	..	..	..	..	1	..	..	..	..	..	3	396
..	..	..	..	..	..	..	..	..	..	..	..	7	397
..	12	1	2	..	1	18	2	..	..	..	2	406	
..	3	..	..	..	..	3	1	..	..	..	..	75	400
..	3	..	..	..	..	1	5	..	..	..	..	92	401
1	1	..	..	9	..	27	3	..	..	..	..	177	402
..	..	..	..	1	33	..	..	..	..	..	..	118	403
..	..	..	..	..	..	..	..	..	..	..	..	7	404
..	1	..	..	..	..	..	..	..	..	..	..	33	409
1	8	..	..	10	33	31	9	..	..	..	..	502	
..	..	..	..	..	..	1	..	..	..	..	..	2	410
1	19	2	3	6	3	19	28	1	..	..	..	455	421
..	3	..	..	..	..	2	4	..	..	..	..	139	422
1	22	2	3	6	3	21	32	1	..	..	..	594	
..	..	..	..	..	..	..	..	..	..	..	..	42	430
..	..	..	..	..	..	..	..	..	..	..	..	15	431
8	1	..	70	..	..	3	..	26	..	..	..	339	432
..	1	..	..	..	..	..	1	..	..	..	..	555	433
7	19	5	17	9	2	16	15	14	3	..	..	383	434
..	..	..	..	..	2	4	1	..	..	..	..	153	435
15	21	5	87	9	4	23	17	40	3	..	..	1,487	
..	5	..	..	4	..	10	2	..	..	..	..	476	440
1	1	..	..	..	..	1	..	..	..	..	..	26	441
..	..	..	..	..	..	..	..	..	..	..	..	22	442
..	..	..	..	..	..	..	1	..	..	..	..	16	443
4	18	1	2	15	..	8	16	..	..	..	..	223	444
5	24	1	2	19	..	19	19	..	..	..	..	763	
2	6	..	1	5	1	16	14	..	..	..	..	334	450
..	..	..	..	..	..	..	..	..	..	..	..	66	460
..	..	..	..	..	..	2	..	..	..	..	..	87	471
..	..	..	..	..	..	1	..	..	..	..	..	2	472
..	10	..	..	..	..	2	..	..	..	..	..	81	472
..	..	..	..	..	..	..	..	..	..	..	..	5	474
..	2	..	..	82	..	..	..	..	..	..	..	85	476
..	..	..	..	..	..	..	..	..	..	..	..	12	479
..	12	..	..	82	..	5	..	..	..	..	..	272	
..	49	..	..	31	..	45	48	..	..	..	..	847	480
11	139	11	23	24	19	196	194	16	..	5	..	2,107	481
11	188	11	23	55	19	241	242	16	..	5	..	2,954	
143	4,598	163	291	1,828	623	5,216	4,440	271	6	76	34	69,175	

## Queensland—Males in Regional Areas classified

Code No.	INDUSTRY	East Moreton (Met.)	East Moreton (Ex-Met.)	West Moreton	Wide Bay	Southern Downs	Central Downs	Western Downs	Border Plains	Maranoa
500	<b>GROUP D.—BUILDING AND CONSTRUCTION.</b>									
	Inadequately defined .. .. .	15	2	..	5	..	..	1	..	..
	<b>Sub Group 1.—Construction and Repair of Buildings :</b> .. .. .	8,941	1,124	562	1,348	235	878	186	75	75
	<b>Sub Group 2.—Construction Works and Maintenance (other than buildings) :</b>									
520	Inadequately defined .. .. .	2,414	191	216	365	68	135	46	38	25
521	Roads and bridges .. .. .	1,353	559	374	567	274	279	167	83	116
522	Rail and tramways and works .. .. .	744	305	330	587	139	282	183	77	206
523	Harbour and river works, wharves and docks ..	169	5	1	7	..	..	..	..	..
524	Hydro-electric power works and electric transmission lines .. .. .	161	43	58	29	6	13	6	3	..
525	Telegraph and telephone lines .. .. .	429	76	52	84	25	51	26	7	14
	Water supply, sewerage, drainage and irrigation—									
526	Inadequately defined .. .. .	125	4	5	6	..	2	..	4	..
527	Water conservation, supply and maintenance	208	12	97	6	3	12	6	17	3
528	Sewerage .. .. .	349	7	46	43	4	8	1	..	..
529	Irrigation works .. .. .	42	2	13	7	2	2	5	1	..
530	Dam making and well sinking .. .. .	40	12	68	70	19	66	83	43	80
531	Land drainage and swamp reclamation .. ..	24	1	1	..	..	..	2	..	..
532	Aerodrome construction and maintenance ..	15	1	4	6	..	..	..	..	1
539	Other .. .. .	5	..	..	..	..	3	1	..	..
	<b>TOTAL SUB GROUP D.2</b> .. .. .	6,078	1,218	1,265	1,777	540	853	526	273	445
	<b>TOTAL GROUP D.</b> .. .. .	15,034	2,344	1,827	3,130	775	1,731	713	348	520
	<b>GROUP E.—TRANSPORT AND STORAGE.</b>									
540	Inadequately defined .. .. .	415	44	22	19	16	26	6	3	1
	<b>Sub Group 1.—Road Transport and Storage :</b>									
550	Inadequately defined .. .. .	129	29	11	13	5	47	7	..	..
551	Motor engineering .. .. .	1,448	211	137	354	86	250	91	35	37
552	Motor garages (so described) .. .. .	560	187	157	293	76	190	87	33	29
553	Petrol selling, car parking and towing service ..	88	18	9	25	6	33	2	3	2
554	Taxi and hire car service .. .. .	862	71	39	84	17	79	11	8	9
555	Carrying and cartage service (including mail contracting) .. .. .	1,634	366	225	471	158	255	138	74	58
556	Tramway service (including trolley bus) .. ..	1,552	23	6	6	..	4	..	1	..
557	Motor bus and car service .. .. .	357	97	56	50	10	53	3	..	..
558	Other road service (including livery stables) ..	29	1	1	1	..	3	..	..	..
559	Storage .. .. .	103	6	1	..	3	..	..	2	..
	<b>TOTAL SUB GROUP E.1</b> .. .. .	6,762	1,009	642	1,297	361	914	339	156	135
	<b>Sub Group 2.—Shipping :</b>									
560	Inadequately defined .. .. .	593	14	3	16	..	..	..	..	1
561	Ferry and harbour service (including tugs, barges and lighters) .. .. .	105	9	..	3	..	..	..	..	..
562	Coastwise and overseas shipping .. .. .	435	20	3	12	..	3	..	1	1
563	Boat hiring .. .. .	11	28	..	9	..	..	..	..	..
564	Lighthouses and beacons .. .. .	18	9	..	11	..	..	..	..	1
569	Other .. .. .	10	..	..	1	..	..	..	..	..
	<b>TOTAL SUB GROUP E.2</b> .. .. .	1,172	80	6	52	..	3	..	1	3
570	<b>Sub Group 3.—Loading and Discharging Vessels :</b> Loading and discharging vessels .. .. .	2,316	23	6	84	..	1	..	..	..
580	<b>Sub Group 4.—Rail and Air Transport :</b> Rail service .. .. .	3,188	291	769	1,182	273	678	125	41	180
581	Air transport .. .. .	605	8	11	7	1	1	..	..	..
	<b>TOTAL SUB GROUP E.4</b> .. .. .	3,793	299	780	1,189	274	679	125	41	180
	<b>TOTAL GROUP E</b> .. .. .	14,458	1,455	1,456	2,641	651	1,623	470	201	319
	<b>GROUP F.—COMMUNICATION.</b>									
590	Inadequately defined .. .. .	1	..	..	..	..	..	..	..	..
591	Post telegraph and telephone service .. ..	2,786	246	158	272	82	169	68	36	41
592	Wireless communication (not broadcasting and cable service) .. .. .	19	5	..	..	..	..	..	..	..
593	Messenger service .. .. .	3	..	..	..	..	..	..	..	..
	<b>TOTAL GROUP F</b> .. .. .	2,809	251	158	272	82	169	68	36	41
	<b>GROUP G.—FINANCE AND PROPERTY.</b>									
600	<b>Sub Group 1.—Banking :</b> Banking .. .. .	1,348	176	143	303	87	109	90	43	5



according to Industry—Detailed Table—Table 7 (a)—continued.

Warrego	Capri-cornia	Central Highlands	Western Plains	Pioneer	Port Denison	Burdekin	North-ern	North-West-ern	The Gulf	Thursday Island	Migratory Population	TOTAL	Code No.
..	..	..	..	1	..	..	..	..	..	..	..	24	500
75	882	39	101	395	83	1,030	842	112	5	26	4	17,048	
56	326	26	87	100	33	338	248	53	3	8	..	4,806	520
71	653	59	190	368	108	559	679	61	14	1	4	6,539	521
121	690	194	164	149	160	476	429	236	4	..	7	5,533	522
..	28	..	..	8	6	54	40	..	..	..	37	355	523
1	14	..	..	9	2	23	51	..	..	..	..	424	524
7	67	12	13	26	14	92	88	20	1	1	1	1,106	525
1	5	..	..	..	1	6	2	..	..	..	..	161	526
3	29	2	11	3	5	33	20	4	..	1	..	472	527
4	40	..	..	18	..	67	..	6	..	..	..	593	528
..	29	..	..	..	..	8	6	1	..	..	..	118	529
59	36	52	85	9	..	13	14	40	..	..	..	789	530
..	1	..	..	..	..	..	..	..	..	..	..	29	531
3	..	..	8	28	1	2	2	3	4	..	1	79	532
..	2	..	..	..	..	5	..	..	..	..	..	16	539
326	1,920	345	558	718	330	1,708	1,579	474	26	11	50	21,020	
401	2,802	384	659	1,114	413	2,768	2,421	586	31	37	54	38,092	
2	25	..	5	2	..	14	19	1	..	..	..	620	540
3	9	..	2	2	..	1	4	1	..	..	..	263	550
50	158	19	46	98	10	201	212	25	1	2	1	3,472	551
46	186	21	46	37	24	75	169	26	..	..	1	2,243	552
1	13	..	3	5	1	36	18	1	2	..	..	266	553
14	72	6	13	38	10	127	80	18	..	2	1	1,561	554
91	268	52	110	99	37	249	229	82	12	8	1	4,617	555
1	..	..	..	2	1	3	2	..	..	..	..	1,601	556
1	67	2	2	27	9	67	41	4	..	..	..	846	557
..	1	..	..	..	..	1	..	..	..	..	..	37	558
..	2	..	..	..	..	6	1	..	..	..	..	124	559
207	776	100	222	308	92	766	756	157	15	12	4	15,030	
..	49	..	..	41	9	130	99	..	2	2	..	959	560
..	9	..	..	5	3	18	12	..	1	8	21	194	561
..	16	..	..	27	7	46	61	1	5	8	993	1,639	562
..	..	..	..	..	..	1	..	..	..	..	..	49	563
..	14	..	..	..	4	4	13	..	..	1	42	117	564
..	..	..	..	1	1	2	..	..	..	..	..	15	569
..	88	..	..	74	24	201	185	1	8	19	1,056	2,973	
..	237	..	..	253	102	603	506	..	..	25	2	4,158	570
85	1,426	267	147	319	262	1,296	715	333	3	..	27	11,607	580
1	12	..	10	5	22	53	56	18	9	..	..	819	581
86	1,438	267	157	324	284	1,349	771	351	12	..	27	12,426	
295	2,564	367	384	961	502	2,933	2,237	510	35	56	1,089	35,207	
..	..	..	..	1	..	..	..	..	..	..	..	2	590
55	249	36	72	74	35	289	240	78	8	6	4	5,004	591
..	2	..	..	..	..	4	3	1	..	5	..	39	592
..	..	..	..	..	..	..	..	..	..	..	..	3	593
55	251	36	72	75	35	293	243	79	8	11	4	5,048	
37	194	22	55	82	32	188	203	38	2	2	4	3,263	600

## Queensland—Males in Regional Areas classified

Code No.	INDUSTRY	East Moreton (Met.)	East Moreton (Ex-Met.)	West Moreton	Wide Bay	Southern Downs	Central Downs	Western Downs	Border Plains	Maranoa
<b>Sub Group 2.—Insurance :</b>										
610	Inadequately defined .. .. .	..	..	..	..	..	..	..	..	..
611	Insurance (including life assurance) .. ..	1,285	43	64	113	29	102	11	4	16
612	Friendly and benefit societies .. .. .	22	..	..	1	..	1	..	..	..
	<b>TOTAL SUB GROUP G.2 .. .. .</b>	<b>1,307</b>	<b>43</b>	<b>64</b>	<b>114</b>	<b>29</b>	<b>103</b>	<b>11</b>	<b>4</b>	<b>16</b>
<b>Sub Group 3.—Other Offices, Agencies, etc. :</b>										
620	Inadequately defined .. .. .	10	1	..	1	..	2	..	..	..
621	House and estate agencies, valuing and auctioneering (excluding stock and stations) .. .. .	350	60	19	72	7	52	12	..	2
622	Building companies and societies .. .. .	1	..	..	..	..	8	..	..	..
623	Moneylending and pawn broking .. .. .	41	..	1	1	1	1	..	..	..
624	Cash order and hire purchase .. .. .	53	2	3	..	..	1	..	..	..
625	Stock and share broking .. .. .	31	..	..	..	..	2	..	..	..
626	Trustees companies .. .. .	96	2	1	1	..	11	..	..	..
629	Other .. .. .	190	8	3	8	1	9	5	..	..
	<b>TOTAL SUB GROUP G.3 .. .. .</b>	<b>772</b>	<b>73</b>	<b>27</b>	<b>83</b>	<b>9</b>	<b>86</b>	<b>17</b>	<b>..</b>	<b>2</b>
	<b>TOTAL GROUP G .. .. .</b>	<b>3,427</b>	<b>292</b>	<b>234</b>	<b>500</b>	<b>125</b>	<b>358</b>	<b>118</b>	<b>47</b>	<b>63</b>
<b>GROUP H.—COMMERCE.</b>										
640	Inadequately defined .. .. .	187	12	7	17	1	17	14	..	..
<b>Sub Group 1.—Wholesale Trade (other than Live-stock and Primary Produce Dealing, etc.) :</b>										
650	Inadequately defined .. .. .	1,814	79	34	162	25	73	25	5	16
651	Softgoods, etc., warehouses .. .. .	362	8	2	3	..	1	..	..	..
652	Groceries .. .. .	417	6	17	31	2	23	..	..	..
653	Meat, fish, dairy products .. .. .	629	17	8	17	6	10	..	..	..
654	Fresh fruit and vegetables .. .. .	416	28	18	14	11	19	1	..	3
655	Timber and other building materials .. ..	377	17	12	30	8	16	4	..	1
656	Fuel .. .. .	1,199	136	86	120	55	125	48	22	29
657	Motor vehicles and accessories .. .. .	558	26	13	43	10	44	6	..	1
658	Other .. .. .	2,014	58	39	144	15	91	13	2	7
	<b>TOTAL SUB GROUP H.1 .. .. .</b>	<b>7,786</b>	<b>375</b>	<b>229</b>	<b>564</b>	<b>132</b>	<b>402</b>	<b>97</b>	<b>29</b>	<b>51</b>
<b>Sub Group 2.—Livestock and Primary Produce Dealing :</b>										
660	Wool, skin and produce (other than dairy) dealing and stock and station agencies (so described) .. .. .	1,296	68	80	90	85	173	68	41	23
<b>Sub Group 3.—Retail Trade :</b>										
670	Inadequately defined .. .. .	1,086	128	97	118	39	106	25	6	8
	Department general, clothing, hardware, etc. stores—									
671	Inadequately defined .. .. .	..	..	..	..	..	..	..	..	..
672	Department and general stores .. .. .	619	68	118	92	28	44	24	6	16
673	Drapery, clothing and footwear .. .. .	1,254	88	125	264	45	149	34	17	12
674	Crockery and hardware .. .. .	329	30	51	124	19	63	14	2	2
675	Electrical appliances and radio .. .. .	217	35	19	53	12	43	11	3	3
679	Other .. .. .	1	..	..	1	1	..	..	..	1
	Food stores—									
680	Inadequately defined .. .. .	33	3	..	2	..	1	..	..	..
681	Butchers meat .. .. .	1,059	255	205	450	94	206	66	21	32
682	Milk, dairy products and small-goods .. ..	651	89	44	73	19	79	13	..	4
683	Bread, cakes and pastry .. .. .	202	20	23	31	8	17	2	2	1
684	Fresh fruit and vegetables .. .. .	622	58	58	72	13	47	15	6	12
685	Groceries .. .. .	1,895	486	311	660	159	310	103	69	60
689	Other .. .. .	138	17	4	24	4	8	1	..	..
690	Hawking and Street selling (undefined) ..	19	1	1	..	..	3	..	..	..
	Other retail shops and dealings—									
691	Inadequately defined .. .. .	29	..	5	4	..	12	1	..	..
692	Drugs and chemicals .. .. .	324	49	42	64	18	49	12	4	3
693	Books, newspapers, paper and stationery ..	392	47	30	47	14	30	5	4	2
694	Furniture, furnishings and floor coverings ..	377	24	24	48	13	37	3	..	..
695	Jewellery and watches .. .. .	114	9	9	13	6	13	2	2	..
696	Tobacco, cigarettes and smokers requisites...	43	4	3	9	11	6	..	1	..
697	Sporting goods, games, toys, etc. .. .. .	74	9	1	9	4	5	..	1	1
698	Leather goods .. .. .	17	..	2	3	1	3	..	3	1
699	Other .. .. .	490	56	30	78	16	38	6	2	2
	<b>TOTAL SUB GROUP H.3 .. .. .</b>	<b>9,985</b>	<b>1,476</b>	<b>1,202</b>	<b>2,239</b>	<b>524</b>	<b>1,269</b>	<b>337</b>	<b>149</b>	<b>163</b>
	<b>TOTAL GROUP H .. .. .</b>	<b>19,254</b>	<b>1,931</b>	<b>1,518</b>	<b>2,910</b>	<b>742</b>	<b>1,861</b>	<b>516</b>	<b>219</b>	<b>242</b>

according to Industry—Detailed Table—Table 7 (a)—continued.

Warrego	Capri-cornia	Central Highlands	Western Plains	Pioneer	Port Denison	Burdekin	North-ern	North West-ern	The Gulf	Thursday Island	Migratory Population	TOTAL	Code No.
..	1	..	..	..	..	..	..	..	..	..	..	1	610
4	112	3	2	47	6	124	82	3	..	..	..	2,050	611
..	..	..	..	..	..	2	..	..	..	..	..	26	612
4	113	3	2	47	6	126	82	3	..	..	..	2,077	
..	1	..	..	..	..	1	2	..	..	..	..	18	620
1	23	1	1	18	4	25	31	1	..	..	..	679	621
..	..	..	..	..	..	1	4	..	..	..	..	14	622
..	..	..	..	..	..	1	..	..	..	..	..	46	623
..	1	..	..	..	..	..	1	..	..	..	..	61	624
..	2	..	..	1	..	2	2	..	..	..	..	40	625
..	3	..	3	..	..	7	..	..	..	..	..	124	626
3	17	2	2	4	..	5	12	1	..	..	..	270	629
4	47	3	6	23	4	42	52	2	..	..	..	1,252	
45	354	28	63	152	42	356	337	43	2	2	4	6,592	
..	26	1	1	5	4	43	14	1	2	..	1	353	640
2	314	6	12	88	24	377	187	10	1	6	1	3,255	650
2	1	..	..	3	..	28	7	..	..	..	..	417	651
1	23	..	1	30	2	24	14	1	..	..	..	592	652
1	406	3	..	6	41	192	17	1	..	..	..	1,354	653
2	31	..	..	8	6	21	14	2	..	..	..	594	654
2	21	..	3	32	2	43	30	..	..	..	2	600	655
27	155	9	36	36	14	294	124	14	..	3	..	2,532	656
4	25	..	4	28	7	69	49	..	..	..	..	887	657
3	96	..	4	34	6	123	78	1	..	2	4	2,734	658
44	1,072	18	60	265	102	1,171	520	29	1	11	7	12,965	
37	82	11	38	6	2	52	45	20	..	..	2	2,224	660
11	76	7	9	38	10	89	100	9	..	1	1	1,964	670
..	1	..	..	..	..	..	..	..	..	..	..	1	671
8	67	13	15	67	8	75	82	20	6	7	..	1,383	672
19	207	11	20	77	15	170	117	17	1	..	..	2,642	673
3	83	..	17	36	7	63	73	3	..	..	1	920	674
5	35	3	4	36	4	40	31	2	..	..	..	556	675
..	..	..	..	..	..	..	..	..	..	..	..	4	679
..	2	..	..	..	..	1	1	..	..	..	..	43	680
28	299	29	50	119	36	210	207	38	2	4	..	3,410	681
..	45	2	2	17	4	40	32	3	..	..	..	1,117	682
..	55	1	4	15	1	22	19	..	..	..	1	424	683
9	45	3	9	17	10	66	53	9	..	..	1	1,125	684
70	472	55	113	283	84	429	441	63	9	8	2	6,082	685
..	17	..	4	10	2	9	12	..	..	..	..	250	689
2	..	..	2	..	..	2	1	..	..	..	..	31	690
..	4	..	1	3	..	1	3	..	..	..	..	63	691
5	39	3	12	22	3	57	49	3	..	..	..	758	692
5	29	2	8	14	6	48	41	3	..	1	..	728	693
2	28	1	..	15	4	19	15	1	..	..	..	611	694
1	16	..	2	9	..	20	20	1	..	..	1	241	695
..	5	..	2	4	1	11	5	..	..	..	..	105	696
..	7	..	2	4	..	5	5	..	..	..	..	127	697
..	..	..	1	..	..	1	..	..	..	..	..	32	698
1	50	..	5	28	2	50	51	2	..	..	..	907	699
169	1,582	130	282	814	197	1,428	1,358	174	18	21	7	23,524	
250	2,762	160	381	1,090	305	2,694	1,937	224	21	32	17	39,066	

## Queensland—Males in Regional Areas classified

Code No.	INDUSTRY	East Moreton (Met.)	East Moreton (Ex-Met.)	West Moreton	Wide Bay	Southern Downs	Central Downs	Western Downs	Border Plains	Maranoa
<b>GROUP 1.—PUBLIC AUTHORITY (n.e.i.) and PROFESSIONAL ACTIVITIES.</b>										
<b>Sub Group 1.—Public Authority Activities n.e.i. :</b>										
700	Commonwealth, State and semi-government activities (n.e.i.) .. .. .	5,629	236	222	221	80	161	56	21	35
701	Local government activities (n.e.i.) .. .. .	550	48	47	77	16	32	16	6	6
702	Consular agencies and legations .. .. .	41	2	..	..	..	..	..	..	..
	<b>TOTAL SUB GROUP I.1</b> .. .. .	<b>6,220</b>	<b>286</b>	<b>269</b>	<b>298</b>	<b>96</b>	<b>193</b>	<b>72</b>	<b>27</b>	<b>41</b>
<b>Sub Group 2.—Defence Enlisted Personnel :</b>										
710	Inadequately defined .. .. .	5	1	2	..	..	..	..	..	..
711	Army .. .. .	1,614	56	45	23	166	94	3	3	24
712	Navy .. .. .	356	34	17	23	6	15	3	..	1
713	Air Force .. .. .	378	22	494	22	..	111	4	1	1
714	Other .. .. .	26	1	1	..	..	..	..	..	..
	<b>TOTAL SUB GROUP I.2</b> .. .. .	<b>2,379</b>	<b>114</b>	<b>559</b>	<b>68</b>	<b>172</b>	<b>220</b>	<b>10</b>	<b>4</b>	<b>4</b>
<b>Sub Group 3.—Defence Civilian Employees :</b>										
720	Inadequately defined .. .. .	59	1	2	..	..	..	..	..	..
721	Army .. .. .	493	15	29	3	20	23	..	..	..
722	Navy .. .. .	183	4	2	1	..	..	..	..	..
723	Air Force .. .. .	170	7	44	2	..	110	1	..	..
729	Other .. .. .	137	6	7	1	..	..	..	..	..
	<b>TOTAL SUB GROUP I.3</b> .. .. .	<b>1,042</b>	<b>33</b>	<b>84</b>	<b>7</b>	<b>20</b>	<b>133</b>	<b>1</b>	<b>..</b>	<b>..</b>
<b>Sub Group 4.—Law, Order and Public Safety :</b>										
730	Inadequately defined .. .. .	..	..	..	..	..	..	..	..	..
731	Police .. .. .	792	59	67	127	36	65	20	18	24
732	Prisons and reformatory institutions (not industrial schools), excluding inmates .. .. .	57	12	2	..	..	11	..	..	..
733	Legal profession (private practice) .. .. .	425	29	37	51	16	38	9	4	8
734	Fire Brigades .. .. .	264	20	16	14	2	7	..	1	..
739	Other .. .. .	52	3	1	..	..	..	..	..	..
	<b>TOTAL SUB GROUP I.4</b> .. .. .	<b>1,590</b>	<b>123</b>	<b>123</b>	<b>192</b>	<b>54</b>	<b>121</b>	<b>29</b>	<b>23</b>	<b>32</b>
<b>Sub Group 5.—Religion and Social Welfare :</b>										
741	Social Service and Welfare organisations (not governmental) .. .. .	56	5	..	1	..	3	..	..	2
742	Religion .. .. .	457	80	93	103	27	66	29	5	13
743	Missions for Aborigines (staff only) .. .. .	..	..	3	95	..	..	..	..	..
744	Benevolent institutions (other than hospitals) excluding inmates .. .. .	110	6	3	1	1	1	..	..	..
749	Other .. .. .	2	..	..	..	..	1	..	..	..
	<b>TOTAL SUB GROUP I.5</b> .. .. .	<b>625</b>	<b>91</b>	<b>99</b>	<b>200</b>	<b>28</b>	<b>71</b>	<b>29</b>	<b>5</b>	<b>15</b>
<b>Sub Group 6.—Health, Hospitals, etc. :</b>										
750	Inadequately defined .. .. .	34	3	1	2	1	3	..	..	..
<b>Hospitals (excluding inmates)—</b>										
751	Inadequately defined .. .. .	210	4	10	28	2	13	2	1	6
752	Public hospitals (other than mental) .. .. .	807	39	33	123	18	35	28	14	11
753	Mental hospitals .. .. .	79	3	300	2	..	134	..	..	..
754	Private hospitals (other than mental) .. .. .	24	1	1	4	1	1	..	..	..
755	Medicine (private practice) .. .. .	280	42	15	37	13	36	9	2	4
756	Dentistry (private practice) .. .. .	337	36	24	58	15	42	6	2	4
757	Veterinary surgery (private practice) .. .. .	12	1	1	4	2	1	..	..	..
760	Baby health centres .. .. .	1	..	..	..	..	..	..	..	..
769	Other .. .. .	228	40	22	44	7	30	12	2	6
	<b>TOTAL SUB GROUP I.6</b> .. .. .	<b>2,012</b>	<b>169</b>	<b>407</b>	<b>302</b>	<b>59</b>	<b>295</b>	<b>57</b>	<b>21</b>	<b>31</b>
<b>Sub Group 7.—Education :</b>										
770	Inadequately defined .. .. .	516	107	120	204	61	105	41	11	17
771	Kindergarten, primary and secondary schools .. .. .	605	125	85	147	40	120	27	9	..
772	Technical colleges .. .. .	147	4	17	17	2	15	..	..	1
773	Agricultural colleges .. .. .	6	7	82	..	1	2	..	..	..
774	Universities .. .. .	209	3	4	..	..	..	..	..	..
775	Other schools and private teaching .. .. .	67	1	7	8	..	4	..	..	2
776	Libraries and reading rooms .. .. .	31	2	2	3	1	1	1	..	..
779	Other .. .. .	9	1	..	..	..	..	..	..	..
	<b>TOTAL SUB GROUP I.7</b> .. .. .	<b>1,590</b>	<b>250</b>	<b>317</b>	<b>379</b>	<b>105</b>	<b>247</b>	<b>69</b>	<b>20</b>	<b>24</b>

according to Industry—Detailed Table—Table 7 (a)—continued.

Warrego	Capri-cornia	Central Highlands	Western Plains	Pioneer	Port Denison	Burdekin	North-ern	North West-ern	The Gulf	Thursday Island	Migratory Population	TOTAL	Code No.
51	292	26	49	109	43	422	348	61	4	39	12	8,117	700
14	49	6	26	22	16	45	51	18	3	1	..	1,049	701
..	..	..	..	..	..	..	..	..	..	..	..	43	702
65	341	32	75	131	59	467	399	79	7	40	12	9,209	
1	..	1	2	1	..	3	1	..	..	..	..	17	710
2	16	12	2	7	2	28	54	..	..	..	8	2,137	711
3	20	..	3	7	..	19	18	1	..	..	42	568	712
1	11	1	1	2	5	271	22	6	..	..	2	1,355	713
..	..	..	..	..	..	1	..	..	..	..	..	29	714
7	47	14	8	17	7	322	95	7	..	..	52	4,106	
..	..	..	..	..	..	1	2	..	..	..	..	65	720
..	2	..	..	..	..	8	13	..	..	..	..	606	721
..	..	..	..	..	..	..	..	..	..	..	..	190	722
1	..	..	..	..	3	157	5	..	..	..	1	501	723
..	1	..	..	1	..	1	..	..	..	..	..	154	729
1	3	..	..	1	3	167	20	..	..	..	1	1,516	
..	..	1	..	..	..	..	..	..	..	..	..	1	730
32	101	18	35	43	14	116	153	44	8	5	2	1,779	731
..	2	..	..	..	..	24	1	..	..	..	..	109	732
5	35	3	6	22	5	46	32	4	..	..	..	775	733
1	24	..	..	8	1	22	13	..	..	..	..	393	734
..	..	..	..	1	..	..	..	..	..	..	..	57	739
38	162	22	41	74	20	208	199	48	8	5	2	3,114	
..	3	..	..	..	..	4	4	2	..	..	..	80	741
8	79	13	21	29	12	76	71	18	1	6	6	1,213	742
..	33	..	..	..	..	123	22	..	8	..	3	287	743
..	9	..	..	..	..	25	2	..	..	..	..	158	744
..	..	..	..	..	..	..	..	..	..	..	..	3	749
8	124	13	21	29	12	228	99	20	9	6	9	1,741	
..	4	1	..	1	..	4	..	..	..	..	..	54	750
1	12	2	5	6	4	9	19	2	1	..	1	338	751
17	75	5	19	20	10	67	80	24	2	6	2	1,435	752
..	1	..	..	..	2	3	..	..	..	..	..	524	753
..	4	..	..	..	..	1	1	..	..	..	..	38	754
6	20	1	7	12	4	22	18	3	..	..	1	532	755
5	36	3	5	20	3	34	24	6	..	1	1	662	756
..	..	..	..	5	1	1	4	1	..	..	..	33	757
..	..	..	..	..	..	..	..	..	..	..	..	1	760
5	35	6	4	24	7	23	64	9	1	..	1	570	769
34	187	18	40	88	31	164	210	45	4	7	6	4,187	
13	150	12	20	57	23	108	110	16	2	2	..	1,695	770
7	80	5	6	45	6	100	104	10	1	1	1	1,528	771
1	14	..	..	4	..	14	9	..	..	..	1	246	772
..	13	..	..	5	..	7	9	..	..	..	..	132	773
..	..	..	..	..	1	..	..	..	..	..	..	217	774
..	10	..	1	..	1	4	2	..	..	..	..	107	775
..	3	..	..	..	..	..	1	..	..	..	..	45	776
..	..	..	..	..	..	..	..	..	..	..	..	10	779
21	270	17	27	111	31	233	235	26	3	3	2	3,980	

## Queensland—Males in Regional Areas classified

Code No.	INDUSTRY	East Moreton (Met.)	East Moreton (Ex-Met.)	West Moreton	Wide Bay	Southern Downs	Central Downs	Western Downs	Border Plains	Maranoa
<b>Sub Group 8.—Other Professional :</b>										
780	Inadequately defined .. .. .	10	1	..	..	..	..	..	..	..
781	Civil engineering and surveying .. .. .	78	15	7	8	4	4	..	..	2
782	Architecture .. .. .	88	4	2	4	1	4	..	..	..
783	Accountancy and auditing .. .. .	528	33	9	53	11	46	12	7	4
784	Musical composition, literature, painting and sculpture .. .. .	13	7	1	1	..	..	..	1	..
785	Industrial and trade associations .. .. .	126	3	5	6	..	2	1	1	1
789	Other .. .. .	25	1	..	1	..	3	1	..	1
TOTAL SUB GROUP I.8 .. .. .		868	64	24	73	16	59	14	9	8
TOTAL GROUP I. .. .. .		16,326	1,130	1,882	1,519	550	1,339	281	109	155
<b>GROUP J.—AMUSEMENT, HOTELS, CAFES, PERSONAL SERVICE, ETC.</b>										
<b>Sub Group 1.—Amusement, Sport and Recreation :</b>										
800	Inadequately defined .. .. .	104	28	4	8	2	3	1	..	..
801	Theatre .. .. .	51	..	..	..	..	..	1	..	..
802	Motion picture production and picture theatres .. .. .	381	97	21	52	10	26	18	3	4
803	Wireless broadcasting (incl. technical service) .. .. .	237	5	11	30	5	15	3	..	3
804	Music .. .. .	33	3	1	..	1	..	1	..	..
Racing and other professional sport—										
805	Inadequately defined .. .. .	1	1	..	1	..	..	..	..	..
806	Horse racing (racecourses and training stables) .. .. .	555	11	26	32	7	110	10	17	7
807	Dog racing .. .. .	3	..	..	1	..	..	..	..	..
808	Bookmaking .. .. .	322	31	8	12	7	34	3	1	4
809	Other professional sport .. .. .	40	7	1	4	..	3	..	1	1
810	Parks, gardens and recreation grounds .. .. .	295	48	16	48	12	24	5	2	1
811	Tourist bureaux and agencies (including government).. .. .	22	1	1	1	1	1	..	..	..
812	Lotteries, art unions, etc. .. .. .	22	1	..	..	..	..	..	..	..
819	Other .. .. .	49	86	7	27	7	4	8	2	10
TOTAL SUB GROUP J.1 .. .. .		2,115	319	96	216	52	220	50	26	30
<b>Sub Group 2.—Hotels, Cafes, Personal Service, etc.</b>										
820	Inadequately defined .. .. .	56	3	1	4	1	3	..	..	1
821	Private domestic service (indoor and outdoor) .. .. .	426	82	15	68	25	66	9	9	5
Hotels, boarding houses and restaurants—										
822	Inadequately defined .. .. .	..	2	..	..	..	..	..	..	..
823	Licensed hotels .. .. .	817	257	117	233	83	164	58	52	43
824	Boarding and lodging houses .. .. .	381	124	9	29	4	23	7	..	3
825	Restaurants and tea rooms .. .. .	640	136	55	138	34	60	40	20	15
826	Club houses and club rooms (not sporting clubs) .. .. .	154	10	4	13	5	10	..	1	1
827	Laundries, job dyeing and dry cleaning .. .. .	351	30	21	32	16	40	6	4	1
828	Hairdressing, manicure and beauty parlours .. .. .	510	80	56	114	34	63	26	9	10
829	Undertaking, cremation and grave digging .. .. .	129	15	16	23	6	11	3	2	1
830	Sanitation, inspection and disposal of refuse .. .. .	172	49	26	36	9	26	11	4	8
839	Other .. .. .	114	4	2	6	3	5	..	..	..
TOTAL SUB GROUP J.2 .. .. .		3,750	792	322	696	220	471	160	101	88
TOTAL GROUP J .. .. .		5,865	1,111	418	912	272	691	210	127	118
840	<b>GROUP K.—OTHER INDUSTRIES</b> .. .. .	3	..	..	..	..	..	..	..	..
<b>GROUP L.—INDUSTRY INADEQUATELY DESCRIBED.</b>										
851	Accountant, auditor (not grade E or O) .. .. .	12	1	..	..	..	1	..	..	..
852	Architect (not grade E or O) .. .. .	6	..	..	..	..	..	..	..	..
853	Caretaker, cleaner, watchman (undefined) .. .. .	149	4	3	4	4	3	..	..	1
854	Carpenter, carpenter and joiner, carpentering (undefined) .. .. .	289	79	49	116	6	48	19	5	6
855	Clerical, clerk (undefined) .. .. .	96	6	3	6	1	5	1	..	..
856	Contracting, contractor (undefined) .. .. .	100	10	6	15	5	8	6	..	2
857	Electrical, electrical trade (undefined).. .. .	309	25	21	24	1	44	2	1	1
858	Electrical fitter, fitting (undefined) .. .. .	20	2	2	1	..	2	1	..	..
859	Electrician (undefined) .. .. .	61	13	2	3	2	1	3	1	1
860	Employee, employer, proprietor (undefined).. .. .	1	..	..	..	..	..	..	..	..
861	Labourer, labouring (undefined) .. .. .	259	40	27	59	21	38	13	1	3
862	Lorry driver, truck driver (undefined) .. .. .	71	12	6	12	3	7	2	1	4
863	Machinists (undefined) .. .. .	5	..	..	1	..	..	..	..	..
864	Metal trade, trades (undefined) .. .. .	133	3	..	1	..	10	..	..	..
865	Milk, milk industry .. .. .	30	3	..	..	..	1	..	..	..

according to Industry—Detailed Table—Table 7 (a)—continued.

Warrego	Capri-cornia	Central Highlands	Western Plains	Pioneer	Port Denison	Burdekin	North-ern	North West-ern	The Gulf	Thursday Island	Migratory Population	TOTAL	Code No.
..	1	1	..	..	..	1	1	..	..	..	..	15	780
1	7	..	2	7	..	5	9	..	..	..	..	149	781
..	1	..	..	1	..	2	2	..	..	..	..	109	782
8	47	8	8	28	6	65	69	10	..	..	..	952	783
..	..	..	..	1	1	..	2	..	1	..	..	28	784
1	12	..	1	6	..	20	8	3	..	..	2	193	785
..	3	..	..	1	1	5	1	..	..	..	..	43	789
10	71	9	11	44	8	98	92	13	1	..	2	1,494	
184	1,205	125	223	495	171	1,887	1,349	238	32	61	86	29,347	
3	16	..	..	10	41	36	11	..	..	..	..	267	800
..	1	..	..	..	17	8	..	..	..	..	1	79	801
6	52	3	11	18	9	63	46	10	1	1	..	832	802
2	20	..	5	3	..	24	8	..	..	..	..	371	803
1	1	..	..	1	..	1	2	..	..	..	..	45	804
..	..	..	..	..	..	..	..	..	..	..	..	3	805
7	91	2	15	29	3	80	37	1	..	..	..	1,040	806
..	..	..	..	..	..	..	..	..	..	..	..	4	807
6	27	3	8	15	..	35	29	10	..	..	1	556	808
2	1	..	2	1	..	2	5	..	..	..	..	70	809
5	27	..	9	24	2	39	24	3	..	..	1	585	810
..	6	..	..	2	1	3	4	..	..	..	..	43	811
..	..	..	..	..	..	..	..	..	..	..	..	23	812
2	16	2	9	8	6	60	15	7	..	..	..	325	819
34	258	10	59	111	79	351	181	31	1	1	3	4,243	
1	3	..	2	3	1	11	7	2	..	..	2	101	820
5	57	3	8	21	5	45	34	11	..	2	..	896	821
..	..	..	..	..	..	1	..	6	..	..	..	9	822
59	180	34	73	94	35	206	195	57	3	5	..	2,765	823
3	39	1	1	14	19	35	30	6	..	..	1	729	824
16	101	14	26	37	18	101	141	21	..	3	..	1,616	825
1	12	1	9	3	1	10	11	3	..	..	..	249	826
3	39	1	2	20	5	40	36	1	..	..	2	650	827
12	76	8	17	25	11	78	61	18	..	1	2	1,211	828
3	22	1	..	4	1	14	12	2	..	..	..	265	829
3	35	6	4	19	9	36	38	8	2	..	..	501	830
..	11	..	..	2	..	8	2	2	..	..	1	160	839
106	575	69	142	242	105	585	567	137	5	11	8	9,152	
140	833	79	201	353	184	936	748	168	6	12	11	13,395	
..	..	..	..	..	..	..	..	..	..	..	..	3	840
..	..	..	..	..	..	4	1	..	..	..	..	19	851
..	1	..	..	..	..	1	1	..	..	..	..	9	852
1	5	..	..	1	1	7	6	..	..	..	..	189	853
3	68	1	13	25	6	67	63	10	..	1	..	874	854
1	2	..	..	2	1	7	11	..	..	..	..	142	855
2	14	..	3	3	..	9	8	4	..	..	..	195	856
2	11	..	5	5	3	26	24	..	..	3	1	508	857
..	..	..	..	2	..	2	..	..	..	..	..	32	858
..	1	..	..	1	2	8	1	1	..	..	..	101	859
..	..	..	..	..	..	..	..	..	..	..	..	1	860
..	31	5	3	16	2	58	52	3	..	3	..	634	861
2	7	1	1	6	..	18	15	2	..	..	..	170	862
..	..	..	..	..	..	..	..	..	..	..	..	6	863
..	1	..	..	2	..	8	2	..	..	..	..	160	864
..	1	..	..	..	..	..	1	..	..	..	..	36	865

## Queensland—Males in Regional Areas classified

Code No.	INDUSTRY	East Moreton (Met.)	East Moreton (Ex-Met.)	West Moreton	Wide Bay	Southern Downs	Central Downs	Western Downs	Border Plains	Maranoa
866	Motor, motor industry, motor trade .. ..	611	29	25	50	14	55	8	8	4
867	Motor driver (undefined) .. ..	21	2	..	1	..	..	..	1	..
868	Motor mechanic (undefined) .. ..	94	19	15	17	10	26	5	1	..
869	Office, office work (undefined) .. ..	37	1	..	3	..	..	..	..	..
870	Packer, packing, storeman (undefined) ..	77	3	3	2	..	2	..	..	..
871	Painter, painting (undefined) .. ..	420	52	34	55	11	42	12	4	5
872	Plumber, plumbing, gasfitting (undefined) ..	499	87	64	104	21	77	22	7	5
873	Process worker (undefined) .. ..	2	1	..	..	..	..	..	..	..
874	Radio (undefined) .. ..	26	4	3	3	1	5	..	2	1
875	Secretary (not grade E or O) (industry not stated) .. ..	1	..	..	..	..	..	..	..	..
878	Timber, timber industry .. ..	249	180	58	178	27	23	17	1	..
880	Industry inadequately described (other) ..	1,742	100	85	151	28	94	17	5	5
	<b>TOTAL GROUP L .. ..</b>	<b>5,320</b>	<b>676</b>	<b>406</b>	<b>806</b>	<b>155</b>	<b>492</b>	<b>128</b>	<b>38</b>	<b>46</b>
	<b>GROUP M.—INDUSTRY NOT STATED.</b>									
890	Industry not stated (nil or not answered) ..	6,081	1,135	459	1,187	273	699	244	69	90
	<b>GROUP N.—PERSONS NOT GAINFULLY OCCUPIED.</b>									
900	Persons not gainfully occupied .. ..	67,682	15,873	12,266	21,760	5,287	11,878	4,329	1,743	2,100
	<b>GRAND TOTAL .. ..</b>	<b>195,102</b>	<b>40,926</b>	<b>34,108</b>	<b>57,821</b>	<b>14,735</b>	<b>31,484</b>	<b>12,077</b>	<b>5,054</b>	<b>6,195</b>



according to Industry—Detailed Table—Table 7 (a)—continued.

Warrego	Capri-cornia	Central Highlands	Western Plains	Pioneer	Port Denison	Burekin	North-ern	North West-ern	The Gulf	Thursday Island	Migratory Population	TOTAL	Code No.
8	49	5	6	11	6	66	60	9	..	..	..	1,024	866
..	1	..	..	..	1	2	..	..	..	..	..	29	867
4	10	1	4	8	2	20	12	3	1	..	..	256	868
..	1	..	..	..	..	1	2	..	..	..	..	45	869
..	1	..	..	2	..	2	2	..	..	..	..	94	870
3	41	2	3	22	5	40	35	..	..	..	1	787	871
8	71	5	10	26	10	71	81	4	..	2	1	1,175	872
..	2	..	..	..	2	4	5	..	..	..	..	3	873
..	2	..	..	..	2	4	5	..	..	..	..	58	874
..	..	..	..	..	..	1	1	..	..	..	..	3	875
..	36	2	1	9	5	38	187	6	..	..	..	1,021	878
7	113	10	20	59	16	156	122	14	1	4	3	2,752	880
41	467	32	69	200	62	616	692	56	2	13	6	10,323	
98	640	60	150	558	157	811	737	109	4	10	24	13,595	890
2,086	14,386	1,678	2,753	6,390	2,155	11,836	12,770	2,137	189	152	33	199,483	900
6,633	39,656	5,052	9,171	17,588	6,571	36,247	37,728	8,440	662	513	1,708	567,471	

## Queensland—Females in Regional Areas classified

Code No.	INDUSTRY	East Moreton (Met.)	East Moreton (Ex-Met.)	West Moreton	Wide Bay	Southern Downs	Central Downs	Western Downs	Border Plains	Maranoa
<b>A. PRIMARY PRODUCTION.</b>										
<b>Sub Group 1.—Fishing :</b>										
000	Inadequately defined .. .. .	..	..	..	2	..	..	..	..	..
002	Pearling .. .. .	..	..	..	..	..	..	..	..	..
003	Oyster Fishing .. .. .	..	1	..	..	..	..	..	..	..
	<b>TOTAL SUB GROUP A.1</b> .. .. .	..	1	..	2	..	..	..	..	..
<b>Sub Group 2.—Hunting and Fishing :</b>										
011	Rabbit trapping and poisoning .. .. .	..	..	..	..	..	..	..	..	1
019	Other .. .. .	..	..	..	..	..	..	..	..	1
	<b>TOTAL SUB GROUP A.2</b> .. .. .	..	..	..	..	..	..	..	..	2
<b>Sub Group 3.—Agriculture, Grazing and Dairying :</b>										
020	Farming (so described) .. .. .	18	27	18	22	7	10	1	1	3
021	Mixed Farming .. .. .	38	70	82	85	43	120	24	1	7
023	Primary Producer industry (so described) .. .. .	1	1	..	1	..	..	..	..	..
Agriculture (other than mixed)—										
030	Wheat growing .. .. .	1	..	..	1	2	9	4	..	1
031	Sugar growing .. .. .	4	1	..	29	..	..	..	..	..
032	Fruit growing .. .. .	10	53	3	19	37	..	..	2	..
033	Grape growing .. .. .	..	..	..	..	1	..	..	..	..
034	Vegetable growing (so described) .. .. .	2	7	..	4	3	..	..	..	..
035	Market gardening (so described) .. .. .	11	4	..	2	1	2	..	..	..
036	Flower growing and nursery gardening .. .. .	14	4	..	8	..	1	..	..	..
037	Horticulture (so described) .. .. .	1	2	..	..	..	..	..	..	..
039	Other .. .. .	1	..	1	9	13	..	..	2	..
040	Grazing .. .. .	69	22	21	77	38	37	102	85	111
<b>Dairy, Pig and Poultry Farming and Beekeeping (other than mixed) :</b>										
050	Dairying .. .. .	77	534	456	637	95	405	131	1	16
051	Pig farming .. .. .	2	..	..	1	1	..	..	..	..
052	Poultry farming .. .. .	90	34	4	10	3	12	2	..	1
053	Beekeeping .. .. .	5	2	..	1	..	..	..	..	..
060	Other .. .. .	4	..	..	1	..	1	..	..	..
	<b>TOTAL SUB GROUP A.3</b> .. .. .	348	761	585	907	244	598	264	92	139
<b>Sub Group 4.—Forestry :</b>										
071	Afforestation and reafforestation .. .. .	..	..	..	..	..	..	..	..	..
072	Timber getting (including firewood) .. .. .	..	1	..	1	..	..	..	..	..
	<b>TOTAL SUB GROUP A.4</b> .. .. .	..	1	..	1	..	..	..	..	..
	<b>TOTAL A.—PRIMARY PRODUCTION</b>	348	763	585	910	244	598	264	92	141
<b>B. MINING AND QUARRYING</b>										
<b>Sub Group 1.—Mining :</b>										
080	Inadequately defined .. .. .	..	1	..	..	..	..	..	..	..
081	Gold Mining .. .. .	1	..	..	..	..	..	..	..	..
082	Silver, lead and zinc mining .. .. .	2	..	..	..	..	..	..	..	..
083	Coal mining .. .. .	3	1	5	2	..	..	..	..	..
084	Tin mining .. .. .	..	..	..	..	..	..	..	..	..
089	Other mining .. .. .	..	1	..	..	..	..	..	..	..
	<b>TOTAL SUB GROUP B.1</b> .. .. .	6	3	5	2	..	..	..	..	..
<b>Sub Group 2.—Quarrying :</b>										
090	Quarrying .. .. .	2	..	..	..	..	..	..	..	..
	<b>TOTAL B.—MINING AND QUARRYING</b>	8	3	5	2	..	..	..	..	..
<b>C. MANUFACTURING</b>										
100	Inadequately defined .. .. .	188	10	6	9	..	5	..	..	..
<b>Sub Group 1.—Manufacture relating to Cement Bricks, Glass, Stone, Coke, Oils, etc. :</b>										
110	Inadequately defined .. .. .	1	..	..	..	..	..	..	..	..
Cement plaster, etc.—										
112	Cement making .. .. .	3	..	..	..	..	..	..	..	..
113	Articles of cement and concrete .. .. .	18	..	..	..	..	..	..	..	..
114	Lime Kilns and plaster works .. .. .	3	..	..	..	..	..	..	..	..
115	Asbestos products .. .. .	3	..	..	..	..	..	..	..	..
Bricks, earthenware, etc.—										
117	Bricks, tiles and fireclay products .. .. .	3	..	2	..	..	..	..	..	..
118	Pottery and earthenware .. .. .	6	..	7	..	..	..	..	..	..
120	Glass .. .. .	10	..	..	..	..	..	..	..	..
121	Stone .. .. .	4	..	..	1	..	4	..	..	..

according to Industry—Detailed Table—Table 7 (b).

Warrego	Capri-cornia	Central Highlands	Western Plains	Pioneer	Port Denison	Burdekin	North-ern	North West-ern	The Gulf	Thursday Island	Migratory Population	TOTAL	Code No.
..	4	..	..	1	1	..	1	..	..	..	4	13	000
..	..	..	..	..	..	..	..	..	..	1	..	1	002
..	..	..	..	..	..	..	..	..	..	..	..	1	003
..	4	..	..	1	1	..	1	..	..	1	4	15	
..	..	..	..	..	..	..	..	..	..	..	..	1	011
..	..	..	1	..	..	..	..	..	..	..	..	2	019
..	..	..	1	..	..	..	..	..	..	..	..	3	
..	12	..	1	1	6	2	4	..	..	..	..	133	020
..	28	..	..	6	13	14	16	1	..	..	..	548	021
..	..	..	1	..	..	..	1	..	..	..	..	5	023
..	..	..	..	..	..	..	..	..	..	..	..	18	030
..	7	..	1	49	8	59	109	..	..	..	..	267	031
1	8	..	..	1	1	2	6	..	..	..	..	143	032
..	..	..	..	..	..	..	..	..	..	..	..	1	033
..	..	..	..	1	3	2	2	..	..	..	..	24	034
..	1	..	1	1	..	2	..	..	..	..	..	25	035
..	1	..	..	1	..	..	..	..	..	..	..	29	036
..	..	..	..	..	..	..	..	..	..	..	..	3	037
..	1	..	..	..	..	..	17	..	..	..	..	44	039
178	143	98	303	8	11	71	44	155	25	..	..	1,598	040
3	337	4	3	19	..	6	122	1	..	..	..	2,847	050
..	..	..	..	..	..	1	..	..	..	..	..	6	051
..	15	..	..	..	..	4	5	..	..	..	..	180	052
..	..	..	..	..	..	..	..	..	..	..	..	8	053
..	2	..	..	..	..	2	4	..	..	..	..	14	060
182	555	102	310	87	42	165	330	157	25	..	..	5,893	
..	..	..	..	..	..	..	1	..	..	..	..	1	071
..	..	..	..	..	..	1	..	..	..	..	..	3	072
..	..	..	..	..	..	1	1	..	..	..	..	4	
182	559	102	311	88	43	166	332	157	25	1	4	5,915	
..	13	..	..	..	..	2	..	9	..	..	..	25	080
..	7	..	..	..	..	..	..	..	..	..	..	8	081
..	..	..	..	1	..	..	..	17	..	..	..	20	082
..	2	..	..	..	1	..	1	..	..	..	..	15	083
..	..	..	..	..	..	1	..	..	..	..	..	1	084
..	..	..	..	..	..	..	..	..	..	..	..	1	089
..	22	..	..	1	1	3	1	26	..	..	..	70	
..	..	..	..	..	..	..	..	..	..	..	..	2	090
..	22	..	..	1	1	3	1	26	..	..	..	72	
..	2	..	..	..	..	3	..	..	..	..	1	224	10
..	..	..	..	..	..	..	..	..	..	..	..	1	110
..	..	..	..	..	..	..	..	..	..	..	..	3	112
..	..	..	..	..	..	1	..	..	..	..	..	19	113
..	..	..	..	..	..	..	..	..	..	..	..	3	114
..	..	..	..	..	..	..	..	..	..	..	..	3	115
..	..	..	..	..	..	..	..	..	..	..	..	5	117
..	..	..	..	..	..	..	..	..	..	..	..	13	118
..	..	..	..	..	..	..	..	..	..	..	..	10	120
..	1	..	..	..	..	1	1	..	..	..	..	12	121

## Queensland—Females in Regional Areas classified

Code No.	INDUSTRY	East Moreton (Met.)	East Moreton (Ex-Met.)	West Moreton	Wide Bay	Southern Downs	Central Downs	Western Downs	Border Plains	Maranoa
123	Oil— Inadequately defined .. .. .	6	..	..	..	..	..	..	..	..
	TOTAL SUB GROUP C.1 .. .. .	57	..	9	1	..	4	..	..	..
	<b>Sub Group 2.—Founding, Engineering and Metal-working (including Shipbuilding) :</b>									
130	Inadequately defined .. .. .	41	..	..	..	..	..	..	..	..
131	Extracting and refining of Metals— Inadequately defined .. .. .	9	..	..	..	..	..	..	..	..
133	Extracting and refining of non-ferrous metals and alloys .. .. .	..	1	..	..	..	..	..	..	..
	Founding—									
134	Inadequately defined .. .. .	4	1	..	4	..	27	1	..	..
135	Iron and Steel foundries .. .. .	4	..	..	..	..	2	..	..	..
136	Brass, copper and other foundries, sheet, tube and wire making .. .. .	4	..	..	..	..	..	..	..	..
140	Inadequately defined .. .. .	4	..	..	..	..	..	..	..	..
	Iron and Steel—									
142	Tinplate and galvanised sheet making .. .. .	2	..	..	..	..	..	..	..	..
143	Wrought iron, steel tube, metallic bedstead and tubular steel furniture making .. .. .	4	..	..	..	..	..	..	..	..
144	Wire, n.e.i., wirenetting, wire rope and nail making .. .. .	2	..	..	..	..	..	..	..	..
	Iron and Steel Manufacture—									
151	Cutlery and small tools (not machine) making .. .. .	1	..	..	..	..	..	7	..	..
152	Stove, grate and range making (including bath heaters) .. .. .	19	..	..	2	..	..	..	..	..
153	Canister making .. .. .	22	..	..	..	..	..	..	..	..
154	Tinplate and sheet metal working, n.e.i. .. .. .	23	..	..	..	..	..	..	..	..
155	Springmaking .. .. .	2	..	..	..	1	..	..	..	..
156	Blacksmithing and drop forging .. .. .	7	..	1	..	..	..	..	..	..
157	Iron and steel fabrication and welding .. .. .	8	1	..	..	..	1	..	..	..
159	Iron and steel manufacture, n.e.i. .. .. .	43	..	..	1	..	..	..	..	..
160	General Engineering (including engineering undefined) .. .. .	173	..	5	15	1	6	2	1	..
	Machines and machinery manufacture and repair—									
170	Inadequately defined .. .. .	8	..	1	..	..	..	..	..	..
171	Agricultural and earth moving machinery (including tractors) .. .. .	26	..	1	2	..	3	1	..	..
172	Metal working machines and appliances (including machine tools) .. .. .	1	..	..	..	..	..	..	..	..
173	Refrigerators and freezing machines .. .. .	31	..	3	1	..	..	..	..	..
174	Other domestic machinery .. .. .	2	..	..	..	..	3	..	..	..
179	Other .. .. .	11	..	..	..	..	..	..	..	..
	Metal goods, n.e.i.—									
189	Other metal goods .. .. .	18	..	..	..	..	..	..	..	..
190	Munitions (including ordnance, small arms, ammunition, etc.) .. .. .	1	..	..	..	..	..	..	..	..
	Wireless, electrical machinery and apparatus, etc.—									
201	Accumulator and battery making .. .. .	9	1	..	..	1	1	..	..	..
203	Wireless apparatus (including valves) making (excluding cabinets) .. .. .	19	2	..	4	1	..	..	..	..
209	Electrical machinery and apparatus, n.e.i. (not installation, supply or dealing) and electrical engineering (so described) .. .. .	69	2	1	1	..	1	..	..	..
210	Ship and boatbuilding and repairing and marine engineering .. .. .	22	..	..	..	..	..	..	..	..
	TOTAL SUB GROUP C.2 .. .. .	589	8	12	30	4	44	11	1	..
	<b>Sub Group 3.—Manufacture Assembly and Repair of Vehicles parts and accessories :</b>									
220	Inadequately defined .. .. .	2	..	1	..	..	..	..	..	..
221	Aircraft and aircraft parts .. .. .	15	1	1	..	..	..	..	..	..
222	Railway locomotives and rolling stock and tramcars (including workshops) .. .. .	..	..	14	..	..	1	..	..	..
	Motor vehicles parts and accessories—									
224	Construction and assembly of motor vehicles and manufacture of parts and accessories .. .. .	21	..	1	..	..	1	..	..	..
225	Motor body building, caravans and trailers .. .. .	18	1	1	1	..	1	..	..	..
227	Bicycles, parts and accessories .. .. .	12	..	..	..	..	1	..	..	..
	TOTAL SUB GROUP C.3 .. .. .	68	2	18	1	..	4	..	..	..
	<b>Sub Group 4.—Manufacture of Textile and fibrous materials (not dress) :</b>									
230	Inadequately defined .. .. .	95	7	10	..	..	1	..	..	..
	Wool, cotton, silk and rayon mills—									
232	Woollen and worsted mills (all processes) .. .. .	22	..	311	..	..	1	..	..	..
233	Cotton mills (all processes) .. .. .	1	..	..	1	..	..	..	..	..
235	Flax mills .. .. .	2	..	..	..	..	..	..	..	..
236	Tents, tarpaulins and other canvas goods .. .. .	33	..	15	..	..	12	..	..	..
237	Textile printing .. .. .	1	1	..	..	..	..	..	..	..



## Queensland—Females in Regional Areas classified

Code No.	INDUSTRY	East Moreton (Met.)	East Moreton (Ex-Met.)	West Moreton	Wide Bay	Southern Downs	Central Downs	Western Downs	Border Plains	Maranoa
245	Bags, Rope, etc.—									
246	Bags and sacks .. .. .	4	..	..	..	..	..	..	..	..
249	Rope and cordage .. .. .	1	..	..	..	..	..	..	..	..
	Other .. .. .	22	..	..	..	..	..	..	..	..
	<b>TOTAL SUB GROUP C.4</b> .. ..	<b>181</b>	<b>8</b>	<b>336</b>	<b>1</b>	<b>..</b>	<b>14</b>	<b>..</b>	<b>..</b>	<b>..</b>
	<b>Sub Group 5.—Manufacture of Clothing :</b>									
250	Inadequately defined .. .. .	1,986	175	138	47	2	68	2	1	..
251	Tailoring, ready-made clothing, waterproof and oilskin clothing .. .. .	697	29	80	97	19	49	7	2	..
252	Dressmaking, millinery, embroidery and lace ..	1,694	86	70	119	28	82	15	7	6
253	Shirts, handkerchiefs, under clothing (not knitted), etc. .. .. .	127	1	1	1	..	..	..	..	..
254	Corsets .. .. .	107	1	4	..	..	..	..	..	..
255	Hats and caps .. .. .	51	1	..	..	..	..	..	..	..
256	Knitted goods and hosiery .. .. .	16	..	..	..	1	2	..	..	..
259	Other .. .. .	46	2	..	2	..	2	..	..	..
	<b>TOTAL SUB GROUP C.5</b> .. ..	<b>4,724</b>	<b>295</b>	<b>293</b>	<b>266</b>	<b>50</b>	<b>203</b>	<b>24</b>	<b>10</b>	<b>6</b>
	<b>Sub Group 6.—Boot and Shoe Making (other than Rubber), Accessories and Repairing :</b>									
261	Boot and shoe making (other than rubber) ..	565	6	36	3	..	10	..	..	..
263	Boot and shoe repairing (including bootmaker) so described .. .. .	17	..	1	1	..	4	1	..	..
	<b>TOTAL SUB GROUP C.6</b> .. ..	<b>582</b>	<b>6</b>	<b>37</b>	<b>4</b>	<b>..</b>	<b>14</b>	<b>1</b>	<b>..</b>	<b>..</b>
	<b>Sub Group 7.—Manufacture of Food and Drink :</b>									
270	Inadequately defined .. .. .	296	4	13	15	..	1	..	..	..
	Meat and fish—									
280	Inadequately defined .. .. .	96	2	1	1	2	6	..	..	..
281	Abattoirs .. .. .	14	..	..	..	..	..	..	..	..
282	Meat freezing, preserving and canning .. .. .	32	..	..	..	..	..	..	..	..
283	Bacon and ham .. .. .	30	..	2	3	..	24	..	..	..
284	Smallgoods .. .. .	3	..	..	..	..	..	..	..	..
289	Other meat and fish .. .. .	1	..	..	..	..	..	..	..	..
	Milk, butter and cheese and Substitutes—									
290	Inadequately defined .. .. .	1	2	1	4	2	6	..	..	..
291	Butter .. .. .	4	11	11	21	8	15	7	..	1
292	Cheese .. .. .	60	3	..	2	..	1	1	..	..
293	Dried, condensed and other milk products ..	6	2	..	..	..	5	..	..	..
294	Butterine and margarine .. .. .	4	..	..	..	..	..	..	..	..
295	Ice cream .. .. .	43	..	..	..	..	2	..	..	..
296	Pasteurizing milk and cream .. .. .	1	..	..	..	..	..	..	..	..
	Grain milling, cereal food, etc.—									
300	Inadequately defined .. .. .	4	..	..	..	..	..	..	..	..
301	Flour and other grain milling .. .. .	24	..	..	4	4	5	1	..	1
302	Cereals foods and starch .. .. .	27	..	..	..	..	..	..	..	..
303	Bread, cakes and pastry .. .. .	179	23	22	67	6	37	2	4	6
304	Biscuits .. .. .	120	3	2	..	..	..	..	..	..
309	Other .. .. .	2	1	..	..	..	..	..	..	..
310	Confectionery (including cocoa and chocolate)	185	3	13	2	..	10	..	..	..
311	Sugar milling and refining .. .. .	11	5	..	23	..	..	..	..	..
	Jam, fruit and vegetable canning, etc., pickles, etc.—									
321	Jam making, fruit and vegetable canning ..	78	4	1	..	..	..	..	..	..
323	Pickles, sauces and vinegar .. .. .	9	..	..	..	1	..	..	..	..
324	Condiments and spices .. .. .	1	5	..	..	..	..	..	..	..
	Other foods, n.e.l.—									
329	Other .. .. .	51	3	3	2	..	1	..	..	..
	Drink manufacture (including ice)—									
330	Inadequately defined .. .. .	3	..	..	..	..	..	..	..	..
331	Ice (not ice cream) .. .. .	2	1	..	2	1	..	..	..	..
332	Aerated waters and cordials .. .. .	33	4	3	3	1	1	1	..	..
333	Brewing .. .. .	23	..	1	..	..	7	..	..	..
335	Distilling .. .. .	1	..	..	1	..	..	..	..	..
339	Other .. .. .	2	..	..	..	..	..	..	..	..
	<b>TOTAL SUB GROUP C.7</b> .. ..	<b>1,346</b>	<b>76</b>	<b>73</b>	<b>150</b>	<b>25</b>	<b>121</b>	<b>12</b>	<b>4</b>	<b>8</b>
	<b>Sub Group 8.—Tobacco Manufacture :</b>									
340	Tobacco, cigar and cigarette making .. .. .	55	..	1	..	..	..	..	..	..
	<b>Sub Group 9.—Manufacture of Furniture Fittings (not Metal), Woodworking, Basketware, etc. :</b>									
350	Inadequately defined .. .. .	2	..	..	1	..	..	..	..	..
351	Sawmilling (town and country) .. .. .	41	13	14	30	1	5	3	2	..

according to Industry—Summary Table—Table 7 (b).

Warrego	Capri-cornia	Central Highlands	Western Plains	Pioneer	Port Denison	Burdekin	North-ern	North West-ern	The Gulf	Thursday Island	Migratory Population	TOTAL	Code No.
..	..	..	..	..	..	..	..	..	..	..	..	4	245
..	..	..	..	..	..	..	..	..	..	..	..	1	246
..	..	..	..	1	..	..	..	..	..	..	..	23	249
1	8	..	..	2	..	7	1	..	..	..	..	559	
1	33	1	6	3	1	24	10	1	..	..	..	2,499	250
10	94	6	23	53	9	82	64	8	..	..	..	1,329	251
2	97	3	12	40	16	108	56	4	..	..	1	2,446	252
..	..	..	..	..	..	..	1	..	..	..	..	131	253
..	..	..	..	..	..	..	..	..	..	..	..	112	254
..	..	..	..	..	..	..	..	..	..	..	..	52	255
..	..	..	..	..	..	..	..	..	..	..	..	19	256
..	..	..	..	1	..	..	2	..	..	..	..	55	259
13	224	10	41	97	26	214	133	13	..	..	1	6,643	
..	1	..	..	1	1	2	2	..	..	..	..	627	261
..	..	..	2	1	..	1	1	..	..	..	..	29	263
..	1	..	2	2	1	3	3	..	..	..	..	656	
..	10	..	..	..	..	..	..	..	..	..	..	339	270
..	173	..	..	..	1	6	..	..	..	..	..	288	280
..	..	..	..	..	..	..	..	..	..	..	..	14	281
..	21	..	..	1	..	..	1	..	..	..	..	55	282
..	1	..	..	..	..	..	1	..	..	..	..	61	283
..	..	..	..	..	..	..	..	..	..	..	..	3	284
..	..	..	..	..	..	..	..	..	..	..	..	1	289
..	..	..	..	..	..	..	1	..	..	..	..	17	290
..	9	..	..	3	..	..	9	..	..	..	..	99	291
..	1	..	..	..	..	..	..	..	..	..	..	68	292
..	..	..	..	..	..	..	2	..	..	..	..	15	293
..	..	..	..	..	..	..	..	..	..	..	..	4	294
..	12	..	..	..	1	5	2	..	..	..	..	65	295
..	..	..	..	..	..	..	1	..	..	..	..	2	296
..	..	..	..	..	..	..	..	..	..	..	..	4	300
..	..	..	..	..	..	..	..	..	..	..	..	39	301
..	..	..	..	..	..	..	3	..	..	..	..	30	302
1	63	8	3	26	7	32	15	3	..	..	2	506	303
..	2	..	..	..	..	1	..	..	..	..	..	128	304
..	..	..	..	..	..	..	..	..	..	..	..	3	309
..	2	..	..	..	..	2	..	..	..	..	..	217	310
..	..	1	..	8	3	17	23	..	..	..	..	91	311
..	..	..	..	..	..	..	..	..	..	..	..	83	321
..	..	..	..	..	..	..	..	..	..	..	..	10	323
..	..	..	..	..	..	..	..	..	..	..	..	6	324
..	1	..	..	..	..	..	..	..	..	..	..	61	329
..	..	..	..	..	..	..	..	..	..	..	..	3	330
..	..	..	..	..	..	3	5	..	..	..	..	14	331
..	9	..	3	3	..	6	5	2	..	..	..	74	332
..	5	..	..	..	..	..	5	..	..	..	..	41	333
..	..	..	..	..	..	..	..	..	..	..	..	2	335
..	..	..	..	..	..	..	..	..	..	..	..	2	339
1	309	9	6	41	12	72	73	5	..	..	2	2,345	
..	..	..	..	..	..	..	..	..	..	..	..	56	340
..	..	..	..	..	..	..	..	..	..	..	..	3	350
..	5	1	..	3	1	3	34	..	..	..	..	156	351

## Queensland—Females in Regional Areas classified

Code No.	INDUSTRY	East Moreton (Met.)	East Moreton (Ex-Met.)	West Moreton	Wide Bay	Southern Downs	Central Downs	Western Downs	Border Plains	Maranoa
352	Furniture making, Joinery, etc.— Inadequately defined .. .. .	1	..	..	..	..	..	..	..	..
353	Cabinet and furniture making, n.e.i. ..	88	2	5	10	..	5	..	..	..
354	House and shop fittings, n.e.i. (including signwriting) .. .. .	5	..	1	..	..	1	..	..	..
355	Joinery, sash and door making .. .. .	3	2	3	2	1	1	..	..	..
356	Plywood making .. .. .	24	..	6	..	..	..	..	..	..
357	Fibre and pulp wall and ceiling board (not fibrous plaster or cement) .. .. .	2	..	..	..	..	..	..	..	..
358	Wood turning and carving .. .. .	3	..	..	..	..	..	..	..	..
359	Wooden boxes and cases .. .. .	5	..	..	..	..	..	..	..	1
360	Coopering .. .. .	1	..	..	..	..	..	..	..	..
361	Basket and wickerware .. .. .	2	..	..	..	..	..	..	..	..
	Bedding and furnishing, drapery making—									
363	Bedding and mattresses, n.e.i. .. .. .	26	..	..	..	..	..	..	..	..
364	Other .. .. .	44	1	..	1	..	1	..	..	..
369	Other .. .. .	1	..	..	..	..	..	..	..	..
	<b>TOTAL SUB GROUP C.9</b> .. .. .	<b>248</b>	<b>18</b>	<b>29</b>	<b>44</b>	<b>2</b>	<b>13</b>	<b>3</b>	<b>2</b>	<b>1</b>
	<b>Sub Group C. 10.—Paper, Printing, Bookbinding and Photography :</b>									
370	Inadequately defined .. .. .	2	..	..	..	..	..	..	..	..
371	Pulp and paper making .. .. .	28	..	..	..	..	..	..	..	..
	Paper article making—									
373	Paper bag making .. .. .	22	1	..	..	..	..	..	..	..
374	Cardboard box and carton paper container making .. .. .	47	1	..	..	..	..	..	..	..
375	Stationery and paper products, n.e.i. ..	30	1	..	..	..	2	..	..	..
	Printing and Publishing—									
380	Inadequately defined .. .. .	499	15	9	11	3	24	..	..	..
381	Printing and Publication of newspaper and periodicals .. .. .	169	5	13	10	7	15	5	1	..
382	Job and general printing .. .. .	117	2	2	..	..	3	..	..	..
383	Bookbinding .. .. .	29	1	..	1	..	5	..	..	..
385	Other .. .. .	7	..	..	..	..	..	..	..	..
386	Photographic goods and photography ..	254	17	16	54	8	28	3	..	..
389	Other .. .. .	7	..	..	..	..	..	..	..	..
	<b>TOTAL SUB GROUP C.10</b> .. .. .	<b>1,211</b>	<b>43</b>	<b>40</b>	<b>76</b>	<b>18</b>	<b>77</b>	<b>8</b>	<b>1</b>	<b>..</b>
	<b>Sub Group 11.—Manufacture of Paints, Non- mineral Oils, Grease :</b>									
390	Inadequately defined .. .. .	..	..	..	..	..	..	..	..	..
391	Paints and colours, varnish .. .. .	19	..	..	..	..	..	..	..	..
392	Vegetable oils, essences and extracts ..	..	..	..	3	..	..	..	..	..
394	Soap and candles .. .. .	70	..	3	..	..	3	..	..	..
397	Glue, size, gelatine, dextrine and gums ..	2	..	..	..	..	..	..	..	..
	<b>TOTAL SUB GROUP C.11</b> .. .. .	<b>91</b>	<b>..</b>	<b>3</b>	<b>3</b>	<b>..</b>	<b>3</b>	<b>..</b>	<b>..</b>	<b>..</b>
	<b>Sub Group 12.—Manufacture of Chemicals, Dyes, etc. :</b>									
400	Inadequately defined .. .. .	32	..	1	..	..	..	..	..	..
401	Drugs and patent medicines .. .. .	28	..	..	..	..	..	..	..	..
402	Chemical fertilizer manufacture and mixing ..	14	..	..	..	..	..	..	..	..
403	Industrial and heavy chemicals and acids ..	21	..	..	..	..	..	..	..	..
404	Cosmetics .. .. .	11	..	..	1	..	..	..	..	..
409	Other .. .. .	6	..	..	1	..	1	..	..	..
	<b>TOTAL SUB GROUP C.12</b> .. .. .	<b>112</b>	<b>..</b>	<b>1</b>	<b>2</b>	<b>..</b>	<b>1</b>	<b>..</b>	<b>..</b>	<b>..</b>
	<b>Sub Group 13.—Manufacture of Explosives :</b>									
410	Explosives .. .. .	..	..	..	..	..	..	..	..	..
	<b>Sub Group 14.—Jewellery, Watchmaking, Electro- plating and Minting :</b>									
421	Jewellery and Watchmaking (including re- pairing) .. .. .	27	1	1	1	..	2	..	..	..
422	Electroplate ware and electroplating .. ..	1	..	..	..	..	..	..	..	..
	<b>TOTAL SUB GROUP C.14</b> .. .. .	<b>28</b>	<b>1</b>	<b>1</b>	<b>1</b>	<b>..</b>	<b>2</b>	<b>..</b>	<b>..</b>	<b>..</b>
	<b>Sub Group 15.—Preparation of Skins and Leather, Manufacture of Goods of Leather and Leather Substitutes (not clothing or footwear) :</b>									
430	Inadequately defined .. .. .	17	..	..	..	..	..	..	..	..
431	Furriers and fur dressing .. .. .	39	1	1	..	..	1	..	..	..
432	Felmongering .. .. .	1	..	..	..	..	..	..	..	..
433	Tanning, currying and Leather dressing ..	11	1	..	..	..	1	..	..	..
434	Saddlery, harness and whips .. .. .	10	..	..	..	..	3	..	1	..
435	Bags, trunks and other goods of leather and leather substitutes (not clothing or footwear)	64	2	2	1	..	..	..	..	..
	<b>TOTAL SUB GROUP C.15</b> .. .. .	<b>142</b>	<b>4</b>	<b>3</b>	<b>1</b>	<b>..</b>	<b>5</b>	<b>..</b>	<b>1</b>	<b>..</b>





## Queensland—Females in Regional Areas classified

Code No.	INDUSTRY	East Moreton (Met.)	East Moreton (Ex-Met.)	West Moreton	Wide Bay	Southern Downs	Central Downs	Western Downs	Border Plains	Maranoa
<b>Sub Group 16.—Manufacture of Rubber Goods :</b>										
440	Inadequately defined .. .. .	120	4	7	2	..	..	..	..	..
441	Rubber tyres and tubes .. .. .	3	..	..	..	..	..	..	..	..
442	Rubber boots and shoes .. .. .	34	11	1	..	..	..	..	..	..
443	Rubber goods, n.e.i. (not clothing) .. .. .	5	..	1	..	..	..	..	..	..
444	Vulcanizing and tyre retreading .. .. .	9	..	..	6	1	1	..	..	..
	<b>TOTAL SUB GROUP C.16 .. .. .</b>	<b>171</b>	<b>15</b>	<b>9</b>	<b>8</b>	<b>1</b>	<b>1</b>	<b>..</b>	<b>..</b>	<b>..</b>
<b>Sub Group 17.—Manufacture of Musical, Surgical and Scientific Instruments and Apparatus :</b>										
450	Musical, Surgical and scientific instruments and apparatus .. .. .	27	..	4	1	..	1	..	..	..
<b>Sub Group 18.—Manufacture of Plastic Products :</b>										
460	Plastic products .. .. .	18	..	..	..	..	..	..	..	..
<b>Sub Group 19.—Other Manufacture :</b>										
471	Toys, games and sport requisites (excluding billiard tables) .. .. .	21	2	..	..	..	..	..	..	..
472	Buttons and buckles .. .. .	3	..	..	..	..	..	..	..	..
473	Brooms and brushes .. .. .	9	..	..	..	..	..	..	..	..
474	Artificial flowers .. .. .	6	..	..	..	..	..	..	..	..
476	Power alcohol distillation .. .. .	..	..	..	..	..	..	..	..	..
479	Other .. .. .	7	..	..	..	..	..	..	..	..
	<b>TOTAL SUB GROUP C.19 .. .. .</b>	<b>46</b>	<b>2</b>	<b>..</b>	<b>..</b>	<b>..</b>	<b>..</b>	<b>..</b>	<b>..</b>	<b>..</b>
<b>Sub Group 20.—Gas and Electricity :</b>										
480	Gas .. .. .	26	1	2	6	1	2	..	..	..
481	Electricity .. .. .	86	7	7	11	4	9	..	..	..
	<b>TOTAL SUB GROUP C.20 .. .. .</b>	<b>112</b>	<b>8</b>	<b>9</b>	<b>17</b>	<b>5</b>	<b>11</b>	<b>..</b>	<b>..</b>	<b>..</b>
	<b>TOTAL GROUP C. .. .. .</b>	<b>9,996</b>	<b>496</b>	<b>884</b>	<b>615</b>	<b>105</b>	<b>523</b>	<b>59</b>	<b>19</b>	<b>15</b>
<b>GROUP D.—BUILDING AND CONSTRUCTION.</b>										
500	Inadequately defined .. .. .	..	..	..	..	..	..	..	..	..
510	<b>Sub Group 1.—Construction and Repair of Buildings :</b> .. .. .	<b>63</b>	<b>5</b>	<b>2</b>	<b>2</b>	<b>..</b>	<b>2</b>	<b>..</b>	<b>..</b>	<b>1</b>
<b>Sub Group 2.—Construction Works and Maintenance (other than Buildings) :</b>										
520	Inadequately defined .. .. .	16	2	2	1	..	..	..	..	..
521	Roads and bridges .. .. .	10	..	..	..	..	..	..	..	..
522	Rail and tram ways and works .. .. .	..	..	..	1	..	..	..	..	..
523	Harbour and river works, wharves and docks .. .. .	1	..	..	..	..	..	..	..	..
525	Telegraph and telephone lines, water supply sewerage, drainage and irrigation .. .. .	2	..	..	..	..	..	..	..	..
526	Inadequately defined .. .. .	1	..	..	..	..	..	..	..	..
527	Water conservation, supply and maintenance .. .. .	2	1	..	..	..	..	..	..	..
528	Sewerage .. .. .	3	..	1	..	..	..	..	..	..
530	Dam making and well sinking .. .. .	3	..	..	1	..	..	1	..	..
	<b>TOTAL SUB GROUP D.2 .. .. .</b>	<b>38</b>	<b>3</b>	<b>3</b>	<b>3</b>	<b>..</b>	<b>..</b>	<b>1</b>	<b>..</b>	<b>..</b>
	<b>TOTAL GROUP D .. .. .</b>	<b>101</b>	<b>8</b>	<b>5</b>	<b>5</b>	<b>..</b>	<b>2</b>	<b>1</b>	<b>..</b>	<b>1</b>
<b>GROUP E.—TRANSPORT AND STORAGE.</b>										
540	Inadequately defined .. .. .	38	2	3	..	4	4	..	..	..
<b>Sub Group 1.—Road Transport and Storage :</b>										
550	Inadequately defined .. .. .	12	..	..	1	1	4	..	..	..
551	Motor Engineering .. .. .	39	3	4	12	..	11	7	..	2
552	Motor garages (so described) .. .. .	53	30	25	40	16	22	21	9	5
553	Petrol selling, car parking and towing service .. .. .	8	4	1	4	1	2	..	1	..
554	Taxi and hire car service .. .. .	19	..	1	..	..	2	..	..	..
555	Carrying and cartage service (including mail contracting) .. .. .	65	7	5	7	4	2	6	1	1
556	Tramway service (including trolley buses) .. .. .	21	..	..	..	..	..	..	..	..
557	Motor bus and car service .. .. .	18	3	..	..	..	..	..	..	..
558	Other road service (including livery stables) .. .. .	8	..	1	1	..	1	..	..	..
559	Storage .. .. .	4	..	..	..	..	..	..	..	..
	<b>TOTAL SUB GROUP E.1 .. .. .</b>	<b>247</b>	<b>47</b>	<b>37</b>	<b>65</b>	<b>22</b>	<b>44</b>	<b>34</b>	<b>11</b>	<b>8</b>
<b>Sub Group 2.—Shipping :</b>										
560	Inadequately defined .. .. .	42	1	..	1	..	..	..	..	..
561	Ferry and harbour service (including tugs, barges and lighters) .. .. .	4	..	..	..	..	..	..	..	..
562	Coastwise and oversea shipping .. .. .	64	3	1	..	..	..	..	..	..
563	Boat hiring .. .. .	..	1	..	..	..	..	..	..	..
	<b>TOTAL SUB GROUP E.2 .. .. .</b>	<b>110</b>	<b>5</b>	<b>1</b>	<b>1</b>	<b>..</b>	<b>..</b>	<b>..</b>	<b>..</b>	<b>..</b>

according to Industry—Detailed Table—Table 7 (b)—continued.

Warrego	Capri-cornia	Central Highlands	Western Plains	Pioneer	Port Denison	Burdekin	North-ern	North-West-ern	The Gulf	Thursday Island	Migratory Population	TOTAL	Code No.
..	..	..	..	..	..	3	1	..	..	..	..	137	440
..	..	..	..	..	..	1	..	..	..	..	..	4	441
..	..	..	..	..	..	..	..	..	..	..	..	46	442
..	..	..	..	..	..	..	..	..	..	..	..	6	443
1	2	..	..	1	..	..	..	..	..	..	..	21	444
1	2	..	..	1	..	4	1	..	..	..	..	214	
..	..	..	..	..	..	1	..	..	..	..	..	34	450
..	..	..	..	..	..	..	..	..	..	..	..	18	460
..	..	..	..	1	..	..	..	..	..	..	..	24	471
..	..	..	..	..	1	..	..	..	..	..	..	4	472
..	..	..	..	..	..	..	..	..	..	..	..	9	473
..	..	..	..	..	..	..	..	..	..	..	..	6	474
..	..	..	..	3	..	..	..	..	..	..	..	3	476
..	..	..	..	..	..	..	..	..	..	..	..	7	479
..	..	..	..	4	..	1	..	..	..	..	..	53	
..	3	..	..	3	..	3	3	..	..	..	..	50	480
..	8	..	..	..	..	27	10	1	..	..	..	170	481
..	11	..	..	3	..	30	13	1	..	..	..	220	
18	682	25	55	199	41	479	363	20	..	..	5	14,599	
..	..	..	..	..	..	..	..	..	..	..	..	..	500
1	2	..	..	1	1	14	4	1	..	..	..	99	510
..	3	..	..	..	..	1	..	..	..	..	..	25	520
..	..	..	..	..	..	..	1	..	..	..	..	11	521
..	..	..	..	..	..	..	..	..	..	..	..	1	522
..	..	..	..	..	..	..	..	..	..	..	..	1	523
..	..	..	..	..	..	..	..	..	..	..	..	2	525
..	..	..	..	..	..	..	..	..	..	..	..	1	526
..	..	..	..	..	..	..	..	..	..	..	..	3	527
..	..	..	..	..	..	..	..	..	..	..	..	4	528
..	..	..	2	..	..	..	..	..	..	..	..	7	530
..	3	..	2	..	..	1	1	..	..	..	..	55	
1	5	..	2	1	1	15	5	1	..	..	..	154	
..	1	..	..	1	..	..	2	..	..	..	..	55	540
..	1	..	1	..	..	..	..	..	..	..	..	20	550
1	6	..	..	4	1	8	8	4	..	..	..	110	551
9	28	1	7	11	5	15	21	1	..	..	..	319	552
..	..	..	..	..	..	7	1	..	..	..	..	29	553
..	1	..	1	2	..	5	2	..	..	..	..	33	554
1	12	..	2	10	..	7	5	..	..	..	..	135	555
..	..	..	..	..	..	1	..	..	..	..	..	22	556
..	2	..	..	..	2	1	1	..	..	..	..	27	557
..	..	..	..	..	..	..	..	..	..	..	..	11	558
..	..	..	..	..	..	..	1	..	..	..	..	5	559
11	50	1	11	27	8	44	39	5	..	..	..	711	
..	1	..	..	..	..	4	..	..	..	..	..	49	560
..	..	..	..	..	..	..	1	..	..	..	..	5	561
..	5	..	..	3	1	4	6	..	..	..	1	88	562
..	..	..	..	..	..	1	..	..	..	..	..	2	563
..	6	..	..	3	1	9	7	..	..	..	1	144	

## Queensland—Females in Regional Areas classified

Code No.	INDUSTRY	East Moreton (Met.)	East Moreton (Ex-Met.)	West Moreton	Wide Bay	Southern Downs	Central Downs	Western Downs	Border Plains	Maranoa
570	<b>Sub Group 3.—Loading and Discharging Vessels :</b> Loading and discharging vessels .. .. .	4	1	..	..	..	..	..	..	..
580	<b>Sub Group 4.—Rail and Air Transport :</b> Rail Service .. .. .	300	67	81	116	40	53	11	5	13
581	Air Transport .. .. .	136	1	4	2	..	..	..	..	..
	TOTAL SUB GROUP E.4 .. .. .	436	68	85	118	40	53	11	5	13
	TOTAL GROUP E .. .. .	835	123	126	184	66	101	45	16	21
	<b>GROUP F.—COMMUNICATION.</b>									
590	Inadequately defined .. .. .	1	..	..	..	..	..	..	..	..
591	Post Telegraph and telephone service .. .. .	764	163	110	151	60	120	50	27	25
592	Wireless communication (not broadcasting and cable service) .. .. .	..	..	..	..	..	..	..	..	..
	TOTAL GROUP F. .. .. .	765	163	110	151	60	120	50	27	25
	<b>GROUP G.—FINANCE AND PROPERTY.</b>									
600	<b>Sub Group 1.—Banking :</b> Banking .. .. .	545	21	35	48	18	30	13	3	2
611	<b>Sub Group 2.—Insurance :</b> Insurance (including life assurance) .. .. .	697	6	24	34	5	28	..	..	5
612	Friendly and benefit societies .. .. .	12	..	1	2	..	1	..	..	..
	TOTAL SUB GROUP G.2 .. .. .	709	6	25	36	5	29	..	..	5
620	<b>Sub Group 3.—Other Offices, Agencies, etc. :</b> Inadequately defined .. .. .	10	..	1	..	..	..	..	..	..
621	House and Estate agencies, valuing and auctioneering (excluding stock and stations)	133	24	10	23	5	18	3	1	1
622	Building companies and societies .. .. .	1	2	1	..	..	17	..	..	..
623	Money lending and pawn broking .. .. .	20	1	2	..	1	1	..	..	..
624	Cash order and hire purchase .. .. .	71	..	6	..	..	2	..	..	..
625	Stock and share broking .. .. .	33	1	2	..	..	1	..	..	..
626	Trustee companies .. .. .	74	2	..	..	..	11	..	..	..
629	Other .. .. .	212	6	10	11	1	10	2	1	2
	TOTAL SUB GROUP G.3 .. .. .	554	36	32	34	7	60	5	2	3
	TOTAL GROUP G. .. .. .	1,808	63	92	118	30	119	18	5	10
	<b>GROUP H.—COMMERCE.</b>									
640	Inadequately defined .. .. .	68	..	4	10	..	5	1	..	..
650	<b>Sub Group 1.—Wholesale Trade (other than Live-stock and Primary Production Dealing, etc.) :</b> Inadequately defined .. .. .	664	15	22	46	9	21	7	2	1
651	Softgoods, etc., warehouses .. .. .	121	..	..	..	..	1	..	..	1
652	Groceries .. .. .	139	..	8	5	1	5	..	..	..
653	Meat, fish, dairy, products .. .. .	167	5	5	3	1	7	..	..	..
654	Fresh fruit and vegetables .. .. .	141	8	1	4	..	3	..	..	2
655	Timber and other building materials .. .. .	58	2	3	2	..	..	1	..	..
656	Fuel .. .. .	190	4	3	1	..	2	1	..	..
657	Motor vehicles and accessories .. .. .	138	3	3	7	1	13	..	..	..
658	Other .. .. .	602	9	11	46	3	16	2	..	1
	TOTAL SUB GROUP H.1 .. .. .	2,220	46	56	114	15	68	11	2	6
660	<b>Sub Group 2.—Livestock and Primary Produce Dealing :</b> Wool, skin and produce (other than dairy), dealing and stock and station agencies (so described) .. .. .	274	9	14	13	14	34	12	12	9
670	<b>Sub Group 3.—Retail Trade :</b> Inadequately defined .. .. .	1,049	68	92	97	28	96	9	5	17
672	Department, general clothing, hardware, etc., stores— Department and general stores .. .. .	1,071	57	126	103	23	78	20	6	18
673	Drapery, clothing and foot wear .. .. .	1,796	120	158	358	68	198	47	18	16
674	Crockery and hardware .. .. .	79	6	6	23	5	15	2	..	..
675	Electrical appliances and radios .. .. .	44	5	6	12	4	11	1	4	1
679	Other .. .. .	4	1	..	..	..	1	..	..	..
680	<b>Food Stores—</b> Inadequately defined .. .. .	28	..	..	2	..	1	..	..	..
681	Butchers meat .. .. .	71	19	17	44	8	15	8	2	2
682	Milk, dairy products and small goods .. .. .	58	9	8	7	4	7	..	1	..
683	Bread, cakes and pastry .. .. .	123	16	20	27	3	17	1	1	..
684	Fresh fruit and vegetables .. .. .	139	13	24	51	7	35	3	4	..

according to Industry—Detailed Table—Table 7 (b)—continued.

Warrego	Capri-cornia	Central Highlands	Western Plains	Pioneer.	Port Denison	Burdekin	North-ern	North West-ern	The Gulf	Thursday Island	Migratory Population	TOTAL	Code No.
..	..	..	..	..	..	2	2	..	..	..	..	9	570
8	118	17	8	30	13	103	55	27	..	..	1	1,066	580
..	6	..	1	3	..	18	10	..	..	..	..	181	581
8	124	17	9	33	13	121	65	27	..	..	1	1,247	
19	181	18	20	64	22	176	115	32	..	..	2	2,166	
..	..	..	..	..	..	..	..	..	..	..	..	1	590
27	90	28	38	60	16	132	121	37	1	..	2	2,022	591
..	1	..	..	..	..	..	..	..	..	..	..	1	592
27	91	28	38	60	16	132	121	37	1	..	2	2,024	
4	46	2	8	25	8	47	48	4	..	..	1	908	600
..	47	..	..	9	..	44	20	..	..	..	2	921	611
..	..	..	..	..	..	..	..	..	..	..	..	16	612
..	47	..	..	9	..	44	20	..	..	..	2	937	
..	..	..	..	2	..	..	1	..	..	..	..	14	620
..	10	..	..	3	..	15	5	..	..	..	..	251	621
..	..	..	..	..	..	..	3	..	..	..	..	24	622
1	..	..	..	..	..	2	..	..	..	..	..	28	623
..	1	..	..	..	..	..	..	..	..	..	..	80	624
..	..	1	1	..	..	..	1	..	..	..	..	40	625
..	2	..	1	..	..	6	..	..	..	..	..	96	626
..	19	..	..	3	..	11	6	..	..	..	..	294	620
1	32	1	2	8	..	34	16	..	..	..	..	827	
5	125	3	10	42	8	125	84	4	..	..	3	2,672	
..	12	..	..	2	2	30	13	..	..	..	..	147	640
1	107	3	3	26	10	143	77	2	..	..	1	1,160	650
1	1	..	..	..	..	6	..	1	..	..	..	132	651
..	1	..	..	3	1	1	3	..	..	..	..	167	652
..	52	..	..	1	2	5	1	..	..	..	..	249	653
..	14	..	..	1	6	8	8	..	..	..	..	196	654
2	3	..	1	4	1	9	3	..	..	..	..	89	655
..	4	..	..	..	..	35	4	..	..	..	..	245	656
..	5	1	1	5	..	15	9	..	..	..	..	201	657
..	33	..	..	2	2	33	29	2	..	..	..	791	658
4	220	4	5	42	22	255	134	5	..	..	1	3,230	
12	18	3	15	1	1	17	4	6	..	..	..	468	660
10	75	7	5	47	3	72	88	4	1	1	1	1,775	670
11	72	7	9	52	3	50	74	11	..	4	1	1,796	672
24	262	12	33	78	37	256	161	25	..	2	..	3,669	673
3	49	1	2	7	1	14	11	1	..	..	..	225	674
..	13	..	..	6	1	10	10	1	..	..	..	129	675
..	1	..	..	..	..	1	..	..	..	..	..	8	679
..	2	..	..	1	..	..	1	..	..	..	..	35	680
..	21	2	2	14	5	14	23	3	..	..	..	270	681
2	5	..	..	2	..	1	1	..	..	..	..	106	682
1	14	1	..	10	5	18	14	..	..	1	..	272	683
2	24	..	..	10	5	29	16	2	..	..	..	366	684

## Queensland—Females in Regional Areas classified

Code No.	INDUSTRY	East Moreton (Met.)	East Moreton (Ex-Met.)	West Moreton	Wide Bay	Southern Downs	Central Downs	Western Downs	Border Plains	Maranoa
685	Groceries .. .. .	612	173	126	229	54	110	35	30	26
689	Other .. .. .	45	10	7	12	2	5	..	..	..
690	Hawking and street selling (undefined) ..	1	..	..	..	..	..	1	..	..
	Other Retail shops and dealings—									
691	Inadequately defined .. .. .	4	..	..	2	..	2	..	..	..
692	Drugs and Chemicals .. .. .	193	30	30	58	15	29	11	6	5
693	Books, newspapers, papers and stationery ..	251	36	25	62	17	41	7	6	6
694	Furniture, furnishing and floor coverings ..	119	2	7	9	2	16	..	..	..
695	Jewellery and watches .. .. .	94	10	7	14	5	12	2	1	1
696	Tobacco, cigarettes and smokers requisites ..	33	2	1	5	1	2	..	..	..
697	Sporting goods, games, toys, etc. .. .. .	17	2	..	8	3	5	..	..	1
698	Leather goods .. .. .	4	..	..	..	..	1	..	..	..
699	Other .. .. .	194	13	12	27	5	23	2	..	2
	TOTAL SUB GROUP H.3 .. .. .	6,029	592	672	1,150	254	720	149	84	97
	TOTAL GROUP H. .. .. .	8,591	647	746	1,287	283	827	173	98	112
	<b>GROUP I.—PUBLIC AUTHORITY (n.e.i.) AND PROFESSIONAL ACTIVITIES.</b>									
	<b>Sub Group 1.—Public Authority Activities, (n.e.i.)</b>									
700	Commonwealth, State and Semi-government Activities, (n.e.i.) .. .. .	2,515	61	100	80	15	45	6	4	8
701	Local government activities, (n.e.i.) .. .. .	195	22	18	35	8	17	12	5	9
702	Consular agencies and Legations .. .. .	19	..	..	..	..	..	..	..	..
	TOTAL SUB GROUP I.1 .. .. .	2,729	83	118	115	23	62	18	9	17
	<b>Sub Group 2.—Defence Enlisted Personnel :</b>									
710	Inadequately defined .. .. .	..	1	..	..	..	..	..	..	..
711	Army .. .. .	19	..	1	2	..	1	..	..	..
713	Air Force .. .. .	5	1	2	..	..	..	..	..	..
	TOTAL SUB GROUP I.2 .. .. .	24	2	3	2	..	1	..	..	..
	<b>Sub Group 3.—Defence Civilian Employees :</b>									
720	Inadequately defined .. .. .	22	..	1	..	..	..	..	..	..
721	Army .. .. .	76	1	2	..	2	3	..	..	..
722	Navy .. .. .	41	2	1	..	..	..	..	..	..
723	Air Force .. .. .	21	..	3	..	..	3	..	..	..
729	Other .. .. .	37	1	..	1	..	..	..	..	..
	TOTAL SUB GROUP I.3 .. .. .	197	4	7	1	2	6	..	..	..
	<b>Sub Group 4.—Law, Order and Public Safety :</b>									
730	Inadequately defined .. .. .	1	..	..	..	..	..	..	..	..
731	Police .. .. .	21	..	..	..	..	..	..	..	..
732	Prisons and reformatory Institutions (not Industrial schools) excluding inmates ..	6	..	..	..	..	..	..	1	..
733	Legal profession (private practice) .. .. .	323	33	39	53	14	52	7	1	5
734	Fire Brigades .. .. .	5	1	..	..	..	1	..	..	..
739	Other .. .. .	2	..	..	..	..	..	..	..	..
	TOTAL SUB GROUP I.4 .. .. .	363	34	39	53	14	53	7	1	5
	<b>Sub Group 5.—Religion and Social Welfare :</b>									
741	Social service and Welfare organisations (not governmental) .. .. .	189	14	2	4	..	6	..	1	..
742	Religion .. .. .	185	11	8	18	2	5	..	..	1
743	Missions for Aborigines (staff only) .. .. .	..	..	3	24	..	..	..	..	..
744	Benevolent institutions (other than Hospitals), excluding inmates .. .. .	415	7	4	5	1	9	..	..	..
749	Other .. .. .	9	..	..	..	..	..	..	..	..
	TOTAL SUB GROUP I.5 .. .. .	798	32	17	51	3	20	..	1	1
	<b>Sub Group 6.—Health Hospitals, etc. :</b>									
750	Inadequately defined .. .. .	324	72	21	61	22	41	8	9	4
	Hospitals (excluding Inmates)—									
751	Inadequately defined .. .. .	223	30	29	66	12	21	7	8	8
752	Public Hospitals (other than Mental) .. .. .	1,739	110	187	579	110	200	119	59	57
753	Mental Hospitals .. .. .	63	1	73	..	..	66	1	..	..
754	Private Hospitals (other than Mental) .. .. .	330	24	40	80	2	49	..	..	..
755	Medicine (private practice) .. .. .	176	17	9	20	5	25	5	1	1
756	Dentistry (private practice) .. .. .	189	21	15	31	8	24	6	2	1
757	Veterinary Surgery (private practice) .. .. .	1	..	..	..	..	..	..	..	..
758	Bush Nursing .. .. .	..	2	1	1	1	1	..	1	1
759	Private nursing and Midwifery .. .. .	74	13	2	4	4	8	2	1	..
760	Baby Health centres .. .. .	81	6	2	4	2	10	1	..	1
769	Other .. .. .	206	10	5	11	2	16	..	..	..
	TOTAL SUB GROUP I.6 .. .. .	3,406	306	384	857	168	461	149	81	73

according to Industry—Detailed Table—Table 7 (b)—continued.

Warrego	Capri-cornia	Central Highlands	Western Plains	Pioneer	Port Denison	Burdekin	North-ern	North West-ern	The Gulf	Thursday Island	Migratory Population	TOTAL	Code No.
36	231	26	37	112	24	188	131	31	1	3	1	2,216	685
..	24	1	1	6	2	9	1	..	..	..	1	126	689
..	..	..	..	..	..	..	..	..	..	..	..	2	690
..	1	..	..	..	..	..	1	..	..	..	..	10	691
5	36	1	6	13	4	41	29	3	..	..	..	515	692
6	36	5	7	19	7	37	39	6	..	..	..	613	693
..	14	..	..	2	..	6	10	..	..	..	..	187	694
..	16	..	2	5	1	11	21	3	..	..	..	205	695
..	4	..	..	1	..	5	..	..	..	..	..	54	696
..	3	..	..	4	1	3	2	..	..	..	..	49	697
..	..	..	1	1	..	1	..	..	..	..	..	8	698
..	15	..	..	13	1	13	17	..	..	..	..	337	699
100	918	63	105	404	100	779	650	90	2	11	4	12,973	
116	1,168	70	125	449	125	1,081	801	101	2	11	5	16,818	
8	79	5	6	34	6	117	71	5	2	4	4	3,175	700
6	28	3	14	9	7	32	21	9	..	1	..	541	701
..	..	..	..	..	..	..	..	..	..	..	..	19	702
14	107	8	20	43	13	149	92	14	2	5	4	3,645	
..	..	..	..	..	..	..	..	..	..	..	..	1	710
..	..	..	..	..	..	..	..	2	..	..	..	25	711
..	1	..	..	..	2	..	..	..	..	..	..	11	713
..	1	..	..	..	2	..	..	2	..	..	..	37	
..	..	..	..	..	..	..	..	..	..	..	..	23	720
..	1	..	..	..	..	2	2	..	..	..	..	89	721
..	..	..	..	..	..	..	..	..	..	..	..	44	722
..	..	..	..	..	..	12	2	..	..	..	1	42	723
..	..	..	..	..	..	1	..	..	..	..	..	40	729
..	1	..	..	..	..	15	4	..	..	..	1	238	
..	..	..	..	..	..	..	..	..	..	..	..	1	730
..	..	..	..	..	..	..	1	1	..	..	..	23	731
6	31	1	9	16	5	50	42	3	..	..	..	6	732
..	..	..	..	..	..	..	..	..	..	..	..	695	733
..	..	..	..	..	..	..	..	..	..	..	..	7	734
..	..	..	..	..	..	..	..	..	..	..	..	2	739
6	31	1	9	16	5	50	43	4	..	..	..	734	
..	15	..	1	1	..	9	1	..	4	..	1	248	741
..	16	4	1	8	2	10	5	2	..	..	..	278	742
..	9	..	..	..	..	37	7	..	5	..	..	85	743
..	43	..	..	..	..	22	..	..	..	..	..	506	744
..	..	..	..	..	..	..	..	..	..	..	..	9	749
..	83	4	2	9	2	78	13	2	9	..	1	1,126	
5	41	8	7	16	8	41	29	8	..	..	6	731	750
14	50	4	12	10	8	39	52	7	5	..	..	605	751
66	291	44	93	128	66	244	387	78	5	11	..	4,573	752
..	..	..	..	..	..	7	..	..	..	..	..	211	753
..	99	..	..	29	..	23	1	..	..	..	..	677	754
2	20	..	1	7	3	14	15	3	..	..	..	324	755
2	15	..	1	10	2	21	15	..	..	..	..	363	756
..	..	..	..	..	..	..	..	..	..	..	..	1	757
..	1	1	..	..	..	..	..	1	..	..	..	11	758
..	2	..	..	2	1	4	..	2	..	..	..	119	759
1	4	1	1	2	..	3	3	2	..	..	..	124	760
..	2	..	2	16	..	7	24	..	..	..	..	301	769
90	525	58	117	220	88	403	526	101	10	11	6	8,040	

## Queensland—Females in Regional Areas classified

Code No.	INDUSTRY	East Moreton (Met.)	East Moreton (Ex-Met.)	West Moreton	Wide Bay	Southern Downs	Central Downs	Western Downs	Border Plains	Maranoa
<b>Sub Group 7.—Education :</b>										
770	Inadequately defined .. .. .	507	86	83	152	42	91	27	5	19
771	Kindergarten, Primary and Secondary schools	1,305	144	124	179	62	176	35	15	26
772	Technical Colleges .. .. .	35	1	7	1	..	6	..	..	..
773	Agricultural Colleges .. .. .	4	..	31	..	..	..	..	..	..
774	Universities .. .. .	140	2	4	..	..	..	..	..	..
775	Other Schools and Private Teaching .. .. .	204	22	22	38	12	19	14	15	16
776	Libraries and reading rooms .. .. .	71	5	9	12	1	3	..	..	..
779	Other .. .. .	4	..	..	..	..	..	..	..	..
	<b>TOTAL SUB GROUP I.7</b> .. .. .	<b>2,270</b>	<b>260</b>	<b>280</b>	<b>382</b>	<b>117</b>	<b>295</b>	<b>76</b>	<b>35</b>	<b>63</b>
<b>Sub Group 8.—Other Professional :</b>										
780	Inadequately defined .. .. .	1	..	..	..	..	..	..	..	..
781	Civil Engineering and Surveying .. .. .	19	1	..	..	1	..	..	..	..
782	Architecture .. .. .	23	..	..	2	..	..	..	..	1
783	Accountancy and Auditing .. .. .	315	7	12	4	10	36	7	4	3
784	Musical composition, Literature, Painting and Sculpture .. .. .	12	1	..	..	..	1	..	..	..
785	Industrial and trade associations .. .. .	125	3	3	3	1	2	..	..	..
789	Other .. .. .	11	..	1	..	..	..	..	..	..
	<b>TOTAL SUB GROUP I.8</b> .. .. .	<b>506</b>	<b>12</b>	<b>16</b>	<b>49</b>	<b>12</b>	<b>39</b>	<b>7</b>	<b>4</b>	<b>4</b>
	<b>TOTAL GROUP I.</b> .. .. .	<b>10,293</b>	<b>733</b>	<b>864</b>	<b>1,510</b>	<b>339</b>	<b>937</b>	<b>257</b>	<b>131</b>	<b>163</b>
<b>GROUP J.—AMUSEMENT, HOTELS, CAFES, PERSONAL SERVICE, ETC.</b>										
<b>Sub Group 1.—Amusement, Sport and Recreation :</b>										
800	Inadequately defined .. .. .	101	8	5	7	1	3	..	..	..
801	Theatre .. .. .	30	..	..	1	..	..	..	..	..
802	Motion picture production and picture theatres	242	16	17	20	4	15	1	1	1
803	Wireless broadcasting (including technical service) .. .. .	111	1	9	13	2	10	..	..	3
804	Music .. .. .	12	2	1	..	..	..	..	..	1
<b>Racing and other Professional Sport—</b>										
806	Horse racing (race courses and training stables) .. .. .	3	1	..	..	..	1	..	..	..
808	Bookmaking .. .. .	4	..	..	..	..	..	..	..	..
809	Other professional sport .. .. .	10	..	..	..	..	..	..	..	1
810	Parks, gardens and recreation grounds .. .. .	11	..	..	..	..	..	..	..	..
811	Tourist bureau and agencies (including government) .. .. .	12	..	..	..	..	..	..	..	..
812	Lotteries, art unions, etc. .. .. .	45	..	4	..	..	..	..	..	..
819	Other .. .. .	37	14	..	7	..	5	..	..	4
	<b>TOTAL SUB GROUP J.1</b> .. .. .	<b>618</b>	<b>42</b>	<b>36</b>	<b>48</b>	<b>7</b>	<b>34</b>	<b>1</b>	<b>1</b>	<b>10</b>
<b>Sub Group 2.—Hotels, Cafes, Personal Service, etc. :</b>										
820	Inadequately defined .. .. .	219	47	28	51	18	24	9	6	7
821	Private domestic service (indoor and outdoor)...	1,846	518	388	828	223	481	159	111	118
<b>Hotels, Boarding Houses and Restaurants—</b>										
822	Inadequately defined .. .. .	1	..	..	..	..	..	..	..	..
823	Licensed hotels .. .. .	1,047	292	194	440	112	242	109	53	77
824	Boarding and lodging houses .. .. .	1,501	222	72	138	47	121	18	12	11
825	Restaurants and tea rooms .. .. .	1,336	168	156	256	46	132	37	20	23
826	Club houses and club rooms (not sporting Clubs) .. .. .	129	3	3	2	1	6	..	1	..
827	Laundries, job dyeing and dry cleaning .. .. .	391	37	14	55	20	39	2	3	2
828	Hairdressing, Manicure and beauty parlours	552	62	52	105	14	64	12	4	5
829	Undertaking, cremation and grave digging ..	10	1	4	2	..	2	1	..	..
830	Sanitation, inspection and disposal of refuse	2	..	..	1	..	..	..	..	..
839	Other .. .. .	21	..	..	..	..	..	..	..	..
	<b>TOTAL SUB GROUP J.2</b> .. .. .	<b>7,055</b>	<b>1,350</b>	<b>911</b>	<b>1,878</b>	<b>481</b>	<b>1,111</b>	<b>347</b>	<b>210</b>	<b>243</b>
	<b>TOTAL GROUP J.</b> .. .. .	<b>7,673</b>	<b>1,392</b>	<b>947</b>	<b>1,926</b>	<b>488</b>	<b>1,145</b>	<b>348</b>	<b>211</b>	<b>256</b>
840	<b>GROUP K.—OTHER INDUSTRIES.</b>	2	..	..	..	..	..	..	..	..
<b>GROUP L.—INDUSTRY INADEQUATELY DESCRIBED.</b>										
851	Accountant, Auditor (not grade E or O) .. .. .	3	1	..	..	..	2	..	..	..
852	Architect (not grade E or O) .. .. .	2	..	1	..	..	..	..	..	..
853	Caretaker, Cleaner, Watchman (undefined) ..	86	2	2	5	1	5	..	..	2
854	Carpenter, carpenter and joiner, carpentering (undefined) .. .. .	..	..	..	..	..	..	..	..	..
855	Clerical, Clerk (undefined) .. .. .	67	4	6	3	1	2	2	..	..
856	Contracting, contractor (undefined) .. .. .	5	..	..	..	..	..	..	..	..
857	Electrical, electrical trade (undefined) .. .. .	31	..	1	2	..	3	..	..	..
859	Electrician (undefined) .. .. .	5	1	3	1	1	..	..	..	..
863	Machinist (undefined) .. .. .	7	2	1	..	..	..	..	..	..





## Queensland—Females in Regional Areas classified

Code No.	INDUSTRY	East Moreton (Met.)	East Moreton (Ex-Met.)	West Moreton	Wide Bay	Southern Downs	Central Downs	Western Downs	Border Plains	Maranoa
864	Metal trade, trades (undefined) .. ..	9	..	..	..	..	1	..	..	..
865	Milk, milk industry .. .. .	5	..	..	..	..	..	..	..	..
866	Motor, motor industry motor trade .. ..	92	3	7	8	2	6	2	..	1
868	Motor mechanic (undefined) .. .. .	1	..	..	1	..	1	..	..	..
869	Office, office work (undefined) .. .. .	118	8	1	5	2	1	2	..	4
870	Packer, packing, storeman (undefined) ..	12	..	..	..	..	..	..	..	..
871	Painter, painting (undefined) .. .. .	1	..	..	1	..	1	..	..	..
872	Plumber, plumbing, gasfitting (undefined) ..	13	1	4	3	2	7	..	..	..
873	Process worker (undefined) .. .. .	3	..	..	..	..	..	..	..	..
874	Radio (undefined) .. .. .	9	..	..	1	..	..	1	..	..
875	Secretary (not grade E or O) (Industry not stated) .. .. .	3	1	..	..	..	1	..	..	..
876	Stenographer, typist (undefined) .. .. .	49	1	1	..	..	1	1	..	2
877	Telephonist (undefined) .. .. .	6	..	1	2	1	1	1	..	..
878	Timber, timber industry .. .. .	18	..	1	..	..	2	..	..	..
880	Industry inadequately described (other) ..	647	17	36	34	4	25	2	2	..
	<b>TOTAL GROUP L.</b> .. .. .	1,192	41	65	66	14	59	11	2	9
	<b>GROUP M.—INDUSTRY NOT STATED.</b>									
890	Industry not stated (nil or not answered) ..	3,143	430	181	454	100	302	85	16	31
	<b>GROUP N.—PERSONS NOT GAINFULLY OCCUPIED.</b>									
900	Persons not gainfully occupied .. .. .	162,173	33,299	26,881	47,110	11,602	26,339	8,938	3,426	4,547
	<b>GRAND TOTAL</b> .. .. .	206,928	38,161	31,491	54,338	13,331	31,072	10,249	4,043	5,327

according to Industry—Detailed Table—Table 7 (b)—continued.

Warrego	Capri-cornia	Central Highlands	Western Plains	Pioneer.	Port Denison	Burdekin	North-ern	North West-ern	The Gulf	Thursday Island	Migratory Population	TOTAL	Code No.
..	..	..	..	..	..	..	..	..	..	..	..	10	864
..	..	..	..	..	..	..	1	..	..	..	..	6	865
1	8	..	..	5	..	11	5	..	..	..	..	151	866
..	..	..	..	1	..	1	..	..	..	..	..	5	868
..	5	1	1	2	1	5	9	..	..	..	..	165	869
..	..	..	..	..	..	..	..	..	..	..	..	12	870
..	..	..	..	..	..	..	..	..	..	..	..	3	871
..	4	..	..	4	..	5	2	..	..	..	..	45	872
..	..	..	..	1	..	..	..	..	..	..	..	4	873
..	1	..	..	..	..	..	..	..	..	..	..	12	874
..	..	..	..	..	..	..	..	..	..	..	..	5	875
..	2	..	..	2	..	7	3	..	..	..	1	70	876
..	..	..	1	..	1	2	..	..	..	..	..	16	877
..	2	..	..	..	..	2	2	..	..	..	..	27	878
2	24	..	6	9	9	46	35	1	1	..	1	901	880
4	67	2	11	30	13	110	72	1	1	..	2	1,772	
42	208	26	53	203	59	346	287	42	4	7	8	6,027	890
4,077	31,330	3,420	5,529	13,653	4,678	27,125	26,879	4,354	338	348	112	446,158	900
4,940	37,083	3,997	6,760	15,873	5,389	32,305	31,337	5,304	405	431	179	538,944	

Sydney: Alfred Henry Pettifer, Government Printer—1969.



**CENSUS OF THE COMMONWEALTH OF AUSTRALIA**

**30th JUNE, 1947**

# **REGIONAL TABLES**

**VOLUME 4**

**SOUTH AUSTRALIA**



**CENSUS OF THE COMMONWEALTH OF AUSTRALIA**

**30th JUNE, 1947**

# **REGIONAL TABLES**


**VOLUME 4**

**SOUTH AUSTRALIA**

---

**Issued by the Department of Post-War Reconstruction,  
Regional Planning Division,  
CANBERRA, A.C.T.**

**By arrangement with Roland Wilson, C.B.E., B.Com., D.Phil., Ph.D.,  
COMMONWEALTH STATISTICIAN**



CENSUS OF THE COMMONWEALTH OF  
AUSTRALIA, 1947

---

REGIONAL TABLES  
SOUTH AUSTRALIA

---

PREFACE

IN order to assist Commonwealth and State Officers, members of Regional Development Committees and others concerned with Regional Planning, the Commonwealth Statistician, Dr. Roland Wilson, agreed to provide portion of the results of the 1947 Census classified according to the regional areas defined in each State. By arrangement with the Commonwealth Statistician the Department of Post-War Reconstruction is distributing the Regional Tables. This volume includes all regional figures at present available for South Australian regions.

L. F. CRISP,  
Director-General of Post-War Reconstruction.



CENSUS OF THE COMMONWEALTH OF AUSTRALIA, 1947.

SOUTH AUSTRALIA

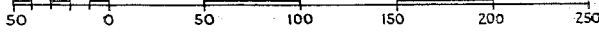
REGIONAL TABLES

CONTENTS

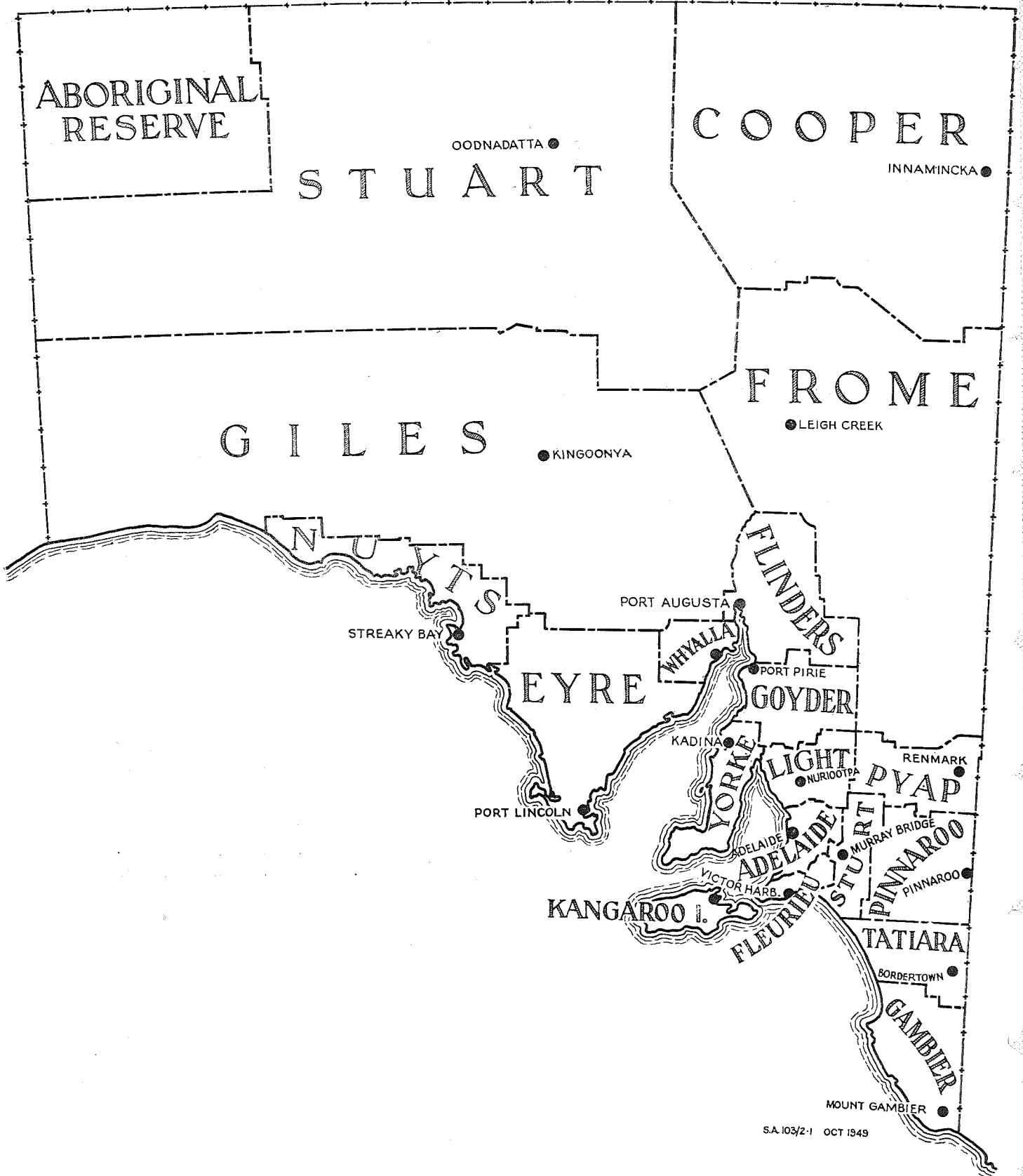
	Page.
Local Government Areas Included in Regions ... ..	7
TABLE 1—Population in Regions ... ..	9
TABLE 2—South Australian Regions—Grouped Ages—	
(a) Males ... ..	10
(b) Females ... ..	11
(c) Total Persons ... ..	12
TABLE 3—South Australian Regions—Conjugal Condition—	
(a) Males ... ..	13
(b) Females ... ..	13
TABLE 4—South Australian Regions—	
(a) Males with dependent children under 16 years of age ... ..	14
(b) Females with dependent children under 16 years of age ... ..	14
TABLE 5—South Australian Regions—Occupational Status—	
(a) Males ... ..	15
(b) Females ... ..	15
TABLE 6—South Australian Regions—Summary Table—Classification According to Industry—	
(a) Males ... ..	16
(b) Females ... ..	20
TABLE 7—South Australian Regions—Detailed Table—Classification According to Industry—	
(a) Males ... ..	24
(b) Females ... ..	44

# SOUTH AUSTRALIA REGIONS

SCALE OF MILES



REGIONAL BOUNDARIES - - - - -




## REGIONS—SOUTH AUSTRALIA.

Local Government areas included in South Australian Regions are shown below :—

Region.	Local Government Areas.
1. Adelaide ... ..	Adelaide, Port Adelaide, Enfield, Woodville, Hindmarsh, Prospect, Walkerville, Payneham, Henley and Grange, Thebarton, St. Peters, Kensington and Norwood, West Torrens, Unley, Burnside, Glenelg, Brighton, Marion, Colonel Light Gardens, Mitcham, Salisbury, Munno Para East, Gawler, Barossa, Teatree Gully, Gumeracha, Campbelltown, East Torrens, Onkaparinga, Stirling, Noarlunga, Willunga, Meadows, Mount Pleasant, Mount Barker.
2. Light* ... ..	Port Wakefield, Balaklava, Upper Wakefield, Saddleworth, Robertstown, Eudunda, Owen, Riverton, Kapunda (town and district), Mallala, Mudla Wirra, Freeling, Tanunda, Truro (Western Portion), Angaston, Keyneton and Swan Reach (Western Portion).
3. Sturt* ... ..	Keyneton and Swan Reach (Eastern Part), Marne, Mannum, Murray Bridge, Mobilong, Meningie (Part North of County Cardwell).
4. Fleurieu ... ..	Strathalbyn (town and district), Port Elliot, Victor Harbour, Encounter Bay, Yankalilla.
5. Pyap* ... ..	Morgan, Truro (Eastern Part), Waikerie, Baramera, Berri, Loxton, Renmark (town and Irrigation Trust), Paringa, An east-west strip of country north of the River Murray and not included in any local government area.
6. Pinnaroo ... ..	East Murray, Browns Well, Karoonda, Lameroo, Pinnaroo, Peake, An east-west strip extending to the northern boundaries of Counties Cardwell and Buckingham not included in any local government area.
7. Tatiara ... ..	Part of Meningie that includes most of the Coorong and adjacent coastal country Tatiara, A considerable L-shaped area not included in any local government area.
8. Gambier ... ..	Lacepede, Naracoorte (town and district), Lucindale, Robe, Beachport, Penola, Millicent, Tantanoola, Mount Gambier (town and district), Port MacDonnell.
9. Yorke ... ..	Bute, Wallaroo, Moonta, Kadina (town and district), Clinton, Maitland, Yorke Peninsula, Minlaton, Yorketown, Edithburgh, Warooka.
10. Kangaroo Is. ... ..	Kingscote, Dudley.
11. Eyre ... ..	Port Lincoln (town), Lincoln (district), Tumby Bay, Elliston, Cleve, Franklin Harbour, Le Hunte, Kimba, Portions of Counties Le Hunte and Burton, not included in any local government area.
12. Nuyts ... ..	Murat Bay, Streaky Bay, A western coastal strip not included in any local government area.
13. Whyalla ... ..	Whyalla (town), A large area not included in any local government area (see Regional Boundaries Report Map No. 1).
14. Goyder ... ..	Port Pirie (town), Pirie (district), Laura, Gladstone, Jamestown (town and district), Hallett, Crystal Brook, Georgetown, Spalding, Port Broughton, Red Hill, Snowtown, Blyth, Clare (town and district), Burra and Burra Burra.
15. Flinders ... ..	Port Augusta, Quorn, Hawker, Kanyaka, Wilmington, Carrieton, Port Germein, Orroroo, Peterborough (town and district), A marginal area on the west, north and north-east, and not included in any local government area.
16. Giles ... ..	No local government areas.
17. Frome ... ..	No local government areas.
18. Stuart ... ..	No local government areas.
19. Cooper ... ..	No local government areas.
20. Reserve for Aborigines	No local government areas.

\* The method of collection of census information has made it necessary for the purposes of this document to include the whole of Keyneton and Swan Reach in Sturt Region, and the whole of Truro in Pyap Region.



**South Australia—Population in Regions—Table 1.**  
As at 30th June, 1947 (exclusive of full-blood aboriginals).

REGION.	Males.	Females.	Persons.
Adelaide (Metropolitan) ... ..	183,099	199,355	382,454
Adelaide (Extra-Metropolitan) ... ..	22,886	22,450	45,336
Light ... ..	13,059	13,085	26,144
Sturt ... ..	7,108	6,824	13,932
Fleurieu ... ..	5,291	5,434	10,725
Pyap ... ..	10,670	9,468	20,138
Pinnaroo ... ..	3,395	2,894	6,289
Tatiara ... ..	2,155	1,884	4,039
Gambier ... ..	14,515	13,297	27,812
Yorke ... ..	9,953	10,048	20,001
Kangaroo Island ... ..	788	691	1,479
Eyre ... ..	8,679	7,568	16,247
Nuyts ... ..	2,165	1,810	3,975
Whyalla ... ..	4,566	4,093	8,659
Goyder ... ..	17,208	16,488	33,696
Flinders ... ..	9,333	8,546	17,879
Giles ... ..	1,419	758	2,177
Frome ... ..	1,544	819	2,363
Stuart ... ..	501	269	770
Cooper ... ..	102	49	151
Aboriginal Reserve ... ..	69	37	106
Migratory Population ... ..	1,526	175	1,701
<b>TOTALS</b> ... ..	<b>320,031</b>	<b>326,042</b>	<b>646,073</b>

South Australia—Grouped Ages in Regional Areas—Males—Table 2 (a).

Age Last Birthday.	Adelaide (Met.)	Adelaide (Ex-Met.)	Light	Sturt	Fleurieu	Pyap	Pinna-roo	Tatiara	Gambier	Yorke	Kanga-roo Island	Eyre	Age Last Birthday
00-04	18,934	2,559	1,369	791	609	1,255	381	255	1,696	1,109	106	1,031	00-04
05-09	13,019	1,949	1,150	635	466	886	293	182	1,323	920	93	786	05-09
10-14	11,141	1,748	990	538	344	751	243	120	1,058	752	63	660	10-14
15-19	12,779	1,747	972	539	355	786	241	156	1,095	741	52	646	15-19
20-24	14,635	1,562	926	518	363	900	284	193	1,207	626	43	681	20-24
25-29	14,881	1,672	863	520	348	803	251	168	1,179	693	53	668	25-29
30-34	14,714	1,703	926	522	450	846	280	185	1,245	732	78	716	30-34
35-39	13,873	1,604	920	487	388	790	264	174	1,132	731	74	678	35-39
40-44	12,250	1,476	828	427	336	676	230	166	935	633	52	609	40-44
45-49	11,404	1,255	742	395	281	645	172	129	738	550	37	454	45-49
50-54	10,445	1,200	701	361	254	615	173	111	637	535	31	380	50-54
55-59	10,364	1,241	721	428	279	596	199	97	638	541	24	440	55-59
60-64	8,769	1,040	608	367	269	446	161	91	510	430	32	372	60-64
65-69	6,259	790	511	239	184	287	107	53	394	388	25	229	65-69
70-74	3,921	602	396	141	155	181	65	28	296	279	10	152	70-74
75-79	2,608	347	237	90	94	104	29	20	181	145	7	90	75-79
80-84	1,306	205	116	60	63	38	9	10	109	74	3	36	80-84
85-89	547	73	42	18	15	18	5	5	38	34	2	20	85-89
90-94	116	16	7	5	2	2	2	1	11	5	1	5	90-94
95-99	16	...	...	...	1	...	...	...	2	1	...	1	95-99
100 and over ...	2	...	...	...	...	...	...	...	...	...	...	...	100 and over
Not Stated ...	1,116	97	34	27	35	45	6	11	91	34	2	25	Not Stated
<b>TOTAL ...</b>	<b>183,099</b>	<b>22,886</b>	<b>13,059</b>	<b>7,108</b>	<b>5,291</b>	<b>10,670</b>	<b>3,395</b>	<b>2,155</b>	<b>14,515</b>	<b>9,953</b>	<b>788</b>	<b>8,679</b>	<b>TOTAL</b>
Under 21 years ...	58,622	8,336	4,658	2,619	1,834	3,840	1,217	746	5,388	3,650	321	3,250	Under 21 years
21 years and over	123,361	14,453	8,367	4,462	3,422	6,785	2,172	1,398	9,036	6,269	465	5,404	21 years & over
Not Stated ...	1,116	97	34	27	35	45	6	11	91	34	2	25	Not Stated
<b>TOTAL ...</b>	<b>183,099</b>	<b>22,886</b>	<b>13,059</b>	<b>7,108</b>	<b>5,291</b>	<b>10,670</b>	<b>3,395</b>	<b>2,155</b>	<b>14,515</b>	<b>9,953</b>	<b>788</b>	<b>8,679</b>	<b>TOTAL</b>
Age Last Birthday	Nuyts	Whyalla	Goyder	Flinders	Giles	Frome	Stuart	Cooper	Aboriginal Reserve	Migratory Population	TOTAL	Age Last Birthday	
00-04	277	652	1,853	1,080	142	141	49	9	3	1	34,302	00-04	
05-09	221	446	1,596	831	90	89	34	4	4	...	25,017	05-09	
10-14	166	296	1,306	739	66	62	21	2	2	1	21,069	10-14	
15-19	166	335	1,272	675	165	153	25	15	10	156	23,081	15-19	
20-24	147	375	1,270	710	183	142	48	11	5	289	25,118	20-24	
25-29	146	362	1,182	677	114	134	36	3	3	201	24,957	25-29	
30-34	173	514	1,200	675	126	115	44	7	9	139	25,399	30-34	
35-39	165	408	1,212	609	108	119	41	8	4	112	23,901	35-39	
40-44	140	322	1,188	555	99	114	40	9	5	137	21,227	40-44	
45-49	135	256	1,055	562	88	111	48	9	3	106	19,175	45-49	
50-54	90	203	943	538	74	84	34	3	6	113	17,531	50-54	
55-59	109	165	948	513	68	113	22	7	5	79	17,597	55-59	
60-64	82	111	808	446	41	59	23	7	2	41	14,715	60-64	
65-69	62	63	571	289	19	49	11	3	5	19	10,557	65-69	
70-74	42	27	357	190	12	25	13	4	2	3	6,901	70-74	
75-79	15	12	227	122	7	13	6	1	...	...	4,355	75-79	
80-84	14	7	107	68	3	5	...	...	...	1	2,234	80-84	
85-89	5	4	44	31	...	2	...	...	...	...	903	85-89	
90-94	...	...	10	3	...	1	2	...	...	1	190	90-94	
95-99	...	...	...	...	...	...	1	...	...	...	22	95-99	
100 and over ...	...	...	...	...	...	...	...	...	...	...	2	100 and over	
Not Stated ...	10	8	59	20	14	13	3	...	1	127	1,778	Not Stated	
<b>TOTAL ...</b>	<b>2,165</b>	<b>4,566</b>	<b>17,208</b>	<b>9,333</b>	<b>1,419</b>	<b>1,544</b>	<b>501</b>	<b>102</b>	<b>69</b>	<b>1,526</b>	<b>320,031</b>	<b>TOTAL</b>	
Under 21 years ...	854	1,802	6,277	3,464	502	486	141	34	21	219	108,281	Under 21 years	
21 years and over	1,301	2,756	10,872	5,849	903	1,045	357	68	47	1,180	209,972	21 years & over	
Not Stated ...	10	8	59	20	14	13	3	...	1	127	1,778	Not Stated	
<b>TOTAL ...</b>	<b>2,165</b>	<b>4,566</b>	<b>17,208</b>	<b>9,333</b>	<b>1,419</b>	<b>1,544</b>	<b>501</b>	<b>102</b>	<b>69</b>	<b>1,526</b>	<b>320,031</b>	<b>TOTAL</b>	

South Australia—Grouped Ages in Regional Areas—Females—Table 2 (b).

Age Last Birthday	Adelaide (Met.)	Adelaide (Ex-Met.)	Light	Sturt	Fleurieu	Pyap	Pinna-roo	Tatiara	Gambier	Yorke	Kanga-roo Island	Eyre	Age Last Birthday
00-04	18,061	2,500	1,292	791	656	1,220	338	256	1,598	1,083	87	1,007	00-04
05-09	12,345	1,825	1,086	615	407	884	297	194	1,234	842	70	746	05-09
10-14	10,677	1,570	989	522	342	792	250	121	994	759	54	633	10-14
15-19	13,646	1,633	938	517	320	707	196	127	1,004	734	53	611	15-19
20-24	16,426	1,629	952	530	367	868	246	180	1,097	734	58	663	20-24
25-29	15,824	1,732	964	508	423	778	229	162	1,141	745	57	604	25-29
30-34	15,699	1,699	968	507	424	749	231	174	1,115	715	59	614	30-34
35-39	14,470	1,575	905	477	382	717	200	120	959	750	60	551	35-39
40-44	12,288	1,327	857	411	325	527	167	108	801	572	36	412	40-44
45-49	12,342	1,293	742	348	311	528	143	93	640	558	29	356	45-49
50-54	12,708	1,320	750	418	278	482	149	86	615	553	24	375	50-54
55-59	11,876	1,232	733	355	313	390	152	79	586	546	28	326	55-59
60-64	10,594	994	623	283	278	326	128	64	448	459	25	235	60-64
65-69	8,165	786	479	205	214	198	68	55	383	382	30	166	65-69
70-74	5,688	528	327	131	153	130	49	24	275	286	11	114	70-74
75-79	3,898	358	228	92	135	74	22	16	197	164	1	64	75-79
80-84	2,155	238	139	55	48	43	15	8	93	88	3	48	80-84
85-89	960	94	57	25	21	23	6	9	43	39	...	15	85-89
90-94	233	24	19	4	5	2	1	1	11	12	2	2	90-94
95-99	27	5	3	1	1	1	...	...	2	1	...	...	95-99
100 and over ...	2	...	...	...	...	...	...	...	...	...	...	...	100 and over
Not Stated ...	1,271	88	34	29	31	29	7	7	61	26	4	26	Not Stated
<b>TOTAL ...</b>	<b>199,355</b>	<b>22,450</b>	<b>13,085</b>	<b>6,824</b>	<b>5,434</b>	<b>9,468</b>	<b>2,894</b>	<b>1,884</b>	<b>13,297</b>	<b>10,048</b>	<b>691</b>	<b>7,568</b>	<b>TOTAL</b>
Under 21 years ...	58,003	7,861	4,485	2,551	1,788	3,756	1,130	734	5,022	3,586	271	3,112	Under 21 years
21 years and over	140,081	14,501	8,566	4,244	3,615	5,683	1,757	1,143	8,214	6,436	416	4,430	21 years & over
Not Stated ...	1,271	88	34	29	31	29	7	7	61	26	4	26	Not Stated
<b>TOTAL ...</b>	<b>199,355</b>	<b>22,450</b>	<b>13,085</b>	<b>6,824</b>	<b>5,434</b>	<b>9,468</b>	<b>2,894</b>	<b>1,884</b>	<b>13,297</b>	<b>10,048</b>	<b>691</b>	<b>7,568</b>	<b>TOTAL</b>
Age Last Birthday	Nuyts	Whyalla	Goyder	Flinders	Giles	Frome	Stuart	Cooper	Aboriginal Reserve	Migratory Population	TOTAL	Age Last Birthday	
00-04	255	682	1,775	969	132	124	45	11	5	...	32,887	00-04	
05-09	207	430	1,436	734	87	86	29	5	2	1	23,562	05-09	
10-14	160	288	1,193	640	66	58	29	3	2	1	20,143	10-14	
15-19	152	288	1,274	666	54	44	22	3	2	3	22,994	15-19	
20-24	164	354	1,284	663	50	67	15	4	4	20	26,375	20-24	
25-29	135	411	1,259	642	81	84	17	4	1	22	25,823	25-29	
30-34	156	442	1,236	620	69	82	23	7	2	11	25,602	30-34	
35-39	108	332	1,247	580	66	65	24	3	3	20	23,614	35-39	
40-44	97	212	1,044	500	43	45	14	2	4	15	19,807	40-44	
45-49	94	182	919	513	37	39	10	2	6	15	19,200	45-49	
50-54	63	170	935	502	24	40	13	...	...	23	19,528	50-54	
55-59	76	119	862	485	20	30	11	3	4	15	18,241	55-59	
60-64	65	66	707	362	11	30	5	...	1	17	15,721	60-64	
65-69	32	60	492	255	8	9	5	2	...	5	11,999	65-69	
70-74	18	17	367	178	2	6	3	...	1	4	8,312	70-74	
75-79	11	18	216	100	5	1	3	...	...	1	5,604	75-79	
80-84	7	11	120	79	1	2	1	...	...	...	3,154	80-84	
85-89	5	4	55	31	...	...	...	...	...	...	1,387	85-89	
90-94	...	...	6	9	...	2	...	...	...	...	333	90-94	
95-99	...	...	3	1	...	...	...	...	...	...	45	95-99	
100 and over ...	...	...	1	...	...	...	...	...	...	...	3	100 and over	
Not Stated ...	5	7	57	17	2	5	...	...	...	2	1,708	Not Stated	
<b>TOTAL ...</b>	<b>1,810</b>	<b>4,093</b>	<b>16,488</b>	<b>8,546</b>	<b>758</b>	<b>819</b>	<b>269</b>	<b>49</b>	<b>37</b>	<b>175</b>	<b>326,042</b>	<b>TOTAL</b>	
Under 21 years ...	803	1,756	5,947	3,149	348	321	128	24	12	8	104,795	Under 21 years	
21 years and over	1,002	2,330	10,484	5,380	408	493	141	25	25	165	219,539	21 years & over	
Not Stated ...	5	7	57	17	2	5	...	...	...	2	1,708	Not Stated	
<b>TOTAL ...</b>	<b>1,810</b>	<b>4,093</b>	<b>16,488</b>	<b>8,546</b>	<b>758</b>	<b>819</b>	<b>269</b>	<b>49</b>	<b>37</b>	<b>175</b>	<b>326,042</b>	<b>TOTAL</b>	

South Australia—Grouped Ages in Regional Areas—Persons—Table 2 (c).

Age Last Birthday	Adelaide (Met.)	Adelaide (Ex-Met)	Light	Sturt	Fleurieu	Pyap	Pinna-roo	Tatiara	Gambier	Yorke	Kanga-roo Island	Eyre	Age Last Birthday
00-04	36,995	5,059	2,661	1,582	1,265	2,475	719	511	3,294	2,192	193	2,038	00-04
05-09	25,364	3,774	2,236	1,250	873	1,770	590	376	2,557	1,762	163	1,532	05-09
10-14	21,818	3,318	1,979	1,060	686	1,543	493	241	2,052	1,511	117	1,293	10-14
15-19	26,425	3,380	1,910	1,056	675	1,493	437	283	2,099	1,475	105	1,257	15-19
20-24	31,061	3,191	1,878	1,048	730	1,768	530	373	2,304	1,360	101	1,344	20-24
25-29	30,705	3,404	1,827	1,028	771	1,581	480	330	2,320	1,438	110	1,272	25-29
30-34	30,413	3,402	1,894	1,029	874	1,595	511	359	2,360	1,447	137	1,330	30-34
35-39	28,343	3,179	1,825	964	770	1,507	464	294	2,091	1,481	134	1,229	35-39
40-44	24,538	2,803	1,685	838	661	1,203	397	274	1,736	1,205	88	1,021	40-44
45-49	23,746	2,548	1,484	743	592	1,173	315	222	1,378	1,108	66	810	45-49
50-54	23,153	2,520	1,451	779	532	1,097	322	197	1,252	1,088	55	755	50-54
55-59	22,240	2,473	1,454	783	592	986	351	176	1,224	1,087	52	766	55-59
60-64	19,363	2,034	1,231	650	547	772	289	155	958	889	57	607	60-64
65-69	14,424	1,576	990	444	398	485	175	108	777	770	55	395	65-69
70-74	9,609	1,130	723	272	308	311	114	52	571	565	21	266	70-74
75-79	6,506	705	465	182	229	178	51	36	378	309	8	154	75-79
80-84	3,461	443	255	115	111	81	24	18	202	162	6	84	80-84
85-89	1,507	167	99	43	36	41	11	14	81	73	2	35	85-89
90-94	349	40	26	9	7	4	3	2	22	17	3	7	90-94
95-99	43	5	3	1	2	1	...	...	4	2	...	1	95-99
100 and over ...	4	...	...	...	...	...	...	...	...	...	...	...	100 and over
Not Stated ...	2,387	185	68	56	66	74	13	18	152	60	6	51	Not Stated
TOTAL ...	382,454	45,336	26,144	13,932	10,725	20,138	6,289	4,039	27,812	20,001	1,479	16,247	TOTAL
Under 21 years ...	116,625	16,197	9,143	5,170	3,622	7,596	2,347	1,480	10,410	7,236	592	6,362	Under 21 years
21 years and over	263,442	28,954	16,933	8,706	7,037	12,468	3,929	2,541	17,250	12,705	881	9,834	21 years & over
Not Stated ...	2,387	185	68	56	66	74	13	18	152	60	6	51	Not Stated
TOTAL ...	382,454	45,336	26,144	13,932	10,725	20,138	6,289	4,039	27,812	20,001	1,479	16,247	TOTAL

Age Last Birthday	Nuyts	Whyalla	Goyder	Flinders	Giles	Frome	Stuart	Cooper	Aboriginal Reserve	Migratory Population	TOTAL	Age Last Birthday
00-04	532	1,334	3,628	2,049	274	265	94	20	8	1	67,189	00-04
05-09	428	876	3,032	1,565	177	175	63	9	6	1	48,579	05-09
10-14	326	584	2,499	1,379	132	120	50	5	4	2	41,212	10-14
15-19	318	623	2,546	1,341	219	197	47	18	12	159	46,075	15-19
20-24	311	729	2,554	1,373	233	209	63	15	9	309	51,493	20-24
25-29	281	773	2,441	1,319	195	218	53	7	4	223	50,780	25-29
30-34	329	956	2,436	1,295	195	197	67	14	11	150	51,001	30-34
35-39	273	740	2,459	1,189	174	184	65	11	7	132	47,515	35-39
40-44	237	534	2,232	1,055	142	159	54	11	9	152	41,034	40-44
45-49	229	438	1,974	1,075	125	150	58	11	9	121	38,375	45-49
50-54	153	373	1,878	1,040	98	124	47	3	6	136	37,059	50-54
55-59	185	284	1,810	998	88	143	33	10	9	94	35,838	55-59
60-64	147	177	1,515	808	52	89	28	7	3	58	30,436	60-64
65-69	94	123	1,063	544	27	58	16	5	5	24	22,556	65-69
70-74	60	44	724	368	14	31	16	4	3	7	15,213	70-74
75-79	26	30	443	222	12	14	9	1	...	1	9,959	75-79
80-84	21	18	227	147	4	7	1	...	...	1	5,388	80-84
85-89	10	8	99	62	...	2	...	...	...	...	2,290	85-89
90-94	...	...	16	12	...	3	2	...	...	1	523	90-94
95-99	...	...	3	1	...	...	1	...	...	...	67	95-99
100 and over ...	...	...	1	...	...	...	...	...	...	...	5	100 and over
Not Stated ...	15	15	116	37	16	18	3	...	1	129	3,486	Not Stated
TOTAL ...	3,975	8,659	33,696	17,879	2,177	2,363	770	151	106	1,701	646,073	TOTAL
Under 21 years ...	1,657	3,558	12,224	6,613	850	807	269	58	33	227	213,076	Under 21 years
21 years and over	2,303	5,086	21,356	11,229	1,311	1,538	498	93	72	1,345	429,511	21 years & over
Not Stated ...	15	15	116	37	16	18	3	...	1	129	3,486	Not Stated
TOTAL ...	3,975	8,659	33,696	17,879	2,177	2,363	770	151	106	1,701	646,073	TOTAL



South Australia—Conjugal Condition of Males recorded in each Regional Area—Table 3 (a).

REGIONAL AREA	NEVER MARRIED			Married (a)	Widowed	Divorced	Not Stated	TOTAL
	Under 15 years of age	15 years of age and over	Total					
Adelaide (Metropolitan) ... ..	43,094	38,235	81,329	94,185	5,805	1,452	328	183,099
Adelaide (Ex Metropolitan) ... ..	6,256	4,943	11,199	10,895	680	81	31	22,886
Light Sturt ... ..	3,509	2,970	6,479	6,126	423	21	10	13,059
Light Sturt ... ..	1,964	1,610	3,574	3,329	176	23	6	7,108
Fleurieu ... ..	1,419	1,099	2,518	2,581	160	22	10	5,291
Pyap ... ..	2,892	2,626	5,518	4,837	251	46	18	10,670
Pinnaroo ... ..	917	889	1,806	1,487	81	16	5	3,395
Tatiara ... ..	557	543	1,100	969	59	12	15	2,155
Gambier ... ..	4,077	3,433	7,510	6,494	398	67	46	14,515
Yorke ... ..	2,781	2,104	4,885	4,705	322	30	11	9,953
Kangaroo Island ... ..	262	156	418	352	12	4	2	783
Eyre ... ..	2,477	2,170	4,647	3,760	203	45	21	8,679
Nuyts ... ..	664	564	1,228	873	46	7	11	2,165
Whyalla ... ..	1,394	986	2,380	2,078	72	29	7	4,566
Goyden ... ..	4,755	3,875	8,630	7,968	517	69	24	17,203
Flinders ... ..	2,650	2,244	4,894	4,138	253	36	12	9,333
Giles ... ..	298	561	859	504	32	16	8	1,419
Frome ... ..	292	585	877	597	46	17	7	1,544
Stuart ... ..	104	194	298	176	17	7	2	501
Cooper ... ..	15	49	64	29	5	3	1	102
Reserve for Aboriginals ... ..	9	28	37	27	1	3	1	69
Migratory Population ... ..	2	808	810	580	35	19	82	1,526
TOTAL ... ..	80,388	70,672	151,060	156,690	9,597	2,025	659	320,031

(a) Includes males permanently separated (legally or otherwise).

South Australia—Conjugal Condition of Females recorded in each Regional Area—Table 3 (b).

REGIONAL AREA	NEVER MARRIED			Married (a)	Widowed	Divorced	Not Stated	TOTAL
	Under 15 years of age	15 years of age or over	Total					
Adelaide (Metropolitan) ... ..	41,083	40,922	82,005	96,209	18,868	1,761	512	199,355
Adelaide (Ex Metropolitan) ... ..	5,895	3,974	9,869	10,966	1,485	91	39	22,450
Light Sturt ... ..	3,367	2,554	5,921	6,143	972	32	17	13,085
Light Sturt ... ..	1,928	1,129	3,057	3,311	429	16	11	6,824
Fleurieu ... ..	1,405	969	2,374	2,617	402	30	11	5,434
Pyap ... ..	2,896	1,413	4,309	4,631	488	30	10	9,468
Pinnaroo ... ..	885	427	1,312	1,424	140	12	6	2,894
Tatiara ... ..	571	301	872	917	91	1	3	1,884
Gambier ... ..	3,826	2,330	6,156	6,320	750	48	23	13,297
Yorke ... ..	2,684	1,807	4,491	4,726	787	26	18	10,048
Kangaroo Island ... ..	211	98	309	335	42	5	...	691
Eyre ... ..	2,386	1,153	3,539	3,645	352	16	16	7,568
Nuyts ... ..	622	291	913	814	80	3	...	1,810
Whyalla ... ..	1,400	497	1,897	2,031	146	16	3	4,093
Goyden ... ..	4,404	2,926	7,330	7,957	1,130	53	18	16,488
Flinders ... ..	2,343	1,453	3,796	4,118	604	15	13	8,546
Giles ... ..	285	85	370	363	24	...	1	758
Frome ... ..	268	93	361	429	26	2	1	819
Stuart ... ..	103	28	131	116	18	...	4	269
Cooper ... ..	19	8	27	20	2	...	...	49
Reserve for Aboriginals ... ..	9	9	18	16	3	...	...	37
Migratory Population ... ..	2	47	49	98	17	7	4	175
TOTAL ... ..	76,592	62,514	139,106	157,206	26,856	2,164	710	326,042

(a) Includes Females permanently separated (legally or otherwise).

South Australia—Males with Dependent Children under 16 years of age in each Regional Area—Table 4 (a).

REGIONAL AREA	DEPENDENT CHILDREN TO THE NUMBER OF												Total Males with Dependent Children	Total Number of Children Dependent on Males
	1	2	3	4	5	6	7	8	9	10	11	13		
Adelaide (Metropolitan) ...	22,273	14,574	5,543	1,848	585	222	61	21	8	2	...	1	45,138	80,399
Adelaide (Ex-Metropolitan)	2,481	1,799	944	396	151	48	16	13	2	...	...	...	5,850	11,772
Light ... ..	1,378	996	582	221	76	40	17	4	2	1	1	...	3,318	6,810
Sturt ... ..	749	533	308	133	64	30	16	3	5	...	...	...	1,841	3,952
Fleurieu ... ..	536	444	235	95	20	13	4	1	1	...	...	...	1,349	2,732
Pyap ... ..	1,124	951	442	167	70	41	13	8	4	...	1	...	2,821	5,818
Pinnaroo ... ..	339	273	146	62	30	14	4	3	1	...	...	...	872	1,866
Tatiara ... ..	229	191	106	35	19	7	2	...	...	...	...	...	589	1,220
Gambier ... ..	1,557	1,229	631	276	117	60	16	7	2	1	...	...	3,896	8,153
Yorke ... ..	1,034	790	433	170	81	41	10	5	4	1	...	...	2,569	5,400
Kangaroo Island ... ..	87	59	37	18	13	4	...	2	...	...	...	...	220	493
Eyre ... ..	868	690	388	198	84	30	18	5	...	1	...	...	2,282	4,980
Nuyts ... ..	184	150	109	53	31	13	5	2	1	...	...	...	548	1,316
Whyalla ... ..	571	450	225	106	32	8	3	2	...	...	...	...	1,397	2,815
Goyder ... ..	1,794	1,388	732	363	103	53	18	11	5	2	...	...	4,409	9,090
Flinders ... ..	937	725	370	192	61	34	14	7	3	1	...	1	2,345	4,978
Giles ... ..	98	100	64	18	15	12	1	1	...	...	...	...	309	724
Frome ... ..	138	94	45	26	15	10	2	2	...	...	...	...	332	730
Stuart ... ..	49	18	17	6	4	3	1	1	1	...	...	...	100	222
Cooper ... ..	4	7	1	2	1	1	...	...	...	...	...	...	16	40
Reserve for Aboriginals	4	7	...	...	...	...	...	...	...	...	...	...	11	18
Migratory Population	100	64	20	8	3	...	1	...	...	...	...	...	196	342
TOTAL ... ..	36,534	25,532	11,378	4,333	1,575	684	222	98	39	9	2	2	80,408	153,870

South Australia—Females with Dependent Children under 16 years of age in each Regional Area—Table 4 (b).

REGIONAL AREA	DEPENDENT CHILDREN TO THE NUMBER OF										Total Females with Dependent Children	Total Number of Children Dependent on Females
	1	2	3	4	5	6	7	8				
Adelaide (Metropolitan) ... ..	1,822	647	201	67	26	9	3	1	...	...	2,776	4,200
Adelaide (Ex-Metropolitan) ... ..	161	72	25	11	4	1	...	...	...	...	274	450
Light ... ..	94	36	25	8	6	2	1	...	...	...	172	322
Sturt ... ..	48	15	7	2	1	...	...	...	...	...	73	112
Fleurieu ... ..	54	24	7	2	1	...	...	...	...	...	88	136
Pyap ... ..	65	29	12	2	2	3	...	...	...	...	113	195
Pinnaroo ... ..	24	14	4	4	2	...	...	...	...	...	48	90
Tatiara ... ..	13	4	...	4	...	...	...	...	...	...	21	37
Gambier ... ..	75	30	22	6	3	2	1	...	...	...	139	259
Yorke ... ..	68	29	21	4	7	1	...	1	...	...	131	254
Kangaroo Island ... ..	3	2	1	2	...	...	...	...	...	...	8	18
Eyre ... ..	51	28	9	9	1	...	...	...	...	...	98	175
Nuyts ... ..	11	2	...	6	...	...	...	...	...	...	19	39
Whyalla ... ..	23	7	5	1	1	...	...	...	...	...	37	61
Goyder ... ..	125	58	28	15	3	1	...	...	...	...	230	406
Flinders ... ..	46	29	10	4	1	1	...	...	...	...	91	161
Giles ... ..	6	3	1	...	1	...	...	...	...	...	11	20
Frome ... ..	5	2	...	...	...	...	...	...	...	...	7	9
Stuart ... ..	4	2	1	...	1	...	...	...	...	...	8	16
Cooper ... ..	...	...	...	...	...	...	...	...	...	...	...	...
Reserve for Aboriginals	...	...	...	...	...	...	...	...	...	...	...	...
Migratory Population	4	...	...	...	...	...	...	...	...	...	4	4
TOTAL ... ..	2,702	1,033	379	147	60	20	5	2	...	...	4,348	6,964

South Australia—Occupational Status of Males recorded in each Regional Area—Table 5 (a).

REGIONAL AREA	IN WORK FORCE							Not in Work Force	Occupational Status Not Stated	GRAND TOTAL.
	AT WORK					Not at Work (a)	Total in Work Force			
	Employer	Self Employed	Employee (on wage or salary)	Helper (not on wage or salary)	TOTAL					
Adelaide (Metropolitan) ... ..	7,688	7,722	101,524	140	117,074	2,748	119,822	62,677	601	183,099
Adelaide (Ex-Metropolitan) ... ..	1,629	3,792	8,618	250	14,289	251	14,540	8,234	82	22,866
Light ... ..	958	2,803	4,248	332	8,341	123	8,464	4,548	47	13,059
Sturt ... ..	489	1,314	2,588	182	4,573	84	4,657	2,424	27	7,108
Fleurieu ... ..	431	1,172	1,620	80	3,303	65	3,368	1,881	42	5,291
Pyap ... ..	1,042	1,730	4,259	121	7,152	114	7,266	3,390	14	10,670
Pinnaroo ... ..	233	1,168	784	133	2,318	18	2,336	1,054	5	3,395
Tatiara ... ..	180	555	688	72	1,495	18	1,513	637	5	2,155
Gambier ... ..	1,128	2,492	5,641	191	9,452	168	9,620	4,834	61	14,515
Yorke ... ..	899	1,803	3,142	123	5,967	258	6,225	3,690	38	9,953
Kangaroo Island ... ..	64	196	206	18	484	8	492	290	6	788
Eyre ... ..	709	2,013	2,848	152	5,722	59	5,781	2,874	24	8,679
Nuyts ... ..	155	575	593	49	1,372	26	1,398	752	15	2,165
Whyalla ... ..	127	90	2,805	4	3,026	32	3,058	1,506	2	4,566
Goyder ... ..	1,067	2,686	7,012	235	11,000	238	11,238	5,944	26	17,203
Flinders ... ..	472	1,528	3,723	165	5,888	127	6,015	3,296	22	9,333
Giles ... ..	43	178	840	16	1,077	18	1,095	322	2	1,419
Frome... ..	86	113	965	4	1,168	24	1,192	350	2	1,544
Stuart ... ..	15	71	271	1	358	12	370	131	...	501
Cooper ... ..	7	2	73	...	82	2	84	18	...	102
Reserve for Aborigines ... ..	11	1	46	...	58	...	58	11	...	69
Migratory Population ... ..	22	24	1,424	...	1,470	9	1,479	14	33	1,526
TOTAL ... ..	17,455	32,023	153,918	2,268	205,669	4,402	210,071	108,907	1,053	320,031

(a) Includes males who were (1) unable to secure employment, (2) temporarily laid off from their jobs and (3) not actively seeking work at the time of the Census on account of sickness or accident, industrial dispute, resting between jobs or for any other reason.

South Australia—Occupational Status of Females recorded in each Regional Area—Table 5 (b).

REGIONAL AREA	IN WORK FORCE							Not in Work Force	Occupational Status Not Stated	GRAND TOTAL.
	AT WORK					Not at Work (a)	Total in Work Force			
	Employer	Self Employed	Employee (on wage or salary)	Helper (not on wage or salary)	TOTAL					
Adelaide (Metropolitan) ... ..	1,010	1,934	36,516	76	39,536	719	40,255	158,887	213	199,355
Adelaide (Ex-Metropolitan) ... ..	141	245	2,354	36	2,776	58	2,834	19,595	20	22,450
Light ... ..	84	154	1,221	25	1,484	27	1,511	11,568	6	13,085
Sturt ... ..	45	64	626	9	741	25	769	6,048	7	6,824
Fleurieu ... ..	71	103	538	6	718	20	748	4,684	2	5,434
Pyap ... ..	105	75	1,061	9	1,250	30	1,280	8,186	2	9,468
Pinnaroo ... ..	15	28	210	4	257	2	259	2,633	2	2,894
Tatiara ... ..	13	21	156	2	192	5	197	1,687	...	1,884
Gambier ... ..	108	197	1,460	13	1,778	37	1,815	11,470	12	13,297
Yorke ... ..	74	80	919	7	1,080	24	1,104	8,940	4	10,048
Kangaroo Island ... ..	9	5	56	1	71	3	74	617	...	691
Eyre ... ..	50	82	686	2	820	16	836	6,725	7	7,568
Nuyts ... ..	9	21	149	...	179	6	185	1,623	2	1,810
Whyalla ... ..	21	23	507	...	551	13	564	3,526	3	4,093
Goyder ... ..	97	150	1,781	17	2,045	58	2,103	14,375	10	16,488
Flinders ... ..	49	75	878	10	1,012	27	1,039	7,505	2	8,546
Giles ... ..	4	5	69	...	78	...	78	680	...	758
Frome... ..	3	3	99	2	107	5	112	703	1	819
Stuart ... ..	2	1	29	...	32	1	33	236	...	269
Cooper ... ..	...	1	9	...	10	...	10	39	...	49
Reserve for Aborigines ... ..	2	...	8	...	10	...	10	27	...	37
Migratory Population ... ..	3	3	46	...	52	4	56	108	11	175
TOTAL ... ..	1,915	3,270	49,378	219	54,782	1,090	55,872	269,866	304	326,042

(a) Includes Females who were (1) unable to secure employment, (2) temporarily laid off from their jobs and (3) not actively seeking work at the time of the Census on account of sickness or accident, industrial dispute, resting between jobs or for any other reason.

## South Australia—Males in Regional Areas classified

Group	INDUSTRY	Aelaide (Met.)	Adelaide (Ex-Met.)	Light	Sturt	Fleurieu	Pyap	Pinnaroo	Tatiara	Gambier
<b>A. PRIMARY PRODUCTION—</b>										
	Fishing ... ..	138	15	14	57	66	102	...	...	147
	Hunting and Trapping ... ..	30	35	49	77	27	12	34	18	119
	Agriculture, Grazing and Dairying— Agriculture and Mixed Farming ... ..	2,589	4,149	3,896	1,206	705	3,610	1,529	700	1,138
	Grazing ... ..	351	431	211	205	202	132	40	102	1,272
	Dairying ... ..	270	1,770	202	508	754	32	19	31	1,156
	Pig Farming ... ..	23	14	5	3	9	7	2	...	2
	Poultry Farming ... ..	219	142	37	44	27	10	14	3	6
	Beekeeping ... ..	27	57	40	16	14	1	...	44	45
	Other ... ..	134	16	7	4	9	6	3	3	66
	TOTAL—Agriculture, Grazing and Dairying	3,613	6,579	4,398	1,986	1,720	3,798	1,607	883	3,685
	Forestry ... ..	59	234	48	72	34	189	36	6	599
	TOTAL GROUP A	3,840	6,863	4,509	2,192	1,847	4,101	1,677	907	4,550
<b>B. MINING AND QUARRYING—</b>										
	Mining ... ..	82	47	11	5	2	3	4	...	6
	Quarrying ... ..	220	107	50	10	47	14	...	1	62
	TOTAL GROUP B ... ..	302	154	61	15	49	17	4	1	68
<b>C. MANUFACTURING—</b>										
	Inadequately defined ... ..	809	25	4	11	3	1	...	...	6
	Manufacture relating to Cement, Bricks, Glass, Stone, Coke, Oil, etc. ... ..	1,961	173	35	31	22	29	...	3	26
	Founding, Engineering and Metalworking (in- cluding Shipbuilding) ... ..	13,359	610	229	239	38	70	16	10	83
	Manufacture, Assembly and Repair of Vehicles, Parts and Accessories ... ..	9,229	232	29	82	9	8	5	1	69
	Manufacture of Textile and Fibrous Materials (not Dress) ... ..	1,271	287	35	...	1	3	...	...	158
	Manufacture of Clothing ... ..	821	18	11	2	4	8	...	1	9
	Boot and Shoe Making (other than Rubber), Accessories and Repairing ... ..	1,127	46	20	13	11	12	2	1	10
	Manufacture of Food and Drink ... ..	5,071	977	652	251	144	465	12	15	308
	Tobacco Manufacture ... ..	29	...	...	...	...	...	...	...	...
	Manufacture of Furniture, Fittings (not metal), Woodworking, Basketware, etc. ... ..	2,973	121	38	14	33	25	...	3	582
	Paper, Printing, Bookbinding and Photography... ..	2,213	53	29	8	14	21	2	4	256
	Manufacture of Paints, Non-Mineral Oils, Grease... ..	440	20	2	...	1	3	10	...	9
	Manufacture of Chemicals and Dyes, etc. ... ..	1,383	34	56	7	1	9	...	...	1
	Manufacture of Explosives ... ..	52	26	4	...	...	...	...	...	...
	Jewellery, Watchmaking, Electroplating and Minting ... ..	461	13	8	2	2	6	1	...	8
	Preparation of Skins and Leather, Manufacture of Goods of Leather and Leather Substitutes (not clothing or footwear) ... ..	628	77	18	5	2	4	3	2	14
	Manufacture of Rubber Goods ... ..	390	5	3	3	...	7	...	...	8
	Manufacture of Musical, Surgical and Scientific Instruments and Apparatus ... ..	214	4	...	1	...	1	...	...	1
	Manufacture of Plastic Products ... ..	59	3	...	...	...	...	...	...	...
	Other Manufacture ... ..	407	7	7	1	...	...	...	...	...
	Gas and Electricity ... ..	2,158	41	8	12	14	27	...	3	38
	TOTAL GROUP C ... ..	45,055	2,772	1,188	682	299	699	51	43	1,586

according to Industry—Summary Table—Table 6 (a).

Yorke	Kangaroo Island	Eyre	Nuyts	Whyalla	Goyder	Flinders	Giles	Frome	Stuart	Cooper	Aboriginal Reserve	Migratory Population	TOTAL.
205	29	164	135	3	146	16	...	...	2	...	...	22	1,261
51	3	32	10	10	46	37	45	58	...	1	...	...	694
2,523	170	2,687	715	6	3,156	1,360	64	10	4	...	...	6	30,223
65	66	224	38	65	491	638	354	583	113	63	50	3	5,699
80	4	21	4	11	148	67	...	1	...	...	...	1	5,079
5	...	5	...	1	7	8	...	...	...	...	...	...	91
29	1	8	...	...	33	2	...	...	...	...	...	...	575
...	1	10	...	...	22	36	...	...	...	...	...	...	313
1	1	13	...	...	12	8	23	3	2	...	...	...	311
2,703	243	2,968	757	83	3,869	2,119	441	597	119	63	50	10	42,291
16	10	7	8	2	43	62	5	4	2	...	...	1	1,437
2,975	285	3,171	910	98	4,104	2,234	491	659	123	64	507	33	45,683
55	4	9	2	218	10	27	84	167	62	2	...	2	802
39	...	1	3	9	11	...	...	...	...	...	...	...	574
94	4	10	5	227	21	27	84	167	62	2	...	2	1,376
4	...	3	...	...	2	1	...	...	...	...	...	...	869
37	...	23	13	19	44	7	...	...	...	...	...	2	2,425
109	6	47	10	1,822	1,787	47	5	5	1	...	...	9	18,502
8	1	67	3	11	52	702	17	4	5	...	...	4	10,538
2	1	...	...	...	41	1	...	...	...	...	...	1	1,801
19	...	5	...	5	26	6	...	...	...	...	...	3	938
20	...	12	2	7	26	8	...	...	...	...	...	...	1,317
128	7	186	9	50	311	103	1	4	...	...	...	5	8,699
...	...	...	...	...	...	...	...	...	...	...	...	...	29
10	3	30	...	24	46	28	...	...	...	...	...	1	3,931
27	3	11	3	11	41	13	...	...	...	...	...	1	2,710
...	10	...	...	...	3	...	...	...	...	...	...	...	498
323	7	56	7	...	31	1	1	...	...	...	...	2	1,919
...	...	...	...	...	...	...	...	...	...	...	...	1	83
5	...	5	1	2	10	7	...	...	...	...	...	1	532
8	...	8	1	...	12	8	...	...	2	...	...	...	792
5	...	5	1	3	3	6	...	...	...	...	...	...	439
3	...	1	...	...	2	1	...	...	...	...	...	...	228
...	...	...	...	...	1	...	...	...	...	...	...	...	63
7	...	2	...	...	...	...	...	...	...	...	...	...	431
18	1	7	3	4	57	12	...	1	...	...	...	2	2,406
733	39	468	53	1,958	2,495	951	24	14	8	...	...	32	59,150

## South Australia—Males in Regional Areas classified

Group	INDUSTRY	Adelaide (Met.)	Adelaide (Ex-Met.)	Light	Sturt	Fleurieu	Pyap	Pinnaroo	Tatiara	Gambier
<b>D. BUILDING AND CONSTRUCTION—</b>										
	Inadequately defined ... ..	4	...	...	...	...	...	...	...	...
	Construction and Repair of Buildings ... ..	6,741	460	288	121	103	185	41	25	374
	Construction Works and Maintenance (other than buildings) ... ..	3,487	573	358	294	110	556	150	132	342
	<b>TOTAL GROUP D</b> ... ..	<b>10,232</b>	<b>1,033</b>	<b>646</b>	<b>415</b>	<b>213</b>	<b>741</b>	<b>191</b>	<b>157</b>	<b>716</b>
<b>E. TRANSPORT AND STORAGE—</b>										
	Inadequately defined ... ..	140	19	5	2	3	10	...	1	17
	Road Transport and Storage ... ..	5,829	539	266	171	134	327	82	53	387
	Shipping ... ..	1,219	14	...	17	4	15	1	...	9
	Loading and Discharging Vessels ... ..	1,487	1	...	...	...	2	...	1	...
	Rail Transport ... ..	3,363	218	149	318	28	45	46	129	198
	Air Transport ... ..	207	40	2	...	1	...	1	...	4
	<b>TOTAL GROUP E</b> ... ..	<b>12,245</b>	<b>831</b>	<b>422</b>	<b>508</b>	<b>170</b>	<b>399</b>	<b>130</b>	<b>184</b>	<b>615</b>
<b>F. COMMUNICATION</b> ... ..		2,173	98	60	47	32	48	12	18	63
<b>G. FINANCE AND PROPERTY—</b>										
	Banking ... ..	1,248	64	75	32	29	55	14	11	81
	Insurance ... ..	1,170	30	6	10	4	10	...	1	16
	Other—Offices, Agencies, etc. ... ..	884	31	15	9	13	10	12	4	17
	<b>TOTAL GROUP G</b> ... ..	<b>3,302</b>	<b>125</b>	<b>96</b>	<b>51</b>	<b>46</b>	<b>75</b>	<b>26</b>	<b>16</b>	<b>114</b>
<b>H. COMMERCE—</b>										
	Inadequately defined ... ..	151	7	2	...	...	...	...	...	5
	Wholesale Trade (other than Livestock and Primary Produce Dealing, etc.) ... ..	6,974	240	102	52	45	194	18	16	144
	Livestock and Primary Produce Dealing, etc. ... ..	1,653	103	83	33	36	15	22	16	154
	Retail Trade ... ..	9,513	709	468	207	213	326	97	63	497
	<b>TOTAL GROUP H</b> ... ..	<b>18,291</b>	<b>1,059</b>	<b>655</b>	<b>292</b>	<b>294</b>	<b>535</b>	<b>137</b>	<b>95</b>	<b>800</b>
<b>I. PUBLIC AUTHORITY (n.e.i.) AND PROFESSIONAL ACTIVITIES—</b>										
	Public Authority Activities, n.e.i. ... ..	3,897	158	44	32	17	88	7	4	69
	Defence—Enlisted Personnel ... ..	1,049	93	118	18	10	24	3	6	13
	Defence—Civilian Employees ... ..	259	12	14	...	...	...	...	...	1
	Law, Order and Public Safety ... ..	1,235	88	28	14	15	27	5	5	41
	Religion and Social Welfare ... ..	581	66	49	82	25	24	9	9	42
	Health and Hospitals, etc. ... ..	1,563	67	28	18	14	25	4	4	51
	Education ... ..	1,428	185	155	48	35	73	30	8	87
	Other Professional ... ..	717	19	6	4	2	9	...	2	17
	<b>TOTAL GROUP I</b> ... ..	<b>10,729</b>	<b>688</b>	<b>442</b>	<b>216</b>	<b>118</b>	<b>270</b>	<b>58</b>	<b>38</b>	<b>321</b>
<b>J. AMUSEMENT, HOTELS, CAFES, PERSONAL SERVICE, ETC.—</b>										
	Amusement, Sport and Recreation ... ..	1,546	52	13	22	16	26	...	1	74
	Hotels, Cafes, Personal Service, etc. ... ..	3,693	343	150	88	139	196	26	18	229
	<b>TOTAL GROUP J</b> ... ..	<b>5,239</b>	<b>395</b>	<b>163</b>	<b>110</b>	<b>155</b>	<b>222</b>	<b>26</b>	<b>19</b>	<b>303</b>
<b>K. OTHER INDUSTRIES</b> ... ..		2	...	...	...	...	...	...	...	...
<b>L. INDUSTRY INADEQUATELY DEFINED</b> ... ..		5,016	247	117	64	78	116	11	22	266
<b>M. INDUSTRY NOT STATED</b> ... ..		3,996	357	152	92	109	57	18	18	279
<b>N. PERSONS NOT IN WORK FORCE</b> ... ..		62,677	8,264	4,548	2,424	1,881	3,390	1,054	637	4,834
	<b>GRAND TOTAL</b> ... ..	<b>183,099</b>	<b>22,886</b>	<b>13,059</b>	<b>7,108</b>	<b>5,291</b>	<b>10,670</b>	<b>3,395</b>	<b>2,155</b>	<b>14,515</b>

according to Industry—Summary Table—Table 6 (a)—continued.

Yorke	Kangaroo Island	Eyre	Nuyts	Whyalla	Goyder	Flinders	Giles	Frome	Stuart	Cooper	Aboriginal Reserve	Migratory Population	TOTAL
...	...	1	...	...	...	...	...	...	...	...	...	...	5
171	21	177	18	110	340	115	22	34	...	...	1	12	9,359
204	15	414	79	77	604	388	211	124	114	9	1	6	8,284
375	36	592	97	187	944	503	233	158	114	9	2	18	17,612
7	...	4	1	7	11	2	...	...	...	...	...	...	229
270	20	245	44	79	399	155	9	27	4	...	...	6	9,046
27	10	33	...	6	71	8	1	1	...	...	...	1,280	2,716
135	...	112	21	48	280	90	1	...	...	...	...	...	2,178
59	...	163	18	1	511	893	89	77	20	1	1	5	6,332
...	...	2	1	4	3	...	...	...	4	...	...	...	269
498	30	559	85	145	1,275	1,148	100	105	28	1	1	1,291	20,770
71	7	48	12	21	113	71	7	1	5	...	1	1	2,909
55	3	51	7	16	93	42	...	1	...	...	...	1	1,878
16	...	7	...	12	30	8	...	...	...	...	...	4	1,324
13	1	10	3	3	33	8	...	1	...	...	...	1	1,068
84	4	68	10	31	156	58	...	2	...	...	...	6	4,270
2	...	2	...	1	3	2	...	...	...	...	...	...	175
119	3	99	18	34	212	78	3	2	...	...	...	2	8,355
128	3	85	11	5	118	54	1	...	...	...	...	...	2,520
445	16	239	76	142	643	308	10	17	9	2	...	10	14,010
694	22	425	105	182	976	442	14	19	9	2	...	12	25,060
36	4	58	19	10	76	28	3	9	5	...	...	7	4,571
15	1	7	1	9	53	15	111	...	2	...	...	47	1,595
...	...	...	...	...	1	1	2	...	...	...	...	1	291
28	3	17	9	17	63	31	3	6	3	2	...	6	1,646
112	2	29	14	8	58	32	3	1	2	...	3	1	1,152
39	2	22	5	10	52	17	...	4	...	...	...	1	1,926
82	6	62	15	17	119	66	7	7	2	1	...	...	2,433
8	2	6	...	7	11	2	1	...	...	...	...	2	815
320	20	201	63	78	433	192	130	27	14	3	3	65	14,429
22	1	8	1	6	45	83	...	1	...	...	...	9	1,926
111	16	99	22	69	284	140	4	20	6	3	...	3	5,659
133	17	107	23	75	329	223	4	21	6	3	...	12	7,585
...	...	...	...	...	...	...	...	...	...	...	...	...	2
120	12	83	13	38	195	67	4	5	...	...	...	4	6,478
166	22	73	37	20	223	121	6	16	1	...	1	36	5,800
3,690	290	2,874	752	1,506	5,944	3,296	322	350	131	18	11	14	108,907
9,953	788	8,679	2,165	4,566	17,208	9,333	1,419	1,544	501	102	69	1,526	320,031

## South Australia—Females in Regional Areas classified

Group	INDUSTRY	Adelaide (Met.)	Adelaide (Ex-Met.)	Light	Sturt	Fleurieu	Pyap	Pinnaroo	Tatiara	Gambier
<b>A. PRIMARY PRODUCTION—</b>										
	Fishing ... ..	...	...	...	...	...	1	...	...	...
	Hunting and Trapping ... ..	...	...	...	...	...	...	...	...	...
	Agriculture, Grazing and Dairying— Agriculture and Mixed Farming ... ..	106	150	153	44	32	175	37	16	33
	Grazing ... ..	38	23	4	10	7	7	2	8	74
	Dairying ... ..	25	155	60	54	85	9	4	3	137
	Pig Farming ... ..	...	...	...	...	1	...	...	...	3
	Poultry Farming ... ..	21	17	5	2	1	2	...	...	...
	Beekeeping ... ..	1	...	1	...	...	...	...	...	...
	Other ... ..	3	...	...	...	...	...	...	...	...
	TOTAL—Agriculture, etc. ... ..	194	345	223	110	126	193	43	27	247
	Forestry ... ..	6	2	...	...	...	...	...	...	1
	TOTAL GROUP A ... ..	200	347	223	110	126	194	43	27	248
<b>B. MINING AND QUARRYING—</b>										
	Mining ... ..	3	...	...	...	...	...	...	...	...
	Quarrying ... ..	7	...	...	...	1	...	...	...	...
	TOTAL GROUP B ... ..	10	...	...	...	1	...	...	...	...
<b>C. MANUFACTURING—</b>										
	Inadequately defined ... ..	280	9	...	...	1	1	...	...	3
	Manufacture relating to Cement, Bricks, Glass, Stone, Coke, Oil, etc. ... ..	88	1	...	...	1	...	...	...	...
	Founding, Engineering and Metalworking (in- cluding Shipbuilding) ... ..	1,548	55	12	17	...	4	...	...	3
	Manufacture, Assembly and Repair of Vehicles, Parts and Accessories ... ..	474	2	1	...	...	...	...	...	1
	Manufacture of Textiles and Fibrous Materials (not Dress) ... ..	732	116	6	1	1	...	...	1	80
	Manufacture of Clothing ... ..	3,388	212	87	46	21	24	3	5	39
	Boot and Shoe Making (other than Rubber), Accessories and Repairing ... ..	535	27	1	...	...	...	...	...	...
	Manufacture of Food and Drink ... ..	1,334	102	63	19	13	153	2	2	24
	Tobacco Manufacture ... ..	8	...	...	...	...	...	...	...	...
	Manufacture of Furniture, Fittings (not metal), Woodworking, Basketware, etc. ... ..	232	4	...	...	...	...	...	...	37
	Paper, Printing, Bookbinding and Photography ...	929	25	12	6	2	7	1	...	28
	Manufacture of Paints, Non-mineral Oils, Grease...	126	2	...	...	...	...	...	...	1
	Manufacture of Chemicals Dyes, etc. ... ..	305	6	2	...	...	...	...	...	...
	Jewellery, Watchmaking, Electroplating and Minting ... ..	26	...	...	...	...	...	...	...	...
	Preparation of Skins and Leather, Manufacture of Goods of Leather and Leather Substitutes (not clothing or footwear) ... ..	159	6	...	...	1	...	...	...	...
	Manufacture of Rubber Goods ... ..	72	1	...	...	...	1	...	...	...
	Manufacture of Musical, Surgical and Scientific Instruments and Apparatus ... ..	47	...	...	...	...	...	...	...	...
	Manufacture of Plastic Products ... ..	9	...	...	...	...	...	...	...	...
	Other Manufacture ... ..	141	4	...	...	1	1	...	...	...
	Gas and Electricity ... ..	181	6	1	...	1	...	1	1	2
	TOTAL GROUP C ... ..	10,614	578	185	89	42	191	7	9	218



according to Industry—Summary Table—Table 6 (b).

Yorke	Kangaroo Island	Eyre	Nuyts	Whyalla	Goyder	Flinders	Giles	Frome	Stuart	Cooper	Aboriginal Reserve	Migratory Population	TOTAL
...	...	...	1	...	...	...	...	...	...	...	...	1	3
...	...	...	...	...	...	...	1	...	...	...	...	...	1
63	6	53	10	3	106	46	5	...	...	...	...	...	1,038
...	1	15	3	1	11	13	18	35	5	5	3	...	283
18	...	10	1	...	39	24	...	...	...	...	...	...	624
...	...	...	...	...	...	...	...	...	...	...	...	...	4
...	...	1	...	...	3	1	...	...	...	...	...	...	53
...	...	...	...	...	...	1	...	...	...	...	...	...	3
...	...	...	...	...	...	...	...	...	...	...	...	...	3
81	7	79	14	4	159	85	23	35	5	5	3	...	2,008
...	...	...	...	...	...	...	...	...	...	...	...	...	9
81	7	79	15	4	159	85	24	35	5	5	3	1	2,021
2	...	...	...	6	...	...	...	1	...	...	...	...	12
...	...	...	...	...	...	...	...	...	...	...	...	...	8
2	...	...	...	6	...	...	...	1	...	...	...	...	20
...	...	...	...	...	...	1	...	...	...	...	...	...	295
...	...	1	...	...	...	...	...	...	...	...	...	...	91
4	...	5	...	67	61	1	1	...	...	...	...	1	1,779
...	1	...	...	...	...	1	...	...	...	...	...	...	480
3	...	...	...	...	1	1	...	...	...	...	...	1	943
103	...	23	4	24	98	28	...	1	...	...	...	4	4,110
...	...	...	...	...	1	...	...	...	...	...	...	...	564
13	1	25	3	11	39	9	...	...	...	...	...	...	1,813
...	...	...	...	...	...	...	...	...	...	...	...	...	8
...	...	...	...	...	2	...	...	...	...	...	...	...	275
4	...	4	1	1	14	2	...	...	...	...	...	...	1,036
...	...	...	...	...	...	1	...	...	...	...	...	...	130
1	1	1	...	...	1	1	...	...	...	...	...	1	319
...	...	...	...	...	...	...	...	...	...	...	...	...	26
...	...	...	...	...	...	1	...	...	...	...	...	...	167
1	...	1	...	...	...	1	...	...	...	...	...	...	77
...	...	...	...	...	...	...	...	...	...	...	...	...	47
...	...	...	...	...	...	...	...	...	...	...	...	...	9
...	...	...	...	...	...	...	...	...	...	...	...	...	147
...	...	1	...	...	1	...	...	...	...	...	...	...	195
129	3	61	8	103	218	47	1	1	...	...	...	7	12,511

## South Australia—Females in Regional Areas classified

Group	INDUSTRY	Adelaide (Met.)	Adelaide (Ex-Met.)	Light	Sturt	Fleurieu	Pyap	Pinnaroo	Tatiara	Gambier
<b>D. BUILDING AND CONSTRUCTION—</b>										
	Construction and Repair of Buildings ... ..	59	...	...	...	...	1	...	1	1
	Construction Works and Maintenance (other than buildings) ... ..	17	...	1	...	...	1	...	...	...
	TOTAL GROUP D ... ..	76	...	1	...	...	2	...	1	1
<b>E. TRANSPORT AND STORAGE—</b>										
	Inadequately defined ... ..	13	1	...	...	2	...	...	...	1
	Road Transport and Storage ... ..	198	18	11	5	6	12	3	1	29
	Shipping ... ..	116	2	...	2	...	...	...	...	...
	Loading and Discharging Vessels ... ..	11	...	...	...	...	...	...	...	...
	Rail Transport ... ..	350	9	19	21	...	...	5	...	5
	Air Transport ... ..	59	8	1	...	1	1	...	1	...
	TOTAL GROUP E ... ..	747	38	31	28	9	13	8	2	35
<b>F. COMMUNICATION</b>		687	92	70	33	32	37	11	9	59
<b>G. FINANCE AND PROPERTY—</b>										
	Banking ... ..	373	16	3	7	4	4	3	2	8
	Insurance ... ..	536	20	2	...	...	2	...	...	1
	Other—Offices, Agencies, etc. ... ..	392	22	6	5	2	1	...	...	3
	TOTAL GROUP G ... ..	1,301	58	11	12	6	7	3	2	12
<b>H. COMMERCE—</b>										
	Inadequately defined ... ..	60	2	...	1	...	...	...	...	2
	Wholesale Trade (other than Livestock and Primary Produce Dealing, etc.) ... ..	1,942	61	9	2	1	82	2	1	16
	Livestock and Primary Produce Dealing, etc. ... ..	425	14	4	3	3	2	1	...	20
	Retail Trade ... ..	6,598	416	215	95	97	212	51	31	296
	TOTAL GROUP H ... ..	9,025	493	228	101	101	296	54	32	334
<b>I. PUBLIC AUTHORITY (n.e.i.) AND PROFESSIONAL ACTIVITIES—</b>										
	Public Authority Activities, n.e.i. ... ..	1,487	56	14	9	5	15	3	2	15
	Defence—Enlisted Personnel ... ..	9	...	...	...	...	...	...	...	...
	Defence—Civilian Employees ... ..	63	1	1	...	...	...	...	...	1
	Law, Order and Public Safety ... ..	259	18	6	2	3	4	...	...	16
	Religion and Social Welfare ... ..	586	24	3	12	7	5	...	...	6
	Health, Hospitals, etc. ... ..	3,492	164	119	64	60	123	27	18	141
	Education ... ..	2,060	124	79	54	37	62	19	12	121
	Other Professional ... ..	388	18	4	1	2	3	...	...	10
	TOTAL GROUP I ... ..	8,344	405	226	142	114	212	49	32	310
<b>J. AMUSEMENT, HOTELS, CAFES, PERSONAL SERVICE, ETC.</b>										
	Amusement, Sport and Recreation ... ..	446	14	1	2	1	2	1	...	8
	Hotels, Cafes, Personal Service, etc. ... ..	5,824	654	478	210	279	301	74	78	496
	TOTAL GROUP J ... ..	6,270	668	479	212	280	303	75	78	504
<b>L. INDUSTRY INADEQUATELY DEFINED</b>		1,130	39	10	8	10	9	1	1	17
<b>M. INDUSTRY NOT STATED</b>		2,064	136	53	41	29	18	10	4	89
<b>N. PERSONS NOT IN WORK FORCE</b>		158,887	19,596	11,568	6,048	4,684	8,186	2,633	1,687	11,470
	GRAND TOTAL ... ..	199,355	22,450	13,085	6,824	5,434	9,468	2,894	1,884	13,297

according to Industry—Summary Table—Table 6 (b)—continued.

Yorke	Kangaroo Island	Eyre	Nuyts	Whyalla	Goyder	Flinders	Giles	Frome	Stuart	Cooper	Aboriginal Reserve	Migratory Population	TOTAL
...	...	...	...	1	1	...	...	...	...	...	...	...	64
...	...	1	...	...	1	...	1	...	...	...	...	...	22
...	...	1	...	1	2	...	1	...	...	...	...	...	86
...	...	...	...	...	1	...	...	...	...	...	...	...	18
14	1	7	3	8	14	11	...	...	...	...	...	...	341
2	...	1	2	...	2	1	...	...	...	...	...	11	139
...	...	1	...	...	...	...	...	...	...	...	...	...	12
...	...	3	...	...	20	47	2	...	...	...	...	1	482
...	1	1	...	1	1	...	...	...	...	...	...	...	75
16	2	13	5	9	38	59	2	...	...	...	...	12	1,067
63	4	35	10	5	81	49	5	4	...	1	...	...	1,287
8	...	4	1	2	10	4	...	...	...	...	...	1	450
...	...	...	...	1	4	...	...	...	...	...	...	...	566
4	...	2	...	1	10	2	...	...	...	...	...	...	450
12	...	6	1	4	24	6	...	...	...	...	...	1	1,466
...	...	...	...	...	...	...	...	...	...	...	...	...	65
9	...	13	2	5	13	6	2	...	...	...	...	3	2,169
1	...	5	...	...	6	3	...	...	...	...	...	...	487
209	11	155	28	123	452	195	1	8	3	...	...	2	9,194
219	11	173	30	128	471	204	3	8	3	...	...	5	11,919
12	...	13	3	10	20	16	...	...	...	...	...	2	1,682
...	...	1	...	...	...	...	...	...	...	...	...	...	10
...	...	...	...	...	...	1	...	...	...	...	...	...	67
6	...	3	...	7	10	3	...	...	...	...	...	...	337
5	1	5	4	4	12	15	2	4	2	2	...	3	702
111	11	93	23	52	205	120	3	8	1	...	...	11	4,846
71	5	74	14	34	152	62	4	3	1	...	3	1	2,992
...	...	...	1	2	6	4	...	...	...	...	...	...	439
205	17	189	45	109	405	221	9	15	4	2	3	17	11,075
1	...	2	...	4	7	8	...	...	...	...	...	2	499
320	27	257	62	177	605	327	32	46	21	2	3	4	10,277
321	27	259	62	181	612	335	32	46	21	2	3	6	10,776
11	...	4	...	2	14	4	...	...	...	...	...	2	1,262
49	3	23	11	15	89	31	1	3	...	...	1	16	2,686
8,940	617	6,725	1,623	3,526	14,375	7,505	680	706	236	39	27	108	269,866
10,048	691	7,568	1,810	4,093	16,488	8,546	758	819	269	49	37	175	326,042



according to Industry—Detailed Table—Table 7 (a).

Yorke	Kangaroo Island	Eyre	Nuyts	Whyalla	Goyder	Flinders	Giles	Frome	Stuart	Cooper	Aboriginal Reserve	Migratory Population	TOTAL	Code No.
204	29	164	135	3	146	16	...	...	2	...	...	22	1,251	000
1	...	...	...	...	...	...	...	...	...	...	...	...	2	002
...	...	...	...	...	...	...	...	...	...	...	...	...	2	004
...	...	...	...	...	...	...	...	...	...	...	...	...	6	009
205	29	164	135	3	146	16	...	...	2	...	...	22	1,261	
1	...	7	1	2	4	2	...	4	...	1	...	...	40	010
50	2	25	9	7	40	35	45	49	...	...	...	...	639	011
...	1	...	...	1	2	...	...	5	...	...	...	...	15	019
51	3	32	10	10	46	37	45	58	...	1	...	...	694	
570	29	368	180	1	478	187	10	1	...	...	...	2	4,004	020
1,581	136	1,798	419	...	1,852	826	49	5	3	...	...	...	15,248	021
12	...	...	...	...	3	2	...	...	...	...	...	...	37	022
42	...	27	2	...	15	7	1	...	...	...	...	...	275	023
311	...	483	114	1	605	226	3	...	...	...	...	...	2,834	030
...	...	...	...	...	...	2	...	...	...	...	...	...	4	031
2	...	4	...	1	67	20	...	1	...	...	...	3	3,689	032
...	...	...	...	...	25	1	...	2	...	...	...	...	988	033
...	1	1	...	1	14	64	...	...	...	...	...	...	714	034
1	3	3	...	1	88	25	1	1	1	1	...	...	1,593	035
2	...	...	...	1	3	...	...	...	...	...	...	...	326	036
...	...	1	...	...	3	...	...	...	...	...	...	1	440	037
2	1	2	...	...	3	...	...	...	...	...	...	...	71	039
65	66	224	38	65	491	638	354	583	113	63	50	3	5,699	040
80	4	21	4	11	148	67	...	1	...	...	...	1	5,079	050
5	...	5	...	1	7	8	...	...	...	...	...	...	91	051
29	1	8	...	...	33	2	...	...	...	...	...	...	575	052
...	1	10	...	...	22	36	...	...	...	...	...	...	313	053
1	1	13	...	...	12	8	23	3	2	...	...	...	311	060
2,703	243	2,968	757	83	3,869	2,119	441	597	119	63	50	10	42,291	
...	...	...	...	...	...	...	...	...	...	...	...	...	59	070
...	...	1	...	...	12	16	...	1	...	...	...	1	290	071
16	...	5	8	2	30	46	5	3	2	...	...	...	1,072	072
...	10	1	...	...	1	...	...	...	...	...	...	...	16	079
16	10	7	8	2	43	62	5	4	2	...	...	1	1,437	
2,975	285	3,171	910	98	4,104	2,234	491	659	123	64	50	33	45,683	
12	...	...	2	4	3	10	...	9	10	...	...	1	102	080
1	...	...	...	...	4	1	13	1	...	...	...	1	34	081
...	...	...	...	...	1	...	...	...	...	...	...	...	13	082
...	...	...	...	...	...	1	...	82	1	2	...	...	98	083
...	...	...	...	...	...	...	...	...	...	...	...	...	1	084
...	...	1	...	212	...	...	...	...	...	...	...	...	213	085
1	...	...	...	...	...	1	...	1	...	...	...	...	4	086
...	...	...	...	...	...	...	...	...	...	...	...	...	1	087
...	...	...	...	...	...	...	...	12	...	...	...	...	14	088
41	4	8	...	2	2	14	71	62	51	...	...	...	322	089
55	4	9	2	218	10	27	84	167	62	2	...	2	802	
39	...	1	3	9	11	...	...	...	...	...	...	...	574	090
94	4	10	5	227	21	27	84	167	62	2	...	2	1,376	
4	...	3	...	...	2	1	...	...	...	...	...	...	869	100
...	...	...	...	...	...	...	...	...	...	...	...	...	109	110
...	...	...	...	...	...	...	...	...	...	...	...	...	64	111
7	...	...	...	...	...	...	...	...	...	...	...	...	162	112
...	...	...	...	...	1	...	...	...	...	...	...	...	101	113
25	...	8	13	6	7	...	...	...	...	...	...	1	229	114
...	...	...	...	...	...	...	...	...	...	...	...	...	78	115

## South Australia—Males in Regional Areas classified

Code No.	INDUSTRY	Adelaide (Met.)	Adelaide (Ex-Met.)	Light	Sturt	Fleurieu	Pyap	Pinnaroo	Tatiara	Gambier
116	Bricks, earthenware, etc.— Inadequately defined ... ..	1	...	...	...	...	...	...	...	...
117	Bricks, tiles and fireclay products ... ..	400	95	15	2	14	7	...	...	...
118	Pottery and earthenware ... ..	194	6	...	...	...	...	...	...	...
120	Glass ... ..	447	10	...	...	...	1	...	...	...
121	Stone ... ..	209	7	16	1	1	3	...	...	9
122	Coke, briquetting, asphalt, etc. ... ..	5	...	...	...	...	...	...	...	...
123	Oil— Inadequately defined ... ..	84	1	...	1	...	1	...	...	2
124	Extracting and refining of oil from coal and shale ... ..	3	...	...	...	...	...	...	...	...
125	Mineral oil refining ... ..	9	1	...	...	...	...	...	...	...
126	Charcoal ... ..	...	3	2	1	...	10	...	1	...
129	Other ... ..	40	...	...	...	...	...	...	...	3
	TOTAL SUB GROUP C.1. ... ..	1,961	173	35	31	22	29	...	3	26
	<b>Sub Group 2.—Founding, Engineering and Metalworking (including Shipbuilding):</b>									
130	Inadequately defined ... ..	593	19	...	1	5	3	...	...	2
	Extracting and refining of metals— Inadequately defined ... ..	111	7	1	...	1	...	...	...	...
132	Smelting, converting, refining and rolling of iron and steel ... ..	36	...	...	...	...	...	...	...	1
133	Extracting and refining of non-ferrous metals and alloys... ..	17	...	...	...	...	...	...	...	...
	Founding— Inadequately defined ... ..	394	17	12	3	...	7	...	...	5
135	Iron and steel foundries ... ..	180	14	4	...	...	...	...	...	1
136	Brass, copper and other metal foundries ... ..	312	7	...	...	...	...	...	...	1
	Sheet, tube and wire making— Inadequately defined ... ..	469	37	1	...	...	...	...	...	1
	Iron and steel— Inadequately defined ... ..	...	...	...	...	...	...	...	...	...
142	Tinplate and galvanised sheet making ... ..	17	3	...	...	...	...	...	...	...
143	Wrought iron, steel tube, metallic bedsteads and tubular steel furniture making ... ..	880	80	10	...	...	...	...	...	...
144	Wire n.e.i., wire netting, wire rope and nail making ... ..	115	2	...	...	...	...	...	...	2
	Non-ferrous— Aluminium sheet bar and rod making ... ..	4	...	...	...	...	...	...	...	...
148	Brass, copper, etc., sheet, bar and rod making ... ..	2	...	...	...	...	...	...	...	...
149	Wire, electric cable and flex making (including telephone wire) ... ..	...	...	...	...	...	...	...	...	...
	Iron and steel manufacture— Inadequately defined ... ..	20	...	...	...	...	...	...	...	...
151	Cutlery and small tools (not machine) making ... ..	100	5	2	3	...	...	...	...	...
152	Stove, grate and range making (including bath heaters) ... ..	82	3	1	...	1	...	...	...	...
153	Canister making ... ..	100	...	...	...	...	...	...	...	...
154	Tinplate and sheet metal working n.e.i. ... ..	796	18	8	...	2	1	...	...	5
155	Springmaking ... ..	74	...	...	...	...	...	...	...	1
156	Blacksmithing and drop forging ... ..	92	39	35	11	10	16	4	5	13
157	Iron and steel fabrication and welding ... ..	197	2	...	1	...	...	...	...	...
159	Iron and steel manufacture n.e.i. ... ..	345	18	3	1	...	1	...	...	...
160	General engineering (including engineering undefined) ... ..	3,777	123	45	13	7	20	5	...	12
	Machines and machinery manufacture and repair— Inadequately defined ... ..	51	6	...	...	...	...	...	...	1
171	Agricultural and earth moving machinery (including tractors) ... ..	817	32	73	190	1	11	4	2	17
172	Metalworking machines and appliances (including machine tools) ... ..	42	3	...	1	...	...	...	...	...
173	Refrigerators and freezing machines ... ..	1,211	27	2	2	3	1	...	...	...
174	Other domestic machinery ... ..	15	1	...	...	...	...	...	...	...
175	Stationary engines and power transmission equipment ... ..	1	...	...	...	...	...	...	...	...
179	Other ... ..	241	8	...	...	1	...	...	2	1
	Metal goods n.e.i.— Inadequately defined ... ..	15	...	...	...	...	...	...	...	...
181	Nuts, bolts, screws, rivets, split pins and rings ... ..	2	...	...	...	...	...	...	...	...
182	Aluminium, hollow-wire and other aluminium products ... ..	11	...	...	...	...	...	...	...	...
183	Household and other fittings ... ..	33	1	...	...	...	...	...	...	...
189	Other metal goods ... ..	115	6	1	...	1	...	...	...	...
190	Munitions (including ordnance, small arms, ammunition, etc.) ... ..	401	89	21	...	...	...	...	...	1



## South Australia—Males in Regional Areas classified

Code No.	INDUSTRY.	Adelaide (Met.)	Adelaide (ex-Met.)	Light	Sturt	Fleurieu	Pyap	Pinnaroo	Tatiara	Gambier
	Wireless, electrical machinery and apparatus, etc.—									
200	Inadequately defined ... ..	56	...	...	...	...	...	...	...	...
201	Accumulator and battery making ... ..	46	2	...	...	...	...	...	...	...
202	Incandescent lamp making ... ..	4	...	...	...	...	...	...	...	...
203	Wireless apparatus (including valves) making (excluding cabinets) ... ..	299	18	6	5	1	2	1	...	9
204	Telegraph and telephone instruments ... ..	18	...	...	...	...	...	...	...	...
209	Electrical machinery and apparatus, n.e.i. (not installation, supply or dealing) and electrical engineering (so described) ... ..	891	21	4	6	2	7	2	1	7
210	Ship and boatbuilding and repairing and marine engineering ... ..	377	2	...	2	3	1	...	...	3
	<b>TOTAL SUB GROUP C.2</b> ... ..	<b>13,359</b>	<b>610</b>	<b>229</b>	<b>239</b>	<b>38</b>	<b>70</b>	<b>16</b>	<b>10</b>	<b>83</b>
	<b>Sub Group 3.—Manufacture, Assembly and Repair of Vehicles, parts and Accessories :</b>									
220	Inadequately defined ... ..	135	3	5	...	...	...	...	...	5
221	Aircraft and aircraft parts ... ..	328	61	3	...	2	...	...	...	3
222	Railway locomotives and rolling stock and tram-cars (including work-shops) ... ..	2,537	72	10	74	1	2	4	1	48
	<b>Motor vehicles, parts and accessories :—</b>									
223	Inadequately defined ... ..	284	2	...	1	...	...	...	...	...
224	Construction and assembly of motor vehicles and manufacture of parts and accessories ... ..	459	6	1	...	...	...	...	...	...
225	Motor bodybuilding, caravans and trailers... ..	5,272	78	8	7	6	3	1	...	12
226	Horse-drawn vehicles ... ..	2	...	...	...	...	...	...	...	...
227	Bicycles, parts and accessories ... ..	187	9	2	...	...	3	...	...	1
229	Other ... ..	25	1	...	...	...	...	...	...	...
	<b>TOTAL SUB GROUP C.3</b> ... ..	<b>9,229</b>	<b>232</b>	<b>29</b>	<b>82</b>	<b>9</b>	<b>8</b>	<b>5</b>	<b>1</b>	<b>69</b>
	<b>Sub Group 4.—Manufacture of Textile and Fibrous Materials (not dress) :</b>									
230	Inadequately defined ... ..	106	10	...	...	...	2	...	...	4
	<b>Wool, cotton, silk and rayon mills—</b>									
231	Inadequately defined ... ..	3	1	...	...	...	...	...	...	1
232	Woollen and worsted mills (all processes) ... ..	484	222	1	...	1	1	...	...	113
233	Cotton Mills (all processes) ... ..	526	15	1	...	...	...	...	...	...
235	Flax mills ... ..	3	37	33	...	...	...	...	...	40
236	Tents, tarpaulins and other canvas goods ... ..	47	1	...	...	...	...	...	...	...
237	Textile printing ... ..	2	...	...	...	...	...	...	...	...
	<b>Carpets, etc :—</b>									
240	Inadequately defined ... ..	...	...	...	...	...	...	...	...	...
241	Carpets ... ..	5	...	...	...	...	...	...	...	...
242	Felt and Feltex ... ..	2	...	...	...	...	...	...	...	...
243	Matting (not rubber) ... ..	20	...	...	...	...	...	...	...	...
	<b>Bags, Rope, etc.—</b>									
245	Bags and sacks ... ..	17	...	...	...	...	...	...	...	...
246	Rope and cordage ... ..	39	1	...	...	...	...	...	...	...
249	Other ... ..	17	...	...	...	...	...	...	...	...
	<b>TOTAL SUB GROUP C.4</b> ... ..	<b>1,271</b>	<b>287</b>	<b>35</b>	<b>...</b>	<b>1</b>	<b>3</b>	<b>...</b>	<b>...</b>	<b>158</b>
	<b>Sub Group 5.—Manufacture of Clothing :</b>									
250	Inadequately defined ... ..	227	10	1	...	...	...	...	...	1
251	Tailoring, ready made clothing, waterproofs and oilskin clothing ... ..	483	5	9	2	4	7	...	1	8
252	Dressmaking, millinery, embroidery and lace ... ..	39	1	...	...	...	...	...	...	...
253	Shirts, handkerchiefs, underclothing (not knitted), etc. ... ..	15	1	...	...	...	...	...	...	...
254	Corsets ... ..	2	...	...	...	...	1	...	...	...
255	Hats and caps ... ..	3	...	...	...	...	...	...	...	...
256	Knitted goods and hosiery ... ..	20	...	...	...	...	...	...	...	...
259	Other ... ..	32	1	1	...	...	...	...	...	...
	<b>TOTAL SUB GROUP C.5</b> ... ..	<b>821</b>	<b>18</b>	<b>11</b>	<b>2</b>	<b>4</b>	<b>8</b>	<b>...</b>	<b>1</b>	<b>9</b>
	<b>Sub Group 6.—Boot and Shoemaking (other than rubber) accessories and repairing :</b>									
261	Boot and shoe making (other than rubber) ... ..	804	12	2	5	...	...	...	1	1
263	Boot and shoe repairing (including bootmaker) so described ... ..	323	34	18	8	11	12	2	...	9
	<b>TOTAL SUB GROUP C.6</b> ... ..	<b>1,127</b>	<b>46</b>	<b>20</b>	<b>13</b>	<b>11</b>	<b>12</b>	<b>2</b>	<b>1</b>	<b>10</b>
	<b>Sub Group 7.—Manufacture of Food and Drink :</b>									
270	Inadequately defined ... ..	316	12	...	...	...	1	...	...	2
	<b>Meat and Fish—</b>									
280	Inadequately defined ... ..	294	47	3	5	1	5	...	...	5
281	Abattoirs ... ..	449	58	2	2	4	1	...	...	2



according to Industry—Detailed Table—Table 7 (a)—continued.

Yorke	Kangaroo Island	Eyre	Nuyts	Whyalla	Goyder	Flinders	Giles	Frome	Stuart	Cooper	Aboriginal Reserve	Migratory Population	TOTAL	Code No.
...	...	...	...	...	...	...	...	...	...	...	...	...	56	200
...	...	...	...	...	...	...	...	...	...	...	...	...	48	201
...	...	...	...	...	...	...	...	...	...	...	...	...	4	202
12	...	3	1	1	6	3	...	1	...	...	...	...	368	203
...	...	...	...	...	...	...	...	...	...	...	...	...	18	204
1	...	1	...	5	6	2	...	...	...	...	...	1	957	209
2	...	5	1	915	9	3	...	...	...	...	...	6	1,329	210
109	6	47	10	1,822	1,787	47	5	5	1	...	...	9	18,502	
2	...	...	...	5	1	...	...	...	...	...	...	...	150	220
...	...	...	...	...	...	...	...	...	...	...	...	...	403	221
1	1	65	1	2	40	696	17	4	5	...	...	1	3,582	222
...	...	...	...	...	...	1	...	...	...	...	...	...	288	223
1	...	1	1	...	...	1	...	...	...	...	...	...	470	224
3	...	1	1	4	6	3	...	...	...	...	...	2	5,407	225
...	...	...	...	...	...	...	...	...	...	...	...	...	2	226
1	...	...	...	...	5	1	...	...	...	...	...	1	210	227
...	...	...	...	...	...	...	...	...	...	...	...	...	26	229
8	1	67	3	11	52	702	17	4	5	...	...	4	10,538	
1	...	...	...	...	...	...	...	...	...	...	...	...	123	230
...	...	...	...	...	...	...	...	...	...	...	...	...	5	231
1	...	...	...	...	2	...	...	...	...	...	...	1	826	232
...	1	...	...	...	...	...	...	...	...	...	...	...	543	233
...	...	...	...	...	39	1	...	...	...	...	...	...	153	235
...	...	...	...	...	...	...	...	...	...	...	...	...	48	236
...	...	...	...	...	...	...	...	...	...	...	...	...	2	237
...	...	...	...	...	...	...	...	...	...	...	...	...	...	240
...	...	...	...	...	...	...	...	...	...	...	...	...	5	241
...	...	...	...	...	...	...	...	...	...	...	...	...	2	242
...	...	...	...	...	...	...	...	...	...	...	...	...	20	243
...	...	...	...	...	...	...	...	...	...	...	...	...	17	245
...	...	...	...	...	...	...	...	...	...	...	...	...	40	246
...	...	...	...	...	...	...	...	...	...	...	...	...	17	249
2	1	...	...	...	41	1	...	...	...	...	...	1	1,801	
9	...	...	...	1	5	...	...	...	...	...	...	1	255	250
10	...	5	...	4	21	6	...	...	...	...	...	1	566	251
...	...	...	...	...	...	...	...	...	...	...	...	...	40	252
...	...	...	...	...	...	...	...	...	...	...	...	...	16	253
...	...	...	...	...	...	...	...	...	...	...	...	...	3	254
...	...	...	...	...	...	...	...	...	...	...	...	1	4	255
...	...	...	...	...	...	...	...	...	...	...	...	...	20	256
...	...	...	...	...	...	...	...	...	...	...	...	...	34	259
19	...	5	...	5	26	6	...	...	...	...	...	3	938	
4	...	...	...	...	4	1	...	...	...	...	...	...	834	261
16	...	12	2	7	22	7	...	...	...	...	...	...	483	263
20	...	12	2	7	26	8	...	...	...	...	...	...	1,317	
...	...	...	...	...	...	...	...	1	...	...	...	...	332	270
...	...	2	...	2	2	4	...	...	...	...	...	...	370	280
...	...	14	...	4	1	...	...	...	...	...	...	...	537	281







according to Industry—Detailed Table—Table 7 (a)—continued.

Yorke	Kangaroo Island	Eyre	Nuyts	Whyalla	Goyder	Flinders	Giles	Frome	Stuart	Cooper	Aboriginal Reserve	Migratory Population	TOTAL	Code No.
16	2	6	3	3	20	5	...	...	...	...	...	...	1,232	380
7	1	3	...	6	13	4	...	...	...	...	...	1	689	381
2	...	...	...	...	1	...	...	...	...	...	...	...	151	382
...	...	...	...	...	...	...	...	...	...	...	...	...	19	383
...	...	...	...	...	...	...	...	...	...	...	...	...	11	384
...	...	...	...	...	1	...	...	...	...	...	...	...	58	385
2	...	2	...	1	6	3	...	...	...	...	...	...	184	386
...	...	...	...	...	...	...	...	...	...	...	...	...	5	389
27	3	11	3	11	41	13	...	...	...	...	...	1	2,710	
...	...	...	...	...	...	...	...	...	...	...	...	...	259	391
...	10	...	...	...	...	...	...	...	...	...	...	...	50	392
...	...	...	...	...	...	...	...	...	...	...	...	...	9	393
...	...	...	...	...	...	...	...	...	...	...	...	...	153	394
...	...	...	...	...	3	...	...	...	...	...	...	...	19	395
...	...	...	...	...	...	...	...	...	...	...	...	...	1	396
...	...	...	...	...	...	...	...	...	...	...	...	...	7	397
...	10	...	...	...	3	...	...	...	...	...	...	...	498	
6	...	...	...	...	2	...	...	...	...	...	...	...	587	400
...	...	...	...	...	1	...	...	...	...	...	...	2	257	401
220	...	56	...	...	...	...	...	...	...	...	...	...	581	402
97	7	...	7	...	28	1	1	...	...	...	...	...	456	403
...	...	...	...	...	...	...	...	...	...	...	...	...	15	404
...	...	...	...	...	...	...	...	...	...	...	...	...	23	409
323	7	56	7	...	31	1	1	...	...	...	...	2	1,919	
...	...	...	...	...	...	...	...	...	...	...	...	1	83	410
5	...	4	1	2	6	5	...	...	...	...	...	1	286	421
...	...	1	...	...	4	2	...	...	...	...	...	...	246	422
5	...	5	1	2	10	7	...	...	...	...	...	1	532	
...	...	...	...	...	...	...	...	...	...	...	...	...	18	430
...	...	...	...	...	...	...	...	...	...	...	...	...	16	431
...	...	...	...	...	...	...	...	...	...	...	...	...	214	432
...	...	...	...	...	5	...	...	...	...	...	...	...	236	433
8	...	8	1	...	7	8	...	...	2	...	...	...	144	434
...	...	...	...	...	...	...	...	...	...	...	...	...	164	435
8	...	8	1	...	12	8	...	...	2	...	...	...	792	
1	...	...	...	...	...	1	...	...	...	...	...	...	251	440
...	...	...	...	...	...	...	...	...	...	...	...	...	17	441
...	...	...	...	...	...	...	...	...	...	...	...	...	1	442
...	...	...	...	...	...	...	...	...	...	...	...	...	2	443
4	...	5	1	3	3	5	...	...	...	...	...	...	168	444
5	...	5	1	3	3	6	...	...	...	...	...	...	439	
3	...	1	...	...	2	1	...	...	...	...	...	...	228	450
...	...	...	...	...	1	...	...	...	...	...	...	...	63	460

## South Australia—Males in Regional Areas classified

Code No.	INDUSTRY.	Adelaide (Met.)	Adelaide (ex-Met.)	Light	Sturt	Fleurieu	Pyap	Pinnaroo	Tatiara	Gambier
<b>Sub Group 19.—Other Manufacture :</b>										
471	Toys, games and sport requisites (excluding Billiard Tables) ... ..	155	3	1	1	...	...	...	...	...
472	Buttons and buckles ... ..	2	...	...	...	...	...	...	...	...
473	Brooms and brushes ... ..	228	2	...	...	...	...	...	...	...
474	Artificial flowers ... ..	1	...	...	...	...	...	...	...	...
476	Power alcohol distillation ... ..	...	...	...	...	...	...	...	...	...
479	Other ... ..	21	2	6	...	...	...	...	...	...
	<b>TOTAL SUB GROUP C.19</b> ... ..	<b>407</b>	<b>7</b>	<b>7</b>	<b>1</b>	<b>...</b>	<b>...</b>	<b>...</b>	<b>...</b>	<b>...</b>
<b>Sub Group 20.—Gas and Electricity :</b>										
480	Gas ... ..	808	8	1	1	1	1	...	...	9
481	Electricity ... ..	1,350	33	7	11	13	26	...	3	29
	<b>TOTAL SUB GROUP C.20</b> ... ..	<b>2,158</b>	<b>41</b>	<b>8</b>	<b>12</b>	<b>14</b>	<b>27</b>	<b>...</b>	<b>3</b>	<b>38</b>
	<b>TOTAL GROUP C</b> ... ..	<b>45,055</b>	<b>2,772</b>	<b>1,188</b>	<b>682</b>	<b>299</b>	<b>699</b>	<b>51</b>	<b>43</b>	<b>1,586</b>
<b>GROUP D.—BUILDING AND CONSTRUCTION.</b>										
500	Inadequately defined ... ..	4	...	...	...	...	...	...	...	...
510	<b>Sub Group 1.—Construction and Repair of Buildings</b> ... ..	<b>6,741</b>	<b>460</b>	<b>288</b>	<b>121</b>	<b>103</b>	<b>185</b>	<b>41</b>	<b>25</b>	<b>374</b>
<b>Sub Group 2.—Construction Work and Maintenance (other than buildings) :</b>										
520	Inadequately defined ... ..	852	64	41	28	22	38	15	4	60
521	Roads and bridges ... ..	506	149	115	98	31	88	54	64	148
522	Rail and tram ways and works ... ..	400	134	99	73	15	22	73	43	84
523	Harbour and river works, wharves and docks	190	2	...	...	...	...	...	...	1
524	Hydro-electric power works and electric-transmission lines ... ..	204	40	3	1	4	5	...	1	2
525	Telegraph and telephone lines ... ..	208	58	49	30	19	17	4	15	27
	Water supply, sewerage, drainage and irrigation—									
526	Inadequately defined ... ..	765	55	42	11	17	173	2	2	4
527	Water conservation, supply and maintenance	201	28	6	1	2	4	...	...	3
528	Sewerage ... ..	115	3	...	...	...	...	...	...	...
529	Irrigation works ... ..	2	...	...	45	...	188	...	...	...
530	Dam making and well sinking ... ..	37	25	3	2	...	3	2	3	4
531	Land drainage and swamp reclamation ... ..	2	...	...	5	...	18	...	...	8
532	Aerodrome construction and maintenance ... ..	4	15	...	...	...	...	...	...	1
539	Other ... ..	1	...	...	...	...	...	...	...	...
	<b>TOTAL SUB GROUP D.2</b> ... ..	<b>3,487</b>	<b>573</b>	<b>358</b>	<b>294</b>	<b>110</b>	<b>556</b>	<b>150</b>	<b>132</b>	<b>342</b>
	<b>TOTAL GROUP D</b> ... ..	<b>10,232</b>	<b>1,033</b>	<b>646</b>	<b>415</b>	<b>213</b>	<b>741</b>	<b>191</b>	<b>157</b>	<b>716</b>
<b>GROUP E.—TRANSPORT AND STORAGE.</b>										
540	Inadequately defined ... ..	140	19	5	2	3	10	...	1	17
<b>Sub Group 1.—Road Transport and Storage :</b>										
550	Inadequately defined ... ..	49	5	1	2	1	4	...	1	4
551	Motor engineering ... ..	1,362	134	82	35	32	84	20	8	97
552	Motor garages (so described) ... ..	380	78	82	27	29	50	16	12	90
553	Petrol selling, car parking and towing service...	192	14	1	1	5	2	...	5	5
554	Taxi and hire car service ... ..	388	7	...	7	1	3	...	...	12
555	Carrying and cartage service (including mail contracting) ... ..	1,471	221	96	86	47	168	40	25	156
556	Tramway service (including trolley-bus) ... ..	1,405	14	1	...	1	1	...	1	1
557	Motor bus and car service ... ..	448	56	3	12	18	14	6	1	22
558	Other road service (including livery stables)...	42	...	...	...	...	1	...	...	...
559	Storage ... ..	92	10	...	1	...	...	...	...	...
	<b>TOTAL SUB GROUP E.1</b> ... ..	<b>5,829</b>	<b>539</b>	<b>266</b>	<b>171</b>	<b>134</b>	<b>327</b>	<b>82</b>	<b>53</b>	<b>387</b>
<b>Sub Group 2.—Shipping :</b>										
560	Inadequately defined ... ..	621	4	...	1	...	...	...	...	...
561	Ferry and harbour service (including tugs, barges and lighters) ... ..	31	...	...	11	1	14	...	...	...
562	Coastwise and oversea shipping ... ..	557	9	...	3	...	...	1	...	1
563	Boat hiring ... ..	3	1	...	...	3	...	...	...	...
564	Lighthouses and beacons ... ..	7	...	...	...	...	...	...	...	7
569	Other ... ..	...	...	...	2	...	1	...	...	...
	<b>TOTAL SUB GROUP E.2</b> ... ..	<b>1,219</b>	<b>14</b>	<b>...</b>	<b>17</b>	<b>4</b>	<b>15</b>	<b>1</b>	<b>...</b>	<b>9</b>
<b>Sub Group 3.—Loading and Discharging Vessels :</b>										
570	Loading and discharging vessels ... ..	1,487	1	...	...	...	2	...	1	...

according to Industry—Detailed Table—Table 7 (a)—continued.

Yorke	Kangaroo Island	Eyre	Nuyts	Whyalla	Goyder	Flinders	Giles	Frome	Stuart	Cooper	Aboriginal Reserve	Migratory Population	TOTAL	Code No.
...	...	...	...	...	...	...	...	...	...	...	...	...	160	471
...	...	...	...	...	...	...	...	...	...	...	...	...	2	472
1	...	2	...	...	...	...	...	...	...	...	...	...	233	473
...	...	...	...	...	...	...	...	...	...	...	...	...	1	474
6	...	...	...	...	...	...	...	...	...	...	...	...	6	476
...	...	...	...	...	...	...	...	...	...	...	...	...	29	479
7	...	2	...	...	...	...	...	...	...	...	...	...	431	
...	...	...	...	...	27	...	...	...	...	...	...	...	856	480
18	1	7	3	4	30	12	...	1	...	...	...	2	1,550	481
18	1	7	3	4	57	12	...	1	...	...	...	2	2,406	
733	39	468	53	1,958	2,495	951	24	14	8	...	...	32	59,150	
...	...	1	...	...	...	...	...	...	...	...	...	...	5	500
171	21	177	18	110	340	115	22	34	...	...	1	12	9,359	510
47	...	18	13	13	81	35	11	1	...	1	...	...	1,344	520
71	8	71	19	29	169	89	10	33	4	...	...	...	1,756	521
29	...	73	20	16	121	200	170	57	103	8	...	3	1,743	522
10	...	1	...	1	8	1	...	...	...	...	...	1	215	523
1	...	2	...	...	21	5	...	...	...	...	...	...	289	524
21	2	25	10	9	60	22	1	...	2	...	...	2	581	525
19	3	203	9	5	108	13	1	18	...	...	...	...	1,450	526
4	...	12	4	2	16	6	...	1	1	...	...	...	291	527
...	...	...	...	...	...	...	...	...	...	...	...	...	118	528
...	...	1	...	...	...	...	...	...	...	...	...	...	236	529
2	...	6	1	2	18	17	18	12	4	...	1	...	160	530
...	...	...	...	...	...	...	...	...	...	...	...	...	33	531
...	2	2	3	...	2	...	...	2	...	...	...	...	31	532
...	...	...	...	...	...	...	...	...	...	...	...	...	1	539
204	15	414	79	77	604	388	211	124	114	9	1	6	8,248	
375	36	592	97	187	944	503	233	158	114	9	2	18	17,612	
7	...	4	1	7	11	2	...	...	...	...	...	...	229	540
6	...	...	...	3	3	...	...	4	...	...	...	1	84	550
70	5	68	14	11	103	30	...	...	...	...	...	...	2,155	551
58	3	41	9	7	74	42	...	1	...	...	...	...	999	552
7	...	8	1	...	14	5	...	...	...	...	...	...	260	553
4	...	1	...	11	17	7	...	...	...	...	...	2	460	554
112	10	105	14	29	161	65	9	18	4	...	...	1	2,838	555
2	1	...	...	2	1	2	...	1	...	...	...	1	1,434	556
11	1	20	6	15	23	4	...	...	...	...	...	...	660	557
...	...	...	...	...	2	...	...	3	...	...	...	...	48	558
...	...	2	...	1	1	...	...	...	...	...	...	1	108	559
270	20	245	44	79	399	155	9	27	4	...	...	6	9,046	
9	1	22	...	2	39	1	...	...	...	...	...	5	706	560
...	...	1	...	...	6	...	...	...	...	...	...	...	64	561
13	...	7	...	2	26	7	1	1	...	...	...	1,252	1,880	562
...	...	...	...	...	...	...	...	...	...	...	...	...	7	563
5	9	3	...	2	...	...	...	...	...	...	...	...	33	564
...	...	...	...	...	...	...	...	...	...	...	...	23	26	569
27	10	33	...	6	71	8	1	1	...	...	...	1,280	2,716	
135	...	112	21	48	280	90	1	...	...	...	...	...	2,178	570

## South Australia—Males in Regional Areas classified

Code No.	INDUSTRY	Adelaide (Met.)	Adelaide (ex-Met.)	Light	Sturt	Fleurieu	Pyap	Pinnaroo	Tatiara	Gambier
	<b>Sub Group 4.—Rail and Air Transport :</b>									
580	Rail service ... ..	3,363	218	149	318	28	45	46	129	198
581	Air Transport ... ..	207	40	2	...	1	...	1	...	4
	TOTAL SUB GROUP E.4 ... ..	3,570	258	151	318	29	45	47	129	202
	TOTAL GROUP E ... ..	12,245	831	422	508	170	399	130	184	615
	<b>GROUP F.—COMMUNICATION.</b>									
590	Inadequately defined ... ..	3	...	...	...	...	...	...	...	...
591	Post telegraph and telephone service ... ..	2,107	98	60	47	32	48	12	18	61
592	Wireless communication (not broadcasting and cable service) ... ..	62	...	...	...	...	...	...	...	2
593	Messenger service ... ..	1	...	...	...	...	...	...	...	...
	TOTAL GROUP F ... ..	2,173	98	60	47	32	48	12	18	63
	<b>GROUP G.—FINANCE AND PROPERTY.</b>									
600	<b>Sub Group 1.—Banking</b> ... ..	1,248	64	75	32	29	55	14	11	81
	<b>Sub Group 2.—Insurance :</b>									
611	Insurance (including life assurance) ... ..	1,133	28	6	10	4	10	...	1	16
612	Friendly and benefit societies ... ..	30	2	...	...	...	...	...	...	...
619	Other ... ..	7	...	...	...	...	...	...	...	...
	TOTAL SUB GROUP G.2 ... ..	1,170	30	6	10	4	10	...	1	16
	<b>Sub Group 3—Other Officer Agencies, etc. :</b>									
620	Inadequately defined ... ..	21	...	...	...	...	...	...	...	...
621	House and estate agencies, valuing and auctioneering (excluding stock and stations) ... ..	367	15	8	6	7	6	...	3	8
622	Building companies and societies ... ..	10	1	...	...	...	...	...	...	...
623	Moneylending and Pawnbroking ... ..	36	1	...	...	...	...	1	...	...
624	Cash order and hire purchase ... ..	5	...	...	...	...	...	...	...	...
625	Stock and share broking ... ..	95	1	...	...	...	1	...	...	1
626	Trustee companies ... ..	144	4	...	...	...	...	...	...	3
629	Other ... ..	206	9	7	3	6	3	11	1	5
	TOTAL SUB GROUP G.3 ... ..	884	31	15	9	13	10	12	4	17
	TOTAL GROUP G ... ..	3,302	125	96	51	46	75	26	16	114
	<b>GROUP H.—COMMERCE.</b>									
640	Inadequately defined ... ..	151	7	2	...	...	...	...	...	5
	<b>Sub Group 1.—Wholesale Trade (other than livestock and Primary produce dealing, etc.) :</b>									
650	Inadequately defined ... ..	986	23	20	1	3	6	6	7	12
651	Softgoods, etc., warehouses ... ..	378	3	...	1	...	...	...	...	1
652	Groceries ... ..	663	8	...	1	...	2	...	...	2
653	Meat, fish, dairy products ... ..	509	23	6	12	3	3	...	...	16
654	Fresh fruit and vegetables ... ..	234	14	5	8	...	100	...	...	1
655	Timber and other building materials ... ..	417	24	1	7	...	1	...	...	8
656	Fuel ... ..	1,194	80	50	17	33	60	11	8	54
657	Motor vehicles and accessories ... ..	568	18	5	2	3	11	...	1	27
658	Other ... ..	2,025	47	15	3	3	11	1	...	23
	TOTAL SUB GROUP H.1 ... ..	6,974	240	102	52	45	194	18	16	144
	<b>Sub Group 2.—Livestock and Primary Produce Dealing :</b>									
660	Wool, skin and produce (other than dairy) dealing and stock and station agencies (so described) ... ..	1,653	103	83	33	36	15	22	16	154
	<b>Sub Group 3.—Retail Trade :</b>									
670	Inadequately defined ... ..	905	71	48	7	22	11	10	4	33
	Department, general, clothing, hardware, etc., stores—									
671	Inadequately defined ... ..	1	...	...	...	...	...	...	...	...
672	Department and general stores ... ..	940	79	65	32	13	32	26	9	40
673	Drapery, clothing and footwear ... ..	1,267	57	32	12	15	29	3	3	59
674	Crockery and hardware ... ..	472	13	15	8	6	16	3	4	22
675	Electrical appliances and radio ... ..	150	13	2	2	3	6	1	1	4
679	Other ... ..	7	...	...	...	1	...	...	...	...
	Food Stores—									
680	Inadequately defined ... ..	14	...	...	1	...	...	...	...	...
681	Butchers meat ... ..	1,046	171	96	36	44	76	11	8	81
682	Milk, dairy products and small goods ... ..	595	24	9	8	12	6	1	3	15
683	Bread, cakes and pastry ... ..	103	8	5	2	5	3	...	...	10
684	Fresh fruit and vegetables ... ..	616	39	27	15	10	12	4	...	25
685	Groceries ... ..	1,582	179	129	65	59	97	36	26	129
689	Other ... ..	161	4	2	1	...	3	...	...	5
690	Hawking and street selling (undefined) ... ..	35	...	3	2	...	...	...	...	1



according to Industry—Detailed Table—Table 7 (a)—continued.

Yorke	Kangaroo Island	Eyre	Nuyts	Whyalla	Goyder	Flinders	Giles	Frome	Stuart	Cooper	Aboriginal Reserve	Migratory Population	TOTAL	Code No.
59	...	163	18	1	511	893	89	77	20	1	1	5	6,332	580
...	...	2	1	4	3	...	...	...	4	...	...	...	269	581
59	...	165	19	5	514	893	89	77	24	1	1	5	6,601	
498	30	559	85	145	1,275	1,148	100	105	28	1	1	1,291	20,770	
...	...	...	...	...	...	...	...	...	...	...	...	...	3	590
71	7	48	12	21	113	71	7	1	5	...	1	1	2,841	591
...	...	...	...	...	...	...	...	...	...	...	...	...	64	592
...	...	...	...	...	...	...	...	...	...	...	...	...	1	593
71	7	48	12	21	113	71	7	1	5	...	1	1	2,909	
55	3	51	7	16	93	42	...	1	...	...	...	1	1,878	600
15	...	7	...	12	30	8	...	...	...	...	...	4	1,284	611
1	...	...	...	...	...	...	...	...	...	...	...	...	33	612
...	...	...	...	...	...	...	...	...	...	...	...	...	7	619
16	...	7	...	12	30	8	...	...	...	...	...	4	1,324	
...	...	...	...	...	...	...	...	...	...	...	...	...	21	620
2	1	1	...	...	19	6	...	...	...	...	...	...	449	621
...	...	...	...	...	...	...	...	...	...	...	...	...	11	622
...	...	...	...	...	...	...	...	...	...	...	...	...	38	623
...	...	...	...	...	...	...	...	...	...	...	...	...	5	624
...	...	...	...	...	2	...	...	...	...	...	...	...	100	625
11	...	9	3	3	12	2	...	1	...	...	...	1	151	626
...	...	...	...	...	...	...	...	...	...	...	...	...	293	629
13	1	10	3	3	33	8	...	1	...	...	...	1	1,068	
84	4	68	10	31	156	58	...	2	...	...	...	6	4,270	
2	...	2	...	1	3	2	...	...	...	...	...	...	175	640
21	2	20	...	1	26	9	...	...	...	...	...	1	1,144	650
2	1	1	...	1	...	...	...	...	...	...	...	...	388	651
1	...	...	...	...	...	1	...	...	...	...	...	1	679	652
8	...	11	14	1	22	10	3	2	...	...	...	...	643	653
...	...	...	...	1	4	...	...	...	...	...	...	...	367	654
3	...	3	...	6	25	2	...	...	...	...	...	...	497	655
66	...	38	3	17	113	45	...	...	...	...	...	...	1,789	656
2	...	10	...	2	7	5	...	...	...	...	...	...	661	657
16	...	16	1	5	15	6	...	...	...	...	...	...	2,187	658
119	3	99	18	34	212	78	3	2	...	...	...	2	8,355	
128	3	85	11	5	118	54	1	...	...	...	...	...	2,520	660
28	2	18	9	8	65	25	...	1	1	1	...	3	1,272	670
...	...	...	...	...	...	...	...	...	...	...	...	...	1	671
41	3	30	22	14	72	37	1	2	2	...	...	...	1,460	672
43	1	13	5	17	65	19	...	1	1	...	...	2	1,644	673
21	...	13	...	4	17	5	...	...	...	...	...	...	619	674
5	...	3	...	3	8	4	...	...	...	...	...	...	205	675
...	...	...	...	...	...	...	...	...	1	...	...	...	9	679
...	...	...	...	...	...	1	1	...	...	...	...	1	18	680
77	4	34	9	28	111	61	1	...	2	...	...	1	1,897	681
11	1	8	1	9	25	7	...	...	...	...	...	...	735	682
3	...	1	...	...	5	...	...	...	...	...	...	...	145	683
49	1	12	2	9	32	24	...	...	...	...	...	...	878	684
127	4	93	25	38	166	106	6	13	2	1	...	1	2,884	685
6	...	3	...	2	15	2	...	...	...	...	...	...	204	689
...	...	...	...	...	1	...	...	...	...	...	...	...	42	690

## South Australia—Males in Regional Areas classified

Code No.	INDUSTRY	Adelaide (Met.)	Adelaide (ex-Met.)	Light	Sturt	Fleurieu	Pyap	Pinnaroo	Tatiara	Gambier
691	Other retail shops and dealings—									
	Inadequately defined ... ..	15	1	...	...	4	...	...	...	3
692	Drugs and chemicals ... ..	389	17	16	7	7	13	2	2	18
693	Books, newspapers, paper and stationery	312	6	5	2	5	5	...	1	12
694	Furniture, furnishings and floor coverings	349	13	4	1	3	4	...	...	15
695	Jewellery and watches ... ..	143	3	1	1	1	3	...	...	4
696	Tobacco, cigarettes and smokers' requisites	51	1	...	...	...	1	...	1	...
697	Sporting goods, games, toys, etc. ...	29	1	...	1	1	1	...	1	4
698	Leather goods ... ..	21	...	...	1	...	...	...	...	...
699	Other ... ..	310	9	9	3	2	8	...	...	17
	<b>TOTAL SUB GROUP H.3</b> ... ..	<b>9,513</b>	<b>709</b>	<b>468</b>	<b>207</b>	<b>213</b>	<b>326</b>	<b>97</b>	<b>63</b>	<b>497</b>
	<b>TOTAL GROUP H</b> ... ..	<b>18,291</b>	<b>1,059</b>	<b>655</b>	<b>292</b>	<b>294</b>	<b>535</b>	<b>137</b>	<b>95</b>	<b>800</b>
	<b>GROUP I.—PUBLIC AUTHORITY (N.E.I.) AND PROFESSIONAL ACTIVITIES.</b>									
	<b>Sub Group 1.—Public Authority Activities (n.e.i.): Commonwealth, State and semi-government activities</b> ... ..	<b>3,739</b>	<b>142</b>	<b>27</b>	<b>23</b>	<b>11</b>	<b>78</b>	<b>3</b>	<b>3</b>	<b>55</b>
700	Local government activities (n.e.i.) ... ..	152	16	17	9	6	10	4	1	14
701	Consular agencies and legations ... ..	6	...	...	...	...	...	...	...	...
702	<b>TOTAL SUB GROUP I.1</b> ... ..	<b>3,897</b>	<b>158</b>	<b>44</b>	<b>32</b>	<b>17</b>	<b>88</b>	<b>7</b>	<b>4</b>	<b>69</b>
	<b>Sub Group 2.—Defence Enlisted Personnel:</b>									
710	Inadequately defined ... ..	4	...	...	...	...	1	...	...	...
711	Army ... ..	625	31	21	7	3	8	1	...	2
712	Navy ... ..	284	21	6	7	6	13	2	3	9
713	Air Force ... ..	129	40	91	3	1	2	...	3	1
714	Other ... ..	7	1	...	1	...	...	...	...	1
	<b>TOTAL SUB GROUP I.2</b> ... ..	<b>1,049</b>	<b>93</b>	<b>118</b>	<b>18</b>	<b>10</b>	<b>24</b>	<b>3</b>	<b>6</b>	<b>13</b>
	<b>Sub Group 3.—Defence Civilian Employees:</b>									
720	Inadequately defined ... ..	28	2	1	...	...	...	...	...	...
721	Army ... ..	143	6	5	...	...	...	...	...	...
722	Navy ... ..	10	...	...	...	...	...	...	...	...
723	Air Force ... ..	74	4	8	...	...	...	...	...	1
729	Other ... ..	4	...	...	...	...	...	...	...	...
	<b>TOTAL SUB GROUP I.3</b> ... ..	<b>259</b>	<b>12</b>	<b>14</b>	<b>...</b>	<b>...</b>	<b>...</b>	<b>...</b>	<b>...</b>	<b>1</b>
	<b>Sub Group 4.—Law, Order and Public Safety:</b>									
731	Police ... ..	654	35	19	11	10	22	4	5	23
732	Prisons and reformatory (not industrial schools) excluding inmates ... ..	77	5	...	...	...	...	...	...	2
733	Legal profession (private practice) ... ..	242	17	8	3	4	4	1	...	13
734	Fire Brigades ... ..	171	8	1	...	1	1	...	...	3
739	Other ... ..	91	23	...	...	...	...	...	...	...
	<b>TOTAL SUB GROUP I.4</b> ... ..	<b>1,235</b>	<b>88</b>	<b>28</b>	<b>14</b>	<b>15</b>	<b>27</b>	<b>5</b>	<b>5</b>	<b>41</b>
	<b>Sub Group 5.—Religion and Social Welfare:</b>									
740	Inadequately defined ... ..	1	...	...	...	...	...	...	...	...
741	Social service and welfare organisations (not governmental) ... ..	50	...	1	...	2	...	...	...	...
742	Religion ... ..	428	54	48	26	23	22	9	9	38
743	Missions for Aborigines (staff only) ... ..	2	...	...	56	...	2	...	...	...
744	Benevolent institutions (other than hospitals) excluding inmates ... ..	99	12	...	...	...	...	...	...	4
749	Other ... ..	1	...	...	...	...	...	...	...	...
	<b>TOTAL SUB GROUP I.5</b> ... ..	<b>581</b>	<b>66</b>	<b>49</b>	<b>82</b>	<b>25</b>	<b>24</b>	<b>9</b>	<b>9</b>	<b>42</b>
	<b>Sub Group 6.—Health, Hospitals, etc.—</b>									
750	Inadequately defined ... ..	31	1	...	...	...	...	...	...	1
	Hospitals (excluding inmates)—									
751	Inadequately defined ... ..	135	10	4	2	1	1	...	1	2
752	Public Hospitals (other than mental) ... ..	538	14	4	3	...	9	2	...	18
753	Mental hospitals ... ..	162	2	...	...	...	...	...	...	...
754	Private hospitals (other than mental) ... ..	22	...	...	1	...	...	...	...	...
755	Medicine (private practice) ... ..	283	24	15	5	6	7	2	2	12
756	Dentistry (private practice) ... ..	280	11	4	6	3	8	...	...	14
757	Veterinary surgery (private practice) ... ..	13	3	1	...	...	...	...	1	3
760	Baby health centres ... ..	4	...	...	...	...	...	...	...	...
769	Other ... ..	95	2	...	1	4	...	...	...	1
	<b>TOTAL SUB GROUP I.6</b> ... ..	<b>1,563</b>	<b>67</b>	<b>28</b>	<b>18</b>	<b>14</b>	<b>25</b>	<b>4</b>	<b>4</b>	<b>51</b>

according to Industry—Detailed Table—Table 7 (a)—continued.

Yorke	Kangaroo Island	Eyre	Nuyts	Whyalla	Goyder	Flinders	Giles	Frome	Stuart	Cooper	Aboriginal Reserve	Migratory Population	TOTAL	Code No.
1	...	...	...	...	...	...	...	...	...	...	...	...	24	691
9	...	4	1	3	19	5	...	...	...	...	...	...	512	692
10	...	3	1	2	10	7	...	...	...	...	...	...	381	693
4	...	1	...	1	13	1	...	...	...	...	...	...	409	694
3	...	1	...	...	4	2	...	...	...	...	...	1	167	695
1	...	...	1	1	2	...	...	...	...	...	...	...	59	696
...	...	...	...	...	2	...	...	...	...	...	...	...	40	697
1	...	...	...	...	...	...	...	...	...	...	...	...	23	698
5	...	2	...	3	11	2	1	...	...	...	...	...	382	699
445	16	239	76	142	643	308	10	17	9	2	...	10	14,010	
694	22	425	105	182	976	442	14	19	9	2	...	12	25,060	
25	2	45	16	6	51	16	3	9	5	...	...	7	4,266	700
11	2	12	3	4	25	12	...	...	...	...	...	...	298	701
...	...	1	...	...	...	...	...	...	...	...	...	...	7	702
36	4	58	19	10	76	28	3	9	5	...	...	7	4,571	
...	...	...	...	...	...	...	...	...	...	...	...	...	5	710
3	1	2	...	1	32	5	27	...	...	...	...	2	771	711
8	...	5	1	6	15	7	...	...	...	...	...	27	420	712
4	...	...	...	2	6	3	84	...	2	...	...	17	388	713
...	...	...	...	...	...	...	...	...	...	...	...	1	11	714
15	1	7	1	9	53	15	111	...	2	...	...	47	1,595	
...	...	...	...	...	...	...	...	...	...	...	...	...	31	720
...	...	...	...	...	...	...	...	...	...	...	...	...	154	721
...	...	...	...	...	...	...	...	...	...	...	...	1	11	722
...	...	...	...	...	1	1	2	...	...	...	...	...	91	723
...	...	...	...	...	...	...	...	...	...	...	...	...	4	729
...	...	...	...	...	1	1	2	...	...	...	...	1	291	
22	3	15	8	15	42	27	3	6	3	2	...	3	932	731
...	...	...	...	...	...	2	...	...	...	...	...	...	86	732
5	...	2	1	2	7	1	...	...	...	...	...	2	312	733
1	...	...	...	...	14	1	...	...	...	...	...	...	201	734
...	...	...	...	...	...	...	...	...	...	...	...	1	115	739
28	3	17	9	17	63	31	3	6	3	2	...	6	1,646	
...	...	...	...	...	...	...	...	...	...	...	...	...	1	740
...	...	...	...	...	1	1	...	...	...	...	...	...	55	741
27	2	29	9	8	57	31	1	...	2	...	1	1	825	742
84	...	...	5	...	...	...	2	1	...	...	2	...	154	743
1	...	...	...	...	...	...	...	...	...	...	...	...	116	744
...	...	...	...	...	...	...	...	...	...	...	...	...	1	749
112	2	29	14	8	58	32	3	1	2	...	3	1	1,152	
2	...	...	...	...	1	...	...	...	...	...	...	...	36	750
3	...	1	1	2	4	4	...	...	...	...	...	...	171	751
9	...	7	1	1	10	3	...	4	...	...	...	...	623	752
...	...	...	...	...	...	...	...	...	...	...	...	1	165	753
...	...	...	...	...	...	...	...	...	...	...	...	...	23	754
13	1	8	2	2	19	6	...	...	...	...	...	...	407	755
7	1	3	...	5	15	4	...	...	...	...	...	...	361	756
4	...	1	...	...	3	...	...	...	...	...	...	...	29	757
...	...	...	...	...	...	...	...	...	...	...	...	...	4	760
1	...	2	1	...	...	...	...	...	...	...	...	...	107	769
39	2	22	5	10	52	17	...	4	...	...	...	1	1,926	

## South Australia—Males in Regional Areas classified

Code No.	INDUSTRY	Adelaide (Met.)	Adelaide (ex-Met.)	Light	Sturt	Fleurieu	Pyap	Pinnaroo	Tatiara	Gambier
<b>Sub Group 7.—Education :</b>										
770	Inadequately defined ... ..	468	92	73	34	22	51	24	6	52
771	Kindergarten, primary and secondary schools	424	60	30	10	11	12	5	2	15
772	Technical colleges ... ..	205	5	...	...	1	1	1	...	...
773	Agricultural colleges ... ..	34	14	48	2	...	4	...	...	14
774	Universities ... ..	161	9	...	...	...	...	...	...	...
775	Other schools and private teaching ... ..	59	2	2	2	...	4	...	...	3
776	Libraries and reading rooms ... ..	47	1	2	...	1	1	...	...	3
779	Other ... ..	30	2	...	...	...	...	...	...	...
	<b>TOTAL SUB GROUP I.7</b> ... ..	<b>1,428</b>	<b>185</b>	<b>155</b>	<b>48</b>	<b>35</b>	<b>73</b>	<b>30</b>	<b>8</b>	<b>87</b>
<b>Sub Group 8.—Other Professional :</b>										
780	Inadequately defined ... ..	4	...	...	...	...	...	...	...	...
781	Civil engineering and surveying ... ..	31	1	1	...	...	...	...	1	...
782	Architecture ... ..	75	1	...	...	...	1	...	...	1
783	Accountancy and auditing ... ..	410	10	5	1	2	5	...	1	15
784	Musical composition, literature, painting and sculpture ... ..	17	4	...	1	...	...	...	...	...
785	Industrial and trade associations ... ..	129	3	...	1	...	2	...	...	1
789	Other ... ..	51	...	...	1	...	1	...	...	...
	<b>TOTAL SUB GROUP I.8</b> ... ..	<b>717</b>	<b>19</b>	<b>6</b>	<b>4</b>	<b>2</b>	<b>9</b>	<b>...</b>	<b>2</b>	<b>17</b>
	<b>TOTAL GROUP I</b> ... ..	<b>10,729</b>	<b>688</b>	<b>442</b>	<b>216</b>	<b>118</b>	<b>270</b>	<b>58</b>	<b>38</b>	<b>321</b>
<b>GROUP J.—AMUSEMENT, HOTELS, CAFES, PERSONAL SERVICE, etc.</b>										
<b>Sub Group 1.—Amusement, Sport and Recreation :</b>										
800	Inadequately defined ... ..	57	...	3	1	...	1	...	...	...
801	Theatre ... ..	10	...	1	...	...	...	...	...	...
802	Motion picture production and picture theatres	268	7	4	2	7	8	...	...	10
803	Wireless broadcasting (including technical service) ... ..	174	8	...	2	...	3	...	...	2
804	Music ... ..	20	...	...	...	...	...	...	...	...
806	Racing and other professional sport— Horse racing (racecourses and training stables) ... ..	410	18	...	11	...	1	...	...	34
808	Bookmaking ... ..	215	2	2	...	1	1	...	...	7
809	Other professional sport ... ..	18	1	...	...	1	...	...	...	...
810	Parks, gardens and recreation grounds ... ..	259	12	2	4	5	8	...	1	9
811	Tourist bureaux and agencies (including government) ... ..	43	4	1	...	1	...	...	...	4
819	Other ... ..	72	...	...	2	1	4	...	...	8
	<b>TOTAL SUB GROUP J.1</b> ... ..	<b>1,546</b>	<b>52</b>	<b>13</b>	<b>22</b>	<b>16</b>	<b>26</b>	<b>...</b>	<b>1</b>	<b>74</b>
<b>Sub Group 2.—Hotels, Cafes, Personal Service, etc. :</b>										
820	Inadequately defined ... ..	17	2	...	1	...	1	...	...	2
821	Private domestic service (indoor and outdoor) Hotels, boarding houses and restaurants— Inadequately defined ... ..	692	131	17	11	34	17	1	...	24
822	Licensed hotels ... ..	1,271	118	77	29	41	108	16	12	116
824	Boarding and lodging houses ... ..	182	13	2	7	34	7	...	...	7
825	Restaurants and tea rooms ... ..	317	18	9	9	9	21	5	...	23
826	Club houses and club rooms (not sporting clubs)	117	3	6	2	...	5	...	...	3
827	Laundries, job dyeing and dry cleaning ... ..	345	4	5	5	7	9	1	1	16
828	Hairdressing, manicure and beauty parlours...	498	41	26	15	13	21	3	2	28
829	Undertaking, cremation and grave digging ... ..	118	10	4	5	1	3	...	2	8
830	Sanitation, inspection and disposal of refuse...	64	1	4	4	...	3	...	1	2
839	Other ... ..	72	1	...	...	...	...	...	...	...
	<b>TOTAL SUB GROUP J.2</b> ... ..	<b>3,693</b>	<b>343</b>	<b>150</b>	<b>88</b>	<b>139</b>	<b>196</b>	<b>26</b>	<b>18</b>	<b>229</b>
	<b>TOTAL GROUP J</b> ... ..	<b>5,239</b>	<b>395</b>	<b>163</b>	<b>110</b>	<b>155</b>	<b>222</b>	<b>26</b>	<b>19</b>	<b>303</b>
840	<b>GROUP K.—OTHER INDUSTRIES.</b>	<b>2</b>	<b>...</b>	<b>...</b>	<b>...</b>	<b>...</b>	<b>...</b>	<b>...</b>	<b>...</b>	<b>...</b>
<b>GROUP L.—INDUSTRY INADEQUATELY DESCRIBED.</b>										
851	Accountant, auditor (not grade E or O) ... ..	7	...	...	...	...	...	...	...	...
852	Architect (not grade E or O) ... ..	3	...	...	...	...	...	...	...	...
853	Caretaker, cleaner, watchman (undefined) ... ..	55	1	...	...	...	...	1	...	...
854	Carpenter, carpenter and joiner, carpentering (undefined) ... ..	223	21	15	10	9	9	2	1	17
855	Clerical, clerk (undefined) ... ..	60	5	...	...	1	...	...	...	2
856	Contracting, contractor (undefined) ... ..	92	13	7	6	6	8	1	5	18
857	Electrical electrical trade (undefined) ... ..	268	9	7	...	4	3	...	1	1
858	Electrical fitter, fitting (undefined) ... ..	27	1	1	...	...	...	...	...	1

according to Industry—Detailed Table—Table 7 (a)—continued.

Yorke	Kangaroo Island	Eyre	Nuyts	Whyalla	Goyder	Flinders	Giles	Frome	Stuart	Cooper	Aboriginal Reserve	Migratory Population	TOTAL	Code No.
57	5	36	14	10	72	38	6	5	2	1	...	...	1,068	770
24	1	22	1	2	36	27	1	2	...	...	...	...	685	771
1	...	...	...	3	5	...	...	...	...	...	...	...	222	772
...	...	4	...	...	...	...	...	...	...	...	...	...	120	773
...	...	...	...	...	...	...	...	...	...	...	...	...	170	774
...	...	...	...	1	3	...	...	...	...	...	...	...	76	775
...	...	...	...	1	3	1	...	...	...	...	...	...	60	776
...	...	...	...	...	...	...	...	...	...	...	...	...	32	779
82	6	62	15	17	119	66	7	7	2	1	...	...	2,433	
...	...	...	...	...	...	...	...	...	...	...	...	...	4	780
...	...	...	...	1	...	1	...	...	...	...	...	...	36	781
...	...	...	...	...	...	...	...	...	...	...	...	...	78	782
7	2	5	...	3	7	1	...	...	...	...	...	1	475	783
...	...	1	...	...	...	...	...	...	...	...	...	...	23	784
1	...	...	...	2	4	...	...	...	...	...	...	1	144	785
...	...	...	...	1	...	...	1	...	...	...	...	...	55	789
8	2	6	...	7	11	2	1	...	...	...	...	2	815	
320	20	201	63	78	433	192	130	27	14	3	3	65	14,429	
3	...	...	...	...	...	14	...	...	...	...	...	2	81	800
...	...	...	...	...	...	...	...	...	...	...	...	...	11	801
4	...	2	...	3	9	3	...	...	...	...	...	...	327	802
...	...	...	...	1	7	3	...	...	...	...	...	3	203	803
...	...	...	...	...	...	...	...	...	...	...	...	...	20	804
7	...	...	...	...	1	26	...	...	...	...	...	2	510	806
2	...	...	...	...	11	16	...	1	...	...	...	...	258	808
...	...	...	...	...	...	...	...	...	...	...	...	...	20	809
5	...	2	...	1	9	2	...	...	...	...	...	...	319	810
...	...	...	...	...	...	1	...	...	...	...	...	...	54	811
1	1	4	1	1	8	18	...	...	...	...	...	2	123	819
22	1	8	1	6	45	83	...	1	...	...	...	9	1,926	
...	...	1	...	...	...	2	...	...	...	...	...	...	26	820
6	...	6	1	4	31	13	1	...	...	...	...	1	990	821
...	...	1	...	9	...	...	...	...	...	1	...	...	13	822
63	5	54	15	30	152	90	3	18	6	1	...	2	2,227	823
1	8	5	...	...	9	4	...	...	...	...	...	...	279	824
9	1	11	1	4	24	10	...	2	...	...	...	...	473	825
...	...	...	...	...	2	...	...	...	...	1	...	...	139	826
6	1	6	3	6	11	2	...	...	...	...	...	...	428	827
22	1	12	1	9	42	15	...	...	...	...	...	...	749	828
3	...	1	...	...	1	1	...	...	...	...	...	...	157	829
1	...	2	1	7	10	3	...	...	...	...	...	...	103	830
...	...	...	...	...	2	...	...	...	...	...	...	...	75	839
111	16	99	22	69	284	140	4	20	6	3	...	3	5,659	
133	17	107	23	75	329	223	4	21	6	3	...	12	7,585	
...	...	...	...	...	...	...	...	...	...	...	...	...	2	
...	...	...	...	1	...	...	...	...	...	...	...	...	8	851
...	...	...	...	...	...	...	...	...	...	...	...	...	3	852
...	...	...	...	...	1	...	...	...	...	...	...	...	58	853
18	1	6	1	4	17	2	...	1	...	...	...	1	358	854
1	...	1	...	...	1	3	...	...	...	...	...	...	74	855
6	2	10	1	4	22	13	1	2	...	...	...	...	217	856
1	...	...	...	2	3	2	...	...	...	...	...	...	301	857
1	...	...	...	...	2	...	1	...	...	...	...	...	34	858

## South Australia—Males in Regional Areas classified

Code No.	INDUSTRY	Adelaide (Met.)	Adelaide (ex-Met.)	Light	Sturt	Fleurieu	Pyap	Pinnaroo	Tatiara	Gambier
859	Electrician (undefined) ... ..	49	5	5	1	1	2	1	...	3
861	Labourer, labouring (undefined) ... ..	121	19	8	4	14	9	3	2	18
862	Lorry driver, truck driver (undefined) ... ..	14	3	2	...	2	3	...	...	6
863	Machinist (undefined) ... ..	10	...	...	...	...	...	...	...	...
864	Metal trade, trades (undefined) ... ..	280	7	1	...	...	...	...	...	...
865	Milk, milk industry ... ..	24	1	...	1	...	...	...	...	...
866	Motor, motor industry, motor trade ... ..	673	28	2	3	1	10	1	...	6
867	Motor driver (undefined) ... ..	23	2	1	1	...	1	...	...	...
868	Motor mechanic (undefined) ... ..	58	12	5	4	6	1	...	...	8
869	Office, office work (undefined)... ..	20	...	...	...	...	...	...	...	...
870	Packer, packing, storeman (undefined) ... ..	30	1	...	...	...	1	...	...	...
871	Painter, painting (undefined) ... ..	390	17	16	6	7	15	1	5	21
872	Plumber, plumbing, gasfitting (undefined) ... ..	558	15	11	5	8	17	1	2	29
873	Process worker (undefined) ... ..	13	1	...	...	...	...	...	...	...
874	Radio (undefined) ... ..	51	1	2	1	...	1	...	...	...
875	Secretary (not Grade E or O) (industry not stated) ... ..	4	...	...	...	...	1	...	...	...
876	Stenographer, typist (undefined) ... ..	2	...	...	...	...	...	...	...	...
878	Timber, timber industry ... ..	207	9	3	1	3	1	...	...	83
880	Industry inadequately described (other) ... ..	1,754	76	31	21	16	34	...	6	53
	<b>TOTAL GROUP L</b> ... ..	<b>5,016</b>	<b>247</b>	<b>117</b>	<b>64</b>	<b>78</b>	<b>116</b>	<b>11</b>	<b>22</b>	<b>266</b>
	<b>GROUP M.—INDUSTRY NOT STATED.</b>									
890	Industry not stated (nil or not answered) ... ..	3,996	357	152	92	109	57	18	18	279
	<b>GROUP N.—PERSONS NOT GAINFULLY OCCUPIED.</b>									
900	Persons not gainfully occupied ... ..	62,677	8,264	4,548	2,424	1,881	3,390	1,054	637	4,834
	<b>GRAND TOTAL</b> ... ..	<b>183,099</b>	<b>22,886</b>	<b>13,059</b>	<b>7,108</b>	<b>5,291</b>	<b>10,670</b>	<b>3,395</b>	<b>2,155</b>	<b>14,515</b>

according to Industry—Detailed Table—Table 7 (a)—continued.

Yorke	Kangaroo Island	Eyre	Nuyts	Whyalla	Goyder	Flinders	Giles	Frome	Stuart	Cooper	Aboriginal Reserve	Migratory Population	TOTAL	Code No.
...	...	...	...	...	3	1	...	...	...	...	...	...	71	859
22	2	14	4	...	32	10	...	...	...	...	...	...	232	861
4	...	1	...	1	3	1	...	...	...	...	...	...	40	862
...	...	...	...	...	...	...	...	...	...	...	...	...	10	863
1	...	1	...	...	5	...	...	...	...	...	...	...	295	864
...	...	...	...	...	...	...	...	...	...	...	...	...	26	865
8	...	2	...	3	13	9	...	...	...	...	...	1	760	866
...	...	...	...	...	2	...	...	...	...	...	...	...	30	867
7	1	5	1	1	7	2	...	...	...	...	...	...	118	868
...	...	...	...	...	1	...	...	...	...	...	...	...	21	869
...	...	1	...	...	...	...	...	...	...	...	...	...	33	870
12	...	8	1	4	34	6	1	1	...	...	...	...	545	871
8	1	10	...	3	6	4	...	1	...	...	...	...	679	872
...	...	...	...	...	...	...	...	...	...	...	...	...	14	873
...	...	1	...	...	1	...	...	...	...	...	...	...	58	874
...	...	...	...	...	...	...	...	...	...	...	...	...	5	875
...	...	...	...	...	...	...	...	...	...	...	...	...	2	876
...	...	...	...	2	3	3	...	...	...	...	...	...	315	878
31	5	23	5	13	39	11	1	...	...	...	...	2	2,121	880
120	12	83	13	38	195	67	4	5	...	...	...	4	6,478	
166	22	73	37	20	223	121	6	16	1	...	1	36	5,800	890
3,690	290	2,874	752	1,506	5,944	3,296	322	350	131	18	11	14	108,907	900
9,953	788	8,679	2,165	4,566	17,208	9,333	1,419	1,544	501	102	69	1,526	320,031	

## South Australia—Females in Regional Areas classified

Code No.	INDUSTRY	Adelaide (Met.)	Adelaide (Ex-Met.)	Light	Sturt	Fleurieu	Pyap	Pinnaroo	Tatiara	Gambier
<b>GROUP A.—PRIMARY PRODUCTION.</b>										
000	Sub Group 1.—Fishing : Inadequately defined ... ..	...	...	...	...	...	1	...	...	...
011	Sub Group 2.—Hunting and Fishing : Rabbit trapping and poisoning... ..	...	...	...	...	...	...	...	...	...
Sub Group 3.—Agriculture, Grazing and Dairying :										
020	Farming (so described) ... ..	7	4	23	5	8	4	3	...	1
021	Mixed Farming ... ..	18	89	94	36	23	15	23	16	28
023	Primary Producer industry (so described) Agriculture (other than mixed)—	1	...	3	...	...	...	3	...	2
030	Wheat growing ... ..	7	...	11	...	...	3	6	...	...
032	Fruit growing ... ..	18	18	7	3	1	131	1	...	1
033	Grape growing ... ..	8	18	10	...	...	6	...	...	...
034	Vegetable growing (so described) ... ..	7	1	2	...	...	3	...	...	1
035	Market gardening (so described) ... ..	18	9	2	...	...	...	1	...	...
036	Flower growing and nursery gardening ... ..	19	6	...	...	...	...	...	...	...
037	Horticulture (so described) ... ..	...	5	1	...	...	13	...	...	...
039	Other ... ..	3	...	...	...	...	...	...	...	...
040	Grazing ... ..	38	23	4	10	7	7	2	8	74
Dairy, Pig and Poultry Farming and Beekeeping (other than mixed) :										
050	Dairying ... ..	25	155	60	54	85	9	4	3	137
051	Pig farming ... ..	...	...	...	...	1	...	...	...	3
052	Poultry farming ... ..	21	17	5	2	1	2	...	...	...
053	Beekeeping ... ..	1	...	1	...	...	...	...	...	...
060	Other ... ..	3	...	...	...	...	...	...	...	...
TOTAL SUB GROUP A.3		194	345	223	110	126	193	43	27	247
Sub Group 4.—Forestry :										
070	Inadequately defined ... ..	...	...	...	...	...	...	...	...	1
071	Afforestation and reafforestation ... ..	6	1	...	...	...	...	...	...	...
072	Timber getting (including firewood) ... ..	...	1	...	...	...	...	...	...	...
TOTAL SUB GROUP A.4		6	2	...	...	...	...	...	...	1
TOTAL A.—PRIMARY PRODUCTION		200	347	223	110	126	194	43	27	248
<b>GROUP B.—MINING AND QUARRYING.</b>										
Sub Group 1.—Mining :										
080	Inadequately defined ... ..	2	...	...	...	...	...	...	...	...
085	Iron mining ... ..	...	...	...	...	...	...	...	...	...
089	Other mining ... ..	1	...	...	...	...	...	...	...	...
TOTAL SUB GROUP B.1		3	...	...	...	...	...	...	...	...
090	Sub Group 2.—Quarrying : Quarrying ... ..	7	...	...	...	1	...	...	...	...
TOTAL B.— MINING AND QUARRYING		10	...	...	...	1	...	...	...	...
<b>GROUP C.—MANUFACTURE.</b>										
100	Inadequately defined ... ..	280	9	...	...	1	1	...	...	3
Sub Group 1.—Manufacture relating to Cement, Bricks, Glass, Stone, Coke, Oils, etc. :										
Cement plaster, etc.—										
112	Cement making ... ..	3	...	...	...	...	...	...	...	...
113	Articles of cement and concrete ... ..	3	...	...	...	...	...	...	...	...
114	Lime Kilns and plaster works ... ..	1	...	...	...	1	...	...	...	...
115	Asbestos products ... ..	3	...	...	...	...	...	...	...	...
Bricks, earthenware, etc.—										
117	Bricks, tiles and fireclay products ... ..	1	1	...	...	...	...	...	...	...
118	Pottery and earthenware ... ..	10	...	...	...	...	...	...	...	...
120	Glass ... ..	47	...	...	...	...	...	...	...	...
121	Stone ... ..	4	...	...	...	...	...	...	...	...
Oils—										
123	Inadequately defined ... ..	6	...	...	...	...	...	...	...	...
129	Others ... ..	10	...	...	...	...	...	...	...	...
TOTAL SUB GROUP C.1		88	1	...	...	1	...	...	...	...





## South Australia—Females in Regional Areas classified

Code No.	INDUSTRY	Adelaide (Met.)	Adelaide (Ex-Met.)	Light	Sturt	Fleurieu	Pyap	Pinnaroo	Tatiara	Gambier
<b>Sub Group 2.—Founding, Engineering and Metalworking (including Shipbuilding):</b>										
130	Inadequately defined ... ..	116	3	...	...	...	...	...	...	...
131	Extracting and refining of Metals— Inadequately defined ... ..	16	...	...	...	...	...	...	...	...
132	Smelting, converting, refining and rolling of Iron and Steel ... ..	2	...	...	...	...	...	...	...	...
133	Extracting and refining of non-ferrous metals and alloys ... ..	4	...	...	...	...	...	...	...	...
Founding—										
134	Inadequately defined ... ..	11	2	1	...	...	1	...	...	1
135	Iron and steel foundries ... ..	4	...	...	...	...	...	...	...	...
136	Brass, copper and other foundries, sheet, tube and wire making ... ..	57	...	...	...	...	...	...	...	...
140	Inadequately defined ... ..	69	3	...	...	...	...	...	...	...
Iron and Steel—										
143	Wrought iron, steel tube, metallic bedstead and tubular steel furniture making ...	119	8	1	...	...	...	...	...	...
144	Wire, n.e.i., wire netting, wire rope and nail making ... ..	10	...	...	...	...	...	...	...	...
Iron and Steel Manufacture—										
151	Cutlery and small tools (not machine) making	15	...	...	...	...	...	...	...	...
152	Stove, grate and range making (including bath heaters) ... ..	6	1	...	...	...	...	...	...	...
153	Canister making ... ..	38	...	...	...	...	...	...	...	...
154	Tinplate and sheet metal working, n.e.i. ...	89	4	...	...	...	...	...	...	...
155	Spring making ... ..	18	...	...	...	...	...	...	...	...
156	Blacksmithing and drop forging ... ..	...	...	1	...	...	...	...	...	...
157	Iron and steel fabrication and welding ...	7	...	...	...	...	...	...	...	...
159	Iron and steel manufacture, n.e.i. ... ..	84	4	...	...	...	...	...	...	1
160	General Engineering (including engineering undefined) ... ..	311	8	4	1	...	2	...	...	...
Machine and machinery manufacture and repair—										
170	Inadequately defined ... ..	4	...	...	...	...	...	...	...	...
171	Agricultural and earth moving machinery (including tractors) ... ..	52	4	2	16	...	1	...	...	...
172	Metalworking machines and appliances (including machine tools) ... ..	1	...	...	...	...	...	...	...	...
173	Refrigerators and freezing machines ... ..	59	1	...	...	...	...	...	...	...
174	Other domestic machinery ... ..	5	...	...	...	...	...	...	...	...
179	Other ... ..	15	...	...	...	...	...	...	...	...
Metal goods, n.e.i.—										
180	Inadequately defined ... ..	2	...	...	...	...	...	...	...	...
183	Household and other fittings ... ..	5	...	...	...	...	...	...	...	...
189	Other metal goods ... ..	17	1	...	...	...	...	...	...	...
190	Munitions (including ordnance, small arms, ammunition, etc.) ... ..	24	11	2	...	...	...	...	...	1
Wireless, electrical machinery and apparatus, etc.—										
200	Inadequately defined ... ..	36	...	...	...	...	...	...	...	...
201	Accumulator and battery making ... ..	2	...	...	...	...	...	...	...	...
202	Incandescent lamp making ... ..	8	...	...	...	...	...	...	...	...
203	Wireless apparatus (including valves) making (excluding cabinets) ... ..	55	...	...	...	...	...	...	...	...
204	Telegraph and telephone instruments ...	2	1	...	...	...	...	...	...	...
209	Electrical machinery and apparatus, n.e.i. (not installation, supply or dealing) and electrical engineering (so described) ...	281	4	1	...	...	...	...	...	...
210	Ship and boatbuilding and repairing and marine engineering ... ..	4	...	...	...	...	...	...	...	...
TOTAL SUB GROUP C.2 ... ..		1,548	55	12	17	...	4	...	...	3
<b>Sub Group 3.—Manufacture, Assembly and Repair of Vehicles, parts and accessories:</b>										
220	Inadequately defined ... ..	6	...	...	...	...	...	...	...	1
221	Aircraft and aircraft parts ... ..	23	...	...	...	...	...	...	...	...
222	Railway locomotives, rolling stock and trams (including workshops) ... ..	10	...	...	...	...	...	...	...	...
Motor Vehicles, parts and accessories—										
223	Inadequately defined ... ..	47	...	...	...	...	...	...	...	...
224	Construction and assembly of motor vehicles and manufacture of parts and accessories	58	1	...	...	...	...	...	...	...
225	Motor body building, caravans and trailers...	304	1	1	...	...	...	...	...	...
227	Bicycles, parts and accessories ... ..	19	...	...	...	...	...	...	...	...
229	Other ... ..	7	...	...	...	...	...	...	...	...
TOTAL SUB GROUP C.3 ... ..		474	2	1	...	...	...	...	...	1



## South Australia—Females in Regional Areas classified

Code No.	INDUSTRY	Adelaide (Met.)	Adelaide (Ex-Met.)	Light	Sturt	Fleurieu	Pyap	Pinnaroo	Tatiara	Gambier
<b>Sub Group 4.—Manufacture of Textile and Fibrous Materials (not dress) :</b>										
230	Inadequately defined ... ..	61	17	2	...	...	...	...	1	1
	Wool, cotton, silk and rayon mills—									
231	Inadequately defined ... ..	4	...	1	...	...	...	...	...	...
232	Woollen and worsted mills (all processes) ...	131	88	2	...	...	...	...	...	71
233	Cotton mills (all processes) ... ..	492	4	...	1	...	...	...	...	...
235	Flax mills ... ..	...	5	1	...	1	...	...	...	8
236	Tents, tarpaulins and other canvas goods...	22	2	...	...	...	...	...	...	...
237	Textile printing ... ..	1	...	...	...	...	...	...	...	...
241	Carpets ... ..	5	...	...	...	...	...	...	...	...
	Bags, Rope, etc.—									
245	Bags and sacks ... ..	8	...	...	...	...	...	...	...	...
246	Rope and cordage ... ..	2	...	...	...	...	...	...	...	...
249	Other ... ..	6	...	...	...	...	...	...	...	...
	<b>TOTAL SUB GROUP C.4</b> ... ..	<b>732</b>	<b>116</b>	<b>6</b>	<b>1</b>	<b>1</b>	...	...	<b>1</b>	<b>80</b>
<b>Sub Group 5.—Manufacture of Clothing :</b>										
250	Inadequately defined ... ..	1,305	113	58	32	...	...	...	...	2
251	Tailoring, ready-made clothing, waterproof and oilskin clothing ... ..	781	45	12	1	13	17	...	3	17
252	Dressmaking, millinery, embroidery and lace...	1,039	49	15	12	7	7	3	2	18
253	Shirts, handkerchiefs and underclothing (not knitted), etc. ... ..	82	1	...	1	...	...	...	...	...
254	Corsets ... ..	6	...	...	...	1	...	...	...	...
255	Hats and caps ... ..	12	...	...	...	...	...	...	...	...
256	Knitted goods and hosiery ... ..	51	...	1	...	...	...	...	...	2
259	Other ... ..	112	4	1	...	...	...	...	...	...
	<b>TOTAL SUB GROUP C.5</b> ... ..	<b>3,388</b>	<b>212</b>	<b>87</b>	<b>46</b>	<b>21</b>	<b>24</b>	<b>3</b>	<b>5</b>	<b>39</b>
<b>Sub Group 6.—Boot and Shoe Making (other than Rubber), Accessories and Repairing :</b>										
260	Inadequately defined ... ..	...	...	...	...	...	...	...	...	...
261	Boot and shoe making (other than rubber) ...	527	27	1	...	...	...	...	...	...
263	Boot and shoe repairing (including bootmaker) so described ... ..	8	...	...	...	...	...	...	...	...
	<b>TOTAL SUB GROUP C.6</b> ... ..	<b>535</b>	<b>27</b>	<b>1</b>	...	...	...	...	...	...
<b>Sub Group 7.—Manufacture of Food and Drink :</b>										
270	Inadequately defined ... ..	317	6	1	...	1	1	...	...	...
	Meat and fish—									
280	Inadequately defined ... ..	17	3	...	...	...	...	...	...	...
281	Abattoirs ... ..	7	2	...	...	...	...	...	...	...
282	Meat freezing, preserving and canning ...	26	1	...	...	...	...	1	...	1
283	Bacon and ham ... ..	6	6	...	1	...	...	...	...	...
284	Smallgoods ... ..	9	2	...	...	...	...	...	...	1
289	Other meat and fish ... ..	...	...	...	...	...	...	...	...	1
	Milk, butter and cheese and substitutes—									
290	Inadequately defined ... ..	26	8	...	1	1	...	1	1	2
291	Butter ... ..	20	7	3	5	...	...	...	...	2
292	Cheese ... ..	1	3	...	...	3	...	...	...	6
293	Dried, condensed and other milk products	11	1	...	6	...	...	...	...	1
294	Butterine and margarine ... ..	1	...	...	...	...	...	...	...	...
295	Ice cream ... ..	15	...	...	...	...	...	...	...	...
296	Pasteurizing milk and cream ... ..	...	...	2	...	...	...	...	...	...
	Grain milling, cereal food, etc.—									
301	Flour and other grain milling ... ..	33	10	8	1	...	...	...	...	...
302	Cereal foods and starch ... ..	19	...	1	...	...	...	...	...	...
303	Bread, cakes and pastry ... ..	231	11	14	4	7	13	...	1	7
304	Biscuits ... ..	125	2	1	...	...	...	...	...	...
310	Confectionery (including cocoa and chocolate) ... ..	196	6	...	...	...	...	...	...	...
311	Sugar milling and refining ... ..	3	1	...	...	...	...	...	...	...
	Jam, fruit and vegetable canning, etc., pickles, etc.—									
320	Inadequately defined ... ..	1	...	...	...	...	...	...	...	...
321	Jam making, fruit and vegetable canning ...	109	16	1	...	...	...	...	...	...
322	Fruit and vegetable drying ... ..	63	3	14	1	...	121	...	...	1
323	Pickles, sauces and vinegar ... ..	17	...	...	...	...	...	...	...	...
324	Condiments and spices ... ..	3	...	...	...	...	...	...	...	...
	Other foods, n.e.i.—									
326	Grain threshing, chaff cutting and hay pressing ... ..	...	...	1	...	...	...	...	...	...
329	Other ... ..	24	8	...	...	...	...	...	...	...
	Drink manufacture (including ice)—									
330	Inadequately defined ... ..	2	...	...	...	...	...	...	...	...
331	Ice (not ice cream) ... ..	5	...	...	...	...	...	...	...	1
332	Aerated waters and cordials ... ..	7	...	3	...	...	...	...	...	1
333	Brewing ... ..	15	...	...	...	...	...	...	...	...
334	Malting ... ..	2	...	...	...	...	...	...	...	...
335	Distilling ... ..	2	...	1	...	...	8	...	...	...
336	Wine making (not grape growing) ... ..	21	6	13	...	1	10	...	...	...
	<b>TOTAL SUB GROUP C.7</b> ... ..	<b>1,334</b>	<b>102</b>	<b>63</b>	<b>19</b>	<b>13</b>	<b>153</b>	<b>2</b>	<b>2</b>	<b>24</b>

according to Industry—Detailed Table—Table 7 (b)—continued.

Yorke	Kangaroo Island	Eyre	Nuyts	Whyalla	Goyder	Flinders	Giles	Frome	Stuart	Cooper	Aboriginal Reserve	Migratory Population	TOTAL	Code No.
2	...	...	...	...	...	...	...	...	...	...	...	...	84	230
...	...	...	...	...	...	...	...	...	...	...	...	...	5	231
...	...	...	...	...	1	1	...	...	...	...	...	...	294	232
1	...	...	...	...	...	...	...	...	...	...	...	1	499	233
...	...	...	...	...	...	...	...	...	...	...	...	...	15	235
...	...	...	...	...	...	...	...	...	...	...	...	...	24	236
...	...	...	...	...	...	...	...	...	...	...	...	...	1	237
...	...	...	...	...	...	...	...	...	...	...	...	...	5	241
...	...	...	...	...	...	...	...	...	...	...	...	...	8	245
...	...	...	...	...	...	...	...	...	...	...	...	...	2	246
...	...	...	...	...	...	...	...	...	...	...	...	...	6	249
3	...	...	...	...	1	1	...	...	...	...	...	1	943	
78	...	1	...	6	36	3	...	...	...	...	...	...	1,634	250
12	...	13	...	4	39	14	...	...	...	...	...	2	973	251
13	...	8	4	14	23	11	...	1	...	...	...	2	1,228	252
...	...	...	...	...	...	...	...	...	...	...	...	...	84	253
...	...	...	...	...	...	...	...	...	...	...	...	...	7	254
...	...	...	...	...	...	...	...	...	...	...	...	...	12	255
...	...	...	...	...	...	...	...	...	...	...	...	...	54	256
...	...	1	...	...	...	...	...	...	...	...	...	...	118	259
103	...	23	4	24	98	28	...	1	...	...	...	4	4,110	
...	...	...	...	...	...	...	...	...	...	...	...	...	...	260
...	...	...	...	...	1	...	...	...	...	...	...	...	556	261
...	...	...	...	...	...	...	...	...	...	...	...	...	8	263
...	...	...	...	...	1	...	...	...	...	...	...	...	564	
...	...	...	...	1	...	...	...	...	...	...	...	...	327	270
...	...	...	...	...	...	...	...	...	...	...	...	...	20	280
...	...	...	...	...	...	...	...	...	...	...	...	...	9	281
...	...	...	...	...	...	1	...	...	...	...	...	...	30	282
...	...	...	...	...	...	...	...	...	...	...	...	...	13	283
...	...	...	...	...	...	...	...	...	...	...	...	...	12	284
...	...	9	...	...	...	...	...	...	...	...	...	...	10	289
...	...	...	...	...	...	...	...	...	...	...	...	...	40	290
1	...	2	...	...	7	...	...	...	...	...	...	...	47	291
...	...	...	...	...	...	...	...	...	...	...	...	...	13	292
...	...	...	...	...	1	...	...	...	...	...	...	...	20	293
...	...	...	...	...	...	...	...	...	...	...	...	...	1	294
...	...	...	...	...	...	...	...	...	...	...	...	...	15	295
...	...	1	...	...	1	...	...	...	...	...	...	...	4	296
...	...	1	...	...	3	...	...	...	...	...	...	...	56	301
...	...	...	...	...	...	...	...	...	...	...	...	...	20	302
10	1	11	3	9	23	7	...	...	...	...	...	...	352	303
...	...	...	...	...	...	...	...	...	...	...	...	...	128	304
...	...	...	...	...	...	...	...	...	...	...	...	...	202	310
1	...	...	...	...	...	...	...	...	...	...	...	...	5	311
...	...	...	...	...	...	...	...	...	...	...	...	...	1	320
...	...	...	...	...	...	...	...	...	...	...	...	...	126	321
...	...	...	...	...	...	...	...	...	...	...	...	...	203	322
...	...	...	...	...	...	...	...	...	...	...	...	...	17	323
...	...	...	...	...	...	...	...	...	...	...	...	...	3	324
...	...	...	...	...	...	...	...	...	...	...	...	...	1	326
...	...	1	...	...	...	...	...	...	...	...	...	...	33	329
...	...	...	...	...	...	...	...	...	...	...	...	...	2	330
1	...	...	...	1	2	...	...	...	...	...	...	...	6	331
...	...	...	...	...	...	...	...	...	...	...	...	...	15	332
...	...	...	...	...	...	1	...	...	...	...	...	...	16	333
...	...	...	...	...	...	...	...	...	...	...	...	...	2	334
...	...	...	...	...	...	...	...	...	...	...	...	...	11	335
...	...	...	...	...	2	...	...	...	...	...	...	...	53	336
13	1	25	3	11	39	9	...	...	...	...	...	...	1,813	





## South Australia—Females in Regional Areas classified

Code No.	INDUSTRY	Adelaide (Met.)	Adelaide (Ex-Met.)	Light	Sturt	Fleurieu	Pyap	Pinnaroo	Tatiara	Gambier
<b>Sub Group 15.—Preparation of Skins and Leather, Manufacture of Goods of Leather and Leather Substitutes (not Clothing or Footwear) :</b>										
430	Inadequately defined ... ..	20	...	...	...	...	...	...	...	...
431	Furriers and fur dressing ... ..	22	2	...	...	...	...	...	...	...
432	Fellmongering ... ..	15	...	...	...	...	...	...	...	...
433	Tanning, currying and leather dressing ... ..	6	...	...	...	...	...	...	...	...
434	Saddlery, harness and whips ... ..	5	...	...	...	...	...	...	...	...
435	Bags, trunks and other goods of leather and leather substitutes (not clothing or footwear) ... ..	90	4	...	...	1	...	...	...	...
439	Other ... ..	1	...	...	...	...	...	...	...	...
	<b>TOTAL SUB GROUP C.15</b> ... ..	<b>159</b>	<b>6</b>	...	...	<b>1</b>	...	...	...	...
<b>Sub Group 16.—Manufacture of Rubber Goods :</b>										
440	Inadequately defined ... ..	64	1	...	...	...	...	...	...	...
441	Rubber tyres and tubes ... ..	2	...	...	...	...	...	...	...	...
443	Rubber goods, n.e.i. (not clothing) ... ..	1	...	...	...	...	...	...	...	...
444	Vulcanizing and tyre retreading ... ..	5	...	...	...	...	1	...	...	...
	<b>TOTAL SUB GROUP C.16</b> ... ..	<b>72</b>	<b>1</b>	...	...	...	<b>1</b>	...	...	...
<b>Sub Group 17.—Manufacture of Musical, Surgical and Scientific Instruments and Apparatus :</b>										
450	Musical, surgical and scientific instruments and apparatus ... ..	47	...	...	...	...	...	...	...	...
<b>Sub Group 18.—Manufacture of Plastic Products :</b>										
460	Plastic products ... ..	9	...	...	...	...	...	...	...	...
<b>Sub Group 19.—Other Manufacture :</b>										
471	Toys, games and sport requisites (excluding billiard tables) ... ..	39	...	...	...	1	1	...	...	...
472	Buttons and buckles ... ..	10	...	...	...	...	...	...	...	...
473	Brooms and brushes ... ..	68	3	...	...	...	...	...	...	...
474	Artificial flowers ... ..	1	...	...	...	...	...	...	...	...
479	Other ... ..	23	1	...	...	...	...	...	...	...
	<b>TOTAL SUB GROUP C.19</b> ... ..	<b>141</b>	<b>4</b>	...	...	<b>1</b>	<b>1</b>	...	...	...
<b>Sub Group 20.—Gas and Electricity :</b>										
480	Gas ... ..	41	1	...	...	...	...	...	...	2
481	Electricity ... ..	140	5	1	...	1	...	1	1	...
	<b>TOTAL SUB GROUP C.20</b> ... ..	<b>181</b>	<b>6</b>	<b>1</b>	...	<b>1</b>	...	<b>1</b>	<b>1</b>	<b>2</b>
	<b>TOTAL GROUP C</b> ... ..	<b>10,614</b>	<b>578</b>	<b>185</b>	<b>89</b>	<b>42</b>	<b>191</b>	<b>7</b>	<b>9</b>	<b>218</b>
<b>GROUP D.—BUILDING AND CONSTRUCTION.</b>										
<b>Sub Group 1.—Construction and Repair of Buildings</b> ... ..										
510	Buildings ... ..	59	...	...	...	...	1	...	1	1
<b>Sub Group 2.—Construction Works and Maintenance (other than Buildings) :</b>										
520	Inadequately defined ... ..	6	...	...	...	...	...	...	...	...
521	Roads and bridges ... ..	2	...	...	...	...	...	...	...	...
522	Rail and tram ways and works... ..	2	...	...	...	...	...	...	...	...
	Water supply, sewerage, drainage and irrigation—									
	Inadequately defined ... ..	3	...	1	...	...	...	...	...	...
526	Water conservation, supply and maintenance ... ..	2	...	...	...	...	...	...	...	...
529	Irrigation works ... ..	...	...	...	...	1	...	...	...	...
530	Dam making and well sinking ... ..	1	...	...	...	...	...	...	...	...
531	Land drainage and swamp reclamation ... ..	1	...	...	...	...	...	...	...	...
	<b>TOTAL SUB GROUP D.2</b> ... ..	<b>17</b>	...	<b>1</b>	...	...	<b>1</b>	...	...	...
	<b>TOTAL GROUP D</b> ... ..	<b>76</b>	...	<b>1</b>	...	...	<b>2</b>	...	<b>1</b>	<b>1</b>





## South Australia—Females in Regional Areas classified

Code No.	INDUSTRY	Adelaide (Met.)	Adelaide (Ex-Met.)	Light	Sturt	Fleurieu	Pyap	Pinnaroo	Tatiara	Gambier
540	<b>GROUP E.—TRANSPORT AND STORAGE.</b> Inadequately defined ... ..	13	1	...	...	2	...	...	...	1
	<b>Sub Group 1.—Road Transport and Storage :</b>									
550	Inadequately defined ... ..	3	...	...	...	...	...	...	...	1
551	Motor engineering ... ..	52	4	1	...	1	1	...	...	3
552	Motor garages (so described) ... ..	24	4	5	5	4	4	3	...	21
553	Petrol selling, car parking and towing service... ..	7	...	1	...	...	3	...	1	3
554	Taxi and hire-car service ... ..	12	...	1	...	...	...	...	...	1
555	Carrying and cartage service (including mail contracting) ... ..	63	4	2	...	...	4	...	...	...
556	Tramway service (including trolley buses) ... ..	11	...	...	...	...	...	...	...	...
557	Motor bus and car service ... ..	8	1	1	...	1	...	...	...	...
558	Other road service (including livery stables)... ..	15	1	...	...	...	...	...	...	...
559	Storage ... ..	3	4	...	...	...	...	...	...	...
	<b>TOTAL SUB GROUP E.1</b> ... ..	198	18	11	5	6	12	3	1	29
	<b>Sub Group 2.—Shipping :</b>									
560	Inadequately defined ... ..	29	...	...	1	...	...	...	...	...
562	Coastwise and oversea shipping ... ..	86	2	...	1	...	...	...	...	...
563	Boat hiring ... ..	1	...	...	...	...	...	...	...	...
569	Other ... ..	...	...	...	...	...	...	...	...	...
	<b>TOTAL SUB GROUP E.2</b> ... ..	116	2	...	2	...	...	...	...	...
	<b>Sub Group 3.—Loading and Discharging Vessels :</b>									
570	Loading and discharging vessels ... ..	11	...	...	...	...	...	...	...	...
	<b>Sub Group 4.—Rail and Air Transport :</b>									
580	Rail service ... ..	350	9	19	21	...	...	5	...	5
581	Air transport ... ..	59	8	1	...	1	1	...	1	...
	<b>TOTAL SUB GROUP E.4</b> ... ..	409	17	20	21	1	1	5	1	5
	<b>TOTAL GROUP E</b> ... ..	747	38	31	28	9	13	8	2	35
	<b>GROUP F.—COMMUNICATION.</b>									
590	Inadequately defined ... ..	...	1	...	...	...	...	...	...	...
591	Post telegraph and telephone service ... ..	685	91	70	33	32	37	11	9	59
592	Wireless communication (not broadcasting and cable service) ... ..	2	...	...	...	...	...	...	...	...
	<b>TOTAL GROUP F</b> ... ..	687	92	70	33	32	37	11	9	59
	<b>GROUP G.—FINANCE AND PROPERTY.</b>									
	<b>Sub Group 1.—Banking :</b>									
600	Banking ... ..	373	16	3	7	4	4	3	2	8
	<b>Sub Group 2.—Insurance :</b>									
611	Insurance (including life assurance) ... ..	521	19	2	...	...	2	...	...	1
612	Friendly and benefit societies ... ..	12	1	...	...	...	...	...	...	...
619	Other ... ..	3	...	...	...	...	...	...	...	...
	<b>TOTAL SUB GROUP G.2</b> ... ..	536	20	2	...	...	2	...	...	1
	<b>Sub Group 3.—Other Offices, Agencies etc. :</b>									
620	Inadequately defined ... ..	20	...	...	...	...	...	...	...	...
621	House and estate agencies, valuing and auctioneering (excluding stock and stations) ... ..	141	10	4	4	1	1	...	...	...
622	Building companies and societies ... ..	4	...	...	...	...	...	...	...	...
623	Money lending and pawn broking ... ..	23	...	...	...	...	...	...	...	...
624	Cash order and hire purchase ... ..	3	...	...	...	...	...	...	...	...
625	Stock and share broking ... ..	29	...	...	...	...	...	...	...	...
626	Trustee companies ... ..	58	4	...	1	...	...	...	...	2
629	Other ... ..	114	8	2	...	1	...	...	...	1
	<b>TOTAL SUB GROUP G.3</b> ... ..	392	22	6	5	2	1	...	...	3
	<b>TOTAL GROUP G</b> ... ..	1,301	58	11	12	6	7	3	2	12

according to Industry—Detailed Table—Table 7 (b)—continued.

Yorke	Kangaroo Island	Eyre	Nuyts	Whyalla	Goyder	Flinders	Giles	Frome	Stuart	Cooper	Aboriginal Reserve	Migratory Population	TOTAL	Code No.
...	...	...	...	...	1	...	...	...	...	...	...	...	18	540
...	...	...	...	...	...	...	...	...	...	...	...	...	4	550
2	...	1	...	...	2	...	...	...	...	...	...	...	67	551
9	1	4	1	3	8	10	...	...	...	...	...	...	106	552
...	...	...	1	...	1	...	...	...	...	...	...	...	17	553
...	...	...	...	1	...	...	...	...	...	...	...	...	15	554
3	...	2	1	2	2	1	...	...	...	...	...	...	84	555
...	...	...	...	...	...	...	...	...	...	...	...	...	11	556
...	...	...	...	2	1	...	...	...	...	...	...	...	14	557
...	...	...	...	...	...	...	...	...	...	...	...	...	16	558
...	...	...	...	...	...	...	...	...	...	...	...	...	7	559
14	1	7	3	8	14	11	...	...	...	...	...	...	341	
1	...	...	...	...	1	1	...	...	...	...	...	...	33	560
1	...	1	2	...	1	...	...	...	...	...	...	4	98	562
...	...	...	...	...	...	...	...	...	...	...	...	...	1	563
...	...	...	...	...	...	...	...	...	...	...	...	7	7	569
2	...	1	2	...	2	1	...	...	...	...	...	11	139	
...	...	1	...	...	...	...	...	...	...	...	...	...	12	570
...	...	3	...	...	20	47	2	...	...	...	...	1	482	580
...	1	1	...	1	1	...	...	...	...	...	...	...	75	581
...	1	4	...	1	21	47	2	...	...	...	...	1	557	
16	2	13	5	9	38	59	2	...	...	...	...	12	1,067	
...	...	...	...	...	...	...	...	...	...	...	...	...	1	590
63	4	35	10	5	81	49	5	4	...	1	...	...	1,284	591
...	...	...	...	...	...	...	...	...	...	...	...	...	2	592
63	4	35	10	5	81	49	5	4	...	1	...	...	1,287	
8	...	4	1	2	10	4	...	...	...	...	...	1	450	600
...	...	...	...	1	4	...	...	...	...	...	...	...	550	611
...	...	...	...	...	...	...	...	...	...	...	...	...	13	612
...	...	...	...	...	...	...	...	...	...	...	...	...	3	619
...	...	...	...	1	4	...	...	...	...	...	...	...	566	
...	...	...	...	...	...	...	...	...	...	...	...	...	20	620
3	...	...	...	1	7	1	...	...	...	...	...	...	173	621
...	...	...	...	...	...	...	...	...	...	...	...	...	4	622
...	...	...	...	...	...	...	...	...	...	...	...	...	23	623
...	...	...	...	...	...	...	...	...	...	...	...	...	3	624
...	...	...	...	...	...	...	...	...	...	...	...	...	29	625
...	...	...	...	...	...	...	...	...	...	...	...	...	65	626
1	...	2	...	...	3	1	...	...	...	...	...	...	133	629
4	...	2	...	1	10	2	...	...	...	...	...	...	450	
12	...	6	1	4	24	6	...	...	...	...	...	1	1,466	



according to Industry—Detailed Table—Table 7 (b)—continued.

Yorke	Kangaroo Island	Eyre	Nuyts	Whyalla	Goyder	Flinders	Giles	Frome	Stuart	Cooper	Aboriginal Reserve	Migratory Population	TOTAL	Code No.
...	...	...	...	...	...	...	...	...	...	...	...	...	65	640
5	...	1	...	2	2	1	...	...	...	...	...	...	530	650
...	...	...	...	...	1	...	...	...	...	...	...	1	121	651
1	...	7	2	1	...	2	...	...	...	...	...	1	319	652
1	...	...	...	...	3	...	...	...	...	...	...	...	223	653
1	...	2	...	1	3	1	...	...	...	...	...	...	128	654
...	...	...	...	1	1	1	2	...	...	...	...	...	60	655
...	...	3	...	1	1	1	...	...	...	...	...	...	162	656
1	...	...	...	...	2	1	...	...	...	...	...	...	113	657
1	...	...	...	...	1	...	...	...	...	...	...	1	513	658
9	...	13	2	5	13	6	2	...	...	...	...	3	2,169	
1	...	5	...	...	6	3	...	...	...	...	...	...	487	660
14	3	12	1	10	51	23	...	...	1	...	...	1	1,213	670
...	...	...	...	...	...	...	...	...	...	...	...	...	1	671
27	5	36	7	18	88	28	...	...	...	...	...	1	2,066	672
74	...	38	6	42	113	50	...	...	...	...	...	...	2,429	673
2	...	6	...	1	4	3	...	...	...	...	...	...	186	674
1	...	...	...	2	4	...	...	...	...	...	...	...	42	675
...	...	...	...	...	...	...	...	...	...	...	...	...	10	679
...	...	...	...	...	...	...	...	...	...	...	...	...	29	680
3	...	2	...	5	4	4	...	...	...	...	...	...	88	681
6	2	1	1	4	5	2	...	...	...	...	...	...	249	682
6	...	3	...	2	9	3	...	...	...	...	...	...	201	683
13	...	9	1	4	22	14	...	...	...	...	...	...	228	684
40	1	39	10	23	88	40	1	8	2	...	...	...	1,200	685
4	...	3	...	1	6	3	...	...	...	...	...	...	187	689
...	...	...	...	...	...	...	...	...	...	...	...	...	1	690
...	...	...	...	...	...	...	...	...	...	...	...	...	2	691
10	...	2	1	5	20	14	...	...	...	...	...	...	260	692
4	...	3	1	2	10	6	...	...	...	...	...	...	235	693
1	...	...	...	1	7	...	...	...	...	...	...	...	115	694
1	...	1	...	...	6	2	...	...	...	...	...	...	107	695
...	...	...	...	...	1	5	...	...	...	...	...	...	40	696
...	...	...	...	...	...	...	...	...	...	...	...	...	7	697
1	...	...	...	...	...	...	...	...	...	...	...	...	13	698
2	...	...	...	2	10	3	...	...	...	...	...	...	289	699
209	11	155	28	123	452	195	1	8	3	...	...	2	9,198	
219	11	173	30	128	471	204	3	8	3	...	...	5	11,919	
8	...	9	2	8	16	7	...	...	...	...	...	2	1,533	700
4	...	4	1	2	4	9	...	...	...	...	...	...	147	701
...	...	...	...	...	...	...	...	...	...	...	...	...	2	702
12	...	13	3	10	20	16	...	...	...	...	...	2	1,682	
...	...	1	...	...	...	...	...	...	...	...	...	...	9	711
...	...	...	...	...	...	...	...	...	...	...	...	...	1	713
...	...	1	...	...	...	...	...	...	...	...	...	...	10	

## South Australia—Females in Regional Areas classified

Code No.	INDUSTRY	Adelaide (Met.)	Adelaide (Ex-Met.)	Light	Sturt	Fleurieu	Pyap	Pinnaroo	Tatiara	Gambier
<b>Sub Group 3.—Defence Civilian Employees :</b>										
720	Inadequately defined ... ..	7	...	...	...	...	...	...	...	...
721	Army ... ..	27	1	1	...	...	...	...	...	...
722	Navy ... ..	6	...	...	...	...	...	...	...	...
723	Air Force ... ..	22	...	...	...	...	...	...	...	1
729	Other ... ..	1	...	...	...	...	...	...	...	...
	<b>TOTAL SUB GROUP I.3</b> ... ..	<b>63</b>	<b>1</b>	<b>1</b>	...	...	...	...	...	<b>1</b>
<b>Sub Group 4.—Law, Order and Public Safety :</b>										
730	Inadequately defined ... ..	1	...	...	...	...	...	...	...	...
731	Police ... ..	21	1	...	...	...	...	...	...	1
732	Prisons and reformatory institutions (not industrial school), excluding inmates ... ..	7	1	...	...	...	...	...	...	...
733	Legal profession (private practice) ... ..	227	16	6	2	3	4	...	...	15
734	Fire brigades ... ..	2	...	...	...	...	...	...	...	...
739	Other ... ..	1	...	...	...	...	...	...	...	...
	<b>TOTAL SUB GROUP I.4</b> ... ..	<b>259</b>	<b>18</b>	<b>6</b>	<b>2</b>	<b>3</b>	<b>4</b>	...	...	<b>16</b>
<b>Sub Group 5.—Religion and Social Welfare :</b>										
740	Inadequately defined ... ..	1	...	...	...	...	...	...	...	...
741	Social service and welfare organisations (not governmental) ... ..	136	4	1	2	4	1	...	...	...
742	Religion ... ..	187	8	2	4	3	1	...	...	6
743	Missions for Aborigines (staffs only) ... ..	2	...	...	6	...	3	...	...	...
744	Benevolent institutions (other than hospitals), excluding inmates ... ..	250	12	...	...	...	...	...	...	...
749	Other ... ..	10	...	...	...	...	...	...	...	...
	<b>TOTAL SUB GROUP I.5</b> ... ..	<b>586</b>	<b>24</b>	<b>3</b>	<b>12</b>	<b>7</b>	<b>5</b>	...	...	<b>6</b>
<b>Sub Group 6.—Health, Hospitals, etc. :</b>										
750	Inadequately defined ... ..	359	21	19	9	9	15	6	4	21
	Hospitals (excluding inmates)—									
751	Inadequately defined ... ..	293	14	15	8	8	17	4	3	9
752	Public hospitals (other than mental) ... ..	1,582	79	72	33	26	80	16	11	88
753	Mental hospitals ... ..	176	...	1	1	...	...	...	...	...
754	Private hospitals (other than mental) ... ..	502	7	4	6	1	3	...	...	3
755	Medicine (private practice) ... ..	154	12	3	...	...	1	...	...	4
756	Dentistry (private practice) ... ..	181	9	1	3	3	6	...	...	9
757	Veterinary surgery (private practice) ... ..	3	...	...	...	...	...	...	...	...
758	Bush nursing ... ..	9	1	...	1	...	...	...	...	1
759	Private nursing and midwifery ... ..	62	5	4	3	2	1	...	...	3
760	Baby health centres ... ..	40	1	...	...	1	...	...	...	1
769	Other ... ..	131	15	...	...	10	...	1	...	2
	<b>TOTAL SUB GROUP I.6</b> ... ..	<b>3,492</b>	<b>164</b>	<b>119</b>	<b>64</b>	<b>60</b>	<b>123</b>	<b>27</b>	<b>18</b>	<b>141</b>
<b>Sub Group 7.—Education :</b>										
770	Inadequately defined ... ..	587	54	41	36	17	32	14	6	54
771	Kindergarten, primary and secondary schools... ..	974	47	28	13	12	27	4	4	45
772	Technical colleges ... ..	72	4	4	2	1	1	...	...	4
773	Agricultural colleges ... ..	1	...	...	...	...	...	...	...	5
774	Universities ... ..	122	4	...	...	...	...	...	...	...
775	Other schools and private teaching ... ..	176	10	4	3	5	1	1	1	7
776	Libraries and reading rooms ... ..	116	4	2	...	2	1	...	1	6
779	Other ... ..	12	1	...	...	...	...	...	...	...
	<b>TOTAL SUB GROUP I.7</b> ... ..	<b>2,060</b>	<b>124</b>	<b>79</b>	<b>54</b>	<b>37</b>	<b>62</b>	<b>19</b>	<b>12</b>	<b>121</b>
<b>Sub Group 8.—Other Professional :</b>										
780	Inadequately defined ... ..	1	...	...	...	...	...	...	...	...
781	Civil engineering and surveying ... ..	5	...	...	...	...	...	...	...	...
782	Architecture ... ..	22	2	...	...	...	...	...	...	...
783	Accountancy and auditing ... ..	228	9	4	1	2	3	...	...	10
784	Musical composition, literature, painting and sculpture ... ..	7	3	...	...	...	...	...	...	...
785	Industrial and trade associations ... ..	100	4	...	...	...	...	...	...	...
789	Other ... ..	25	...	...	...	...	...	...	...	...
	<b>TOTAL SUB GROUP I.8</b> ... ..	<b>388</b>	<b>18</b>	<b>4</b>	<b>1</b>	<b>2</b>	<b>3</b>	...	...	<b>10</b>
	<b>TOTAL GROUP I</b> ... ..	<b>8,344</b>	<b>405</b>	<b>226</b>	<b>142</b>	<b>114</b>	<b>212</b>	<b>49</b>	<b>32</b>	<b>310</b>

according to Industry—Detailed Table—Table 7 (b)—continued.

Yorke	Kangaroo Island	Eyre	Nuyts	Whyalla	Goyder	Flinders	Giles	Frome	Stuart	Cooper	Aboriginal Reserve	Migratory Population	TOTAL	Code No.
...	...	...	...	...	...	...	...	...	...	...	...	...	7	720
...	...	...	...	...	...	...	...	...	...	...	...	...	29	721
...	...	...	...	...	...	...	...	...	...	...	...	...	6	722
...	...	...	...	...	...	1	...	...	...	...	...	...	24	723
...	...	...	...	...	...	...	...	...	...	...	...	...	1	729
...	...	...	...	...	...	1	...	...	...	...	...	...	67	
...	...	...	...	...	...	...	...	...	...	...	...	...	1	730
2	...	...	...	4	3	...	...	...	...	...	...	...	32	731
...	...	...	...	...	...	...	...	...	...	...	...	...	8	732
4	...	3	...	3	7	3	...	...	...	...	...	...	293	733
...	...	...	...	...	...	...	...	...	...	...	...	...	2	734
...	...	...	...	...	...	...	...	...	...	...	...	...	1	739
6	...	3	...	7	10	3	...	...	...	...	...	...	337	
...	...	...	...	...	...	...	...	...	...	...	...	...	1	740
...	1	1	...	...	1	6	...	2	2	2	...	1	164	741
5	...	4	...	4	5	7	...	2	...	...	...	2	240	742
...	...	...	...	...	...	1	2	...	...	...	...	...	14	743
...	...	...	4	...	6	1	...	...	...	...	...	...	273	744
...	...	...	...	...	...	...	...	...	...	...	...	...	10	749
5	1	5	4	4	12	15	2	4	2	2	...	3	702	
12	2	10	1	1	19	11	...	2	...	...	...	7	528	750
11	2	5	11	10	20	10	...	1	...	...	...	2	443	751
65	7	73	10	37	144	92	...	4	...	...	...	1	2,420	752
...	...	...	...	...	...	...	...	...	...	...	...	...	178	753
8	...	...	...	1	4	...	...	...	...	...	...	...	539	754
2	...	1	1	...	7	2	...	...	...	...	...	...	187	755
9	...	3	...	1	8	3	...	...	...	...	...	...	236	756
...	...	...	...	...	...	...	...	...	...	...	...	...	3	757
3	...	...	...	1	1	...	3	...	1	...	...	...	21	758
...	...	1	...	...	1	2	...	1	...	...	...	1	86	759
...	...	...	...	1	1	...	...	...	...	...	...	...	45	760
1	...	...	...	...	...	...	...	...	...	...	...	...	160	769
111	11	93	23	52	205	120	3	8	1	...	...	11	4,846	
42	5	35	11	15	53	24	...	1	...	...	1	...	1,028	770
17	...	31	3	14	77	33	1	...	...	...	1	...	1,331	771
2	...	...	...	2	6	...	...	...	...	...	...	...	98	772
...	...	...	...	...	...	...	...	...	...	...	...	...	6	773
...	...	...	...	...	...	...	...	...	...	...	...	...	126	774
8	...	7	...	1	11	3	3	2	1	...	1	...	245	775
2	...	1	...	2	5	2	...	...	...	...	...	1	145	776
...	...	...	...	...	...	...	...	...	...	...	...	...	13	779
71	5	74	14	34	152	62	4	3	1	...	3	1	2,992	
...	...	...	...	...	...	...	...	...	...	...	...	...	1	780
...	...	...	...	...	...	...	...	...	...	...	...	...	5	781
...	...	...	...	...	1	...	...	...	...	...	...	...	25	782
...	...	...	1	1	4	3	...	...	...	...	...	...	266	783
...	...	...	...	...	...	...	...	...	...	...	...	...	10	784
...	...	...	...	1	...	1	...	...	...	...	...	...	106	785
...	...	...	...	...	1	...	...	...	...	...	...	...	26	789
...	...	...	1	2	6	4	...	...	...	...	...	...	439	
205	17	189	45	109	405	221	9	15	4	2	3	17	11,075	

## South Australia—Females in Regional Areas classified

Code No.	INDUSTRY	Adelaide (Met.)	Adelaide (Ex-Met.)	Light	Sturt	Fleurieu	Pyap	Pinnaroo	Tatiara	Gambier
<b>GROUP J.—AMUSEMENT, HOTELS, CAFES, PERSONAL SERVICE, ETC.</b>										
<b>Sub Group 1.—Amusement, Sport and Recreation :</b>										
800	Inadequately defined ... ..	70	3	...	...	...	...	...	...	2
801	Theatre ... ..	1	...	...	...	...	...	...	...	...
802	Motion picture production and picture theatre	181	6	1	2	1	2	1	...	5
803	Wireless broadcasting (including technical service) ... ..	107	1	...	...	...	...	...	...	...
804	Music ... ..	3	...	...	...	...	...	...	...	...
Racing and other professional sport—										
806	Horse racing (racecourses and training stables) ... ..	9	1	...	...	...	...	...	...	...
809	Other professional sport ... ..	13	...	...	...	...	...	...	...	...
810	Parks, gardens and recreation grounds ... ..	7	2	...	...	...	...	...	...	...
811	Tourist bureaux and agencies (including government) ... ..	24	...	...	...	...	...	...	...	1
819	Other ... ..	31	1	...	...	...	...	...	...	...
TOTAL SUB GROUP J.1 ... ..		446	14	1	2	1	2	1	...	8
<b>Sub Group 2.—Hotels, Cafes, Personal Service, etc. :</b>										
820	Inadequately defined ... ..	113	8	11	5	7	4	1	3	14
821	Private domestic service (indoor and outdoor)	1,916	427	328	116	117	125	49	41	247
Hotels, boarding houses and restaurants—										
822	Inadequately defined ... ..	2	5	...	...	...	...	...	...	...
823	Licensed hotels ... ..	687	100	85	34	46	86	12	16	111
824	Boarding and lodging houses ... ..	1,013	38	19	17	79	24	5	8	47
825	Restaurants and tea rooms ... ..	796	43	21	26	14	41	6	3	33
826	Club houses and club rooms (not sporting clubs) ... ..	91	2	...	1	...	...	...	...	1
827	Laundries, job dyeing and dry cleaning ... ..	484	6	3	2	3	3	1	...	8
828	Hairdressing, manicure and beauty parlours	695	25	11	9	13	18	...	7	35
829	Undertaking, cremation and grave digging...	7	...	...	...	...	...	...	...	...
830	Sanitation, inspection and disposal of refuse	3	...	...	...	...	...	...	...	...
839	Other ... ..	17	...	...	...	...	...	...	...	...
TOTAL SUB GROUP J.2 ... ..		5,824	654	478	210	279	301	74	78	496
TOTAL GROUP J ... ..		6,270	668	479	212	280	303	75	78	504
<b>GROUP L.—INDUSTRY INADEQUATELY DESCRIBED.</b>										
851	Accountant, auditor (not grade E or O) ... ..	2	...	...	...	...	...	...	...	...
852	Architect (not grade E or O) ... ..	2	...	...	...	...	...	...	...	...
853	Caretaker, cleaner, watchman (undefined) ... ..	93	1	1	1	1	1	...	...	...
854	Carpenter, carpenter and joiner, carpentering (undefined) ... ..	...	...	1	...	...	...	...	...	...
855	Clerical, clerk (undefined) ... ..	25	...	...	1	...	1	...	...	1
856	Contracting, contractor (undefined) ... ..	3	...	...	...	...	...	...	...	...
857	Electrical, electrical trade (undefined)...	54	...	...	...	...	...	...	...	1
858	Electrical fitter, fitting (undefined) ... ..	3	...	...	...	...	...	...	...	...
859	Electrician (undefined) ... ..	9	...	...	...	...	...	...	...	...
863	Machinist (undefined) ... ..	3	1	...	1	...	...	...	...	...
864	Metal trade, trades (undefined) ... ..	34	...	...	...	...	...	...	...	...
865	Milk, milk industry ... ..	5	...	...	...	...	...	...	...	...
866	Motor, motor industry, motor trade ... ..	111	3	...	...	...	...	...	...	1
868	Motor mechanic (undefined) ... ..	...	...	...	...	1	...	...	...	...
869	Office, office work (undefined) ... ..	95	2	1	...	1	...	...	...	1
870	Packer, packing, storeman (undefined) ... ..	5	...	1	...	...	...	...	...	...
871	Painter, painting (undefined) ... ..	...	...	...	...	...	...	...	...	...
872	Plumber, plumbing, gas fitting (undefined) ... ..	12	2	...	...	...	...	...	...	1
873	Process worker (undefined) ... ..	2	...	...	...	...	...	...	...	...
874	Radio (undefined) ... ..	6	...	...	...	...	...	...	...	...
875	Secretary (not grade E or O) (industry not stated) ... ..	7	...	...	...	...	...	...	...	...
876	Stenographer, typist (undefined) ... ..	31	4	...	...	...	...	...	1	...
877	Telephonist (undefined) ... ..	5	...	...	...	1	...	...	...	1
878	Timber, timber industry ... ..	8	...	...	...	...	...	...	...	...
880	Industry inadequately described (other) ... ..	615	26	6	5	6	7	1	...	11
TOTAL GROUP L ... ..		1,130	39	10	8	10	9	1	1	17
<b>GROUP M.—INDUSTRY NOT STATED.</b>										
890	Industry not stated (nil or not answered) ... ..	2,064	136	53	41	29	18	10	4	89
<b>GROUP N.—PERSONS NOT GAINFULLY OCCUPIED.</b>										
900	Persons not gainfully occupied ... ..	158,887	19,596	11,568	6,048	4,684	8,186	2,633	1,687	11,470
GRAND TOTAL ... ..		199,355	22,450	13,085	6,824	5,434	9,468	2,894	1,884	13,297



according to Industry—Detailed Table—Table 7 (b)—continued.

Yorke	Kangaroo Island	Eyre	Nuyts	Whyalla	Goyder	Flinders	Giles	Frome	Stuart	Cooper	Aboriginal Reserve	Migratory Population	TOTAL	Code No.
...	...	...	...	1	1	1	...	...	...	...	...	...	78	800
...	...	...	...	...	...	...	...	...	...	...	...	...	1	801
1	...	1	...	2	4	1	...	...	...	...	...	1	209	802
...	...	...	...	...	...	...	...	...	...	...	...	1	109	803
...	...	...	...	...	...	...	...	...	...	...	...	...	3	804
...	...	...	...	...	...	...	...	...	...	...	...	...	10	806
...	...	...	...	...	...	...	...	...	...	...	...	...	13	809
...	...	...	...	...	...	...	...	...	...	...	...	...	9	810
...	...	...	...	...	...	...	...	...	...	...	...	...	25	811
...	...	1	...	1	2	6	...	...	...	...	...	...	42	819
1	...	2	...	4	7	8	...	...	...	...	...	2	499	
7	...	4	...	2	13	6	...	...	...	...	...	...	198	820
212	8	135	43	33	319	150	26	25	15	1	2	...	4,335	821
...	...	2	...	18	...	...	...	...	...	...	...	...	27	822
50	15	61	12	63	137	109	6	16	6	...	...	1	1,653	823
13	...	18	3	28	33	21	...	4	...	1	...	2	1,373	824
20	2	23	1	20	55	17	...	1	...	...	...	...	1,122	825
...	...	...	...	...	...	...	...	...	...	...	...	...	95	826
3	1	6	...	6	14	7	...	...	...	...	...	...	547	827
15	1	8	3	7	34	17	...	...	...	...	1	1	900	828
...	...	...	...	...	...	...	...	...	...	...	...	...	7	829
...	...	...	...	...	...	...	...	...	...	...	...	...	3	830
...	...	...	...	...	...	...	...	...	...	...	...	...	17	839
320	27	257	62	177	605	327	32	46	21	2	3	4	10,277	
321	27	259	62	181	612	335	32	46	21	2	3	6	10,776	
...	...	...	...	...	...	...	...	...	...	...	...	...	2	851
...	...	...	...	...	...	...	...	...	...	...	...	...	2	852
...	...	...	...	...	1	...	...	...	...	...	...	...	99	853
...	...	...	...	...	...	...	...	...	...	...	...	...	1	854
1	...	...	...	...	1	...	...	...	...	...	...	1	31	855
...	...	...	...	...	...	...	...	...	...	...	...	...	3	856
...	...	...	...	...	...	...	...	...	...	...	...	...	55	857
...	...	...	...	...	...	...	...	...	...	...	...	...	3	858
...	...	...	...	...	...	...	...	...	...	...	...	...	9	859
...	...	...	...	...	...	...	...	...	...	...	...	...	5	863
...	...	...	...	...	...	...	...	...	...	...	...	...	34	864
...	...	...	...	...	...	...	...	...	...	...	...	...	5	865
1	...	1	...	...	...	...	...	...	...	...	...	...	117	866
...	...	...	...	...	...	...	...	...	...	...	...	...	1	868
3	...	...	...	...	4	...	...	...	...	...	...	...	107	869
...	...	...	...	...	...	...	...	...	...	...	...	...	6	870
...	...	...	...	...	1	...	...	...	...	...	...	...	1	871
...	...	...	...	...	...	...	...	...	...	...	...	...	15	872
...	...	...	...	...	...	...	...	...	...	...	...	...	2	873
...	...	...	...	...	...	...	...	...	...	...	...	...	6	874
...	...	...	...	...	1	...	...	...	...	...	...	...	8	875
...	...	...	...	...	1	...	...	...	...	...	...	...	37	876
...	...	1	...	...	1	...	...	...	...	...	...	...	9	877
...	...	...	...	...	...	...	...	...	...	...	...	...	8	878
6	...	2	...	2	4	4	...	...	...	...	...	1	696	880
11	...	4	...	2	14	4	...	...	...	...	...	2	1,262	
49	3	23	11	15	89	31	1	3	...	...	1	16	2,686	890
8,940	617	6,725	1,623	3,526	14,375	7,505	680	706	236	39	27	108	269,866	900
10,048	691	7,568	1,810	4,093	16,488	8,546	758	819	269	49	37	175	326,042	



CENSUS OF THE COMMONWEALTH OF AUSTRALIA

30th JUNE, 1947

# REGIONAL TABLES

VOLUME 5

WESTERN AUSTRALIA





CENSUS OF THE COMMONWEALTH OF AUSTRALIA

30th JUNE, 1947

# REGIONAL TABLES

VOLUME 5

WESTERN AUSTRALIA

---

Issued by the Department of Post-War Reconstruction,  
Regional Planning Division,  
CANBERRA, A.C.T.,

By arrangement with Roland Wilson, C.B.E., B.Com., D.Phil., Ph.D.,  
COMMONWEALTH STATISTICIAN

CENSUS OF THE COMMONWEALTH OF  
AUSTRALIA, 1947

---

REGIONAL TABLES  
WESTERN AUSTRALIA

---

PREFACE

IN order to assist Commonwealth and State Officers, members of Regional Development Committees and others concerned with Regional Planning, the Commonwealth Statistician, Dr. Roland Wilson, agreed to provide portion of the results of the 1947 Census classified according to the regional areas defined in each State. By arrangement with the Commonwealth Statistician the Department of Post-War Reconstruction is distributing the Regional Tables. This volume includes all regional figures at present available for Western Australian regions.

L. F. CRISP,  
Director-General of Post-War Reconstruction.

CENSUS OF THE COMMONWEALTH OF AUSTRALIA, 1947

WESTERN AUSTRALIA

REGIONAL TABLES

CONTENTS

	Page.
Local Government Areas Included in Regions ... ..	6
TABLE 1—Population in Regions ... ..	7
TABLE 2—Western Australian Regions—Grouped Ages—	
(a) Males ... ..	8
(b) Females ... ..	9
(c) Total Persons ... ..	10
TABLE 3—Western Australian Regions—Conjugal Condition—	
(a) Males ... ..	11
(b) Females ... ..	11
TABLE 4—Western Australian Regions—	
(a) Males with dependent children under 16 years of age ... ..	12
(b) Females with dependent children under 16 years of age ... ..	12
TABLE 5—Western Australian Regions—Occupational Status—	
(a) Males ... ..	13
(b) Females ... ..	13
TABLE 6—Western Australian Regions—Summary Table—Classification According to Industry—	
(a) Males ... ..	14
(b) Females ... ..	18
TABLE 7—Western Australian Regions—Detailed Table—Classification According to Industry—	
(a) Males ... ..	22
(b) Females ... ..	42

## REGIONS—WESTERN AUSTRALIA

Regional boundaries are shown on Regional Planning Division Map of Australia Ref. No. A.102/10.1 January, 1949.

Local Government areas included in Western Australian Regions are shown below :—

REGION.	LOCAL GOVERNMENT AREAS.
1. East Kimberley ... ..	Halls Creek, Wyndham.
2. West Kimberley ... ..	Marble Bar (Eastern portion), West Kimberley.
3. North Central ... ..	Nullagine, Wiluna (excluding south-west portion).
4. Eastern Gold Fields ... ..	Coolgardie, Kalgoorlie, Leonora, Menzies, Mount Margaret.
5. Esperance ... ..	Esperance, Dundas.
6. North-West ... ..	Ashburton, Broome, Marble Bar (west portion), Port Hedland, Roebourne, Tableland.
7. Murchison ... ..	Black Range, Cue, Meekatharra, Mt. Magnet, Murchison, Wiluna (south-west portion), Yalgoo.
8. Marginal ... ..	Westonia, Yilgarn.
9. Carnarvon ... ..	Gascoyne-Minilya, Shark Bay, Upper Gascoyne.
10. Eastern Wheat Belt ... ..	Dalwallinu, Dowerin, Goomalling, Kellerberrin, Koorda, Kununoppin-Trayning, Gunderin, Merredin, Mt. Marshall, Mukinludin, Northam, Nungarin, Wongan-Ballidu, Wyal-katchem, York.
11. Great Southern ... ..	Beverley, Brookton, Broomehill, Bruce Rock, Corrigin, Cuballing, Dumbleyung, Katanning, Kent, Kondinin, Kulin, Lake Grace, Marradong, Narembeen, Narrogin, Pingelly, Quairading, Tambellup, Upper Blackwood, Wagin, Wandering, West Arthur, Wickiepin, Williams, Woodanilling, Kojonup.
12. Albany ... ..	Albany, Cranbrook, Denmark, Gnowangerup, Phillip's River, Plantagenet.
13. Geraldton ... ..	Geraldton, Greenough, Irwin, Mingenew, Morawa, Mullewa, Northampton, Perenjori, Upper Chapman.
14. Midlands ... ..	Carnamah, Chettering, Dandaragan, Gingin, Moora, Three Springs, Toodyay, Victoria Plains.
15. Metropolitan ... ..	Darling Range, Gosnells, Armadale-Kelmscott, Fremantle, Mundaring, Perth, Serpentine-Jarrahdale, Swan, Waneroo, Rockingham.
16. South-West ... ..	Augusta-Margaret River, Bridgetown, Balingup, Bunbury, Capel, Collie, Dardanup, Drakesbrook, Greenbushes, Harvey, Murray, Manjimup, Nannup, Preston, Sussex.

Western Australia—Population in Regions—Table 1—As at 30th June, 1947.

(Exclusive of full-blood aboriginals.)

REGION.	Males.	Females.	Persons.
*Metropolitan ... ..	131,670	140,858	272,528
East Kimberley ... ..	658	233	891
West Kimberley ... ..	611	251	862
North Central ... ..	154	45	199
Eastern Gold Field ... ..	17,459	14,326	31,785
Esperance ... ..	2,023	1,614	3,637
North-West ... ..	1,873	997	2,870
Murchison... ..	3,859	2,511	6,370
Marginal ... ..	1,513	1,073	2,586
Carnarvon ... ..	1,447	794	2,241
Eastern Wheat Belt ... ..	14,800	12,508	27,308
Great Southern ... ..	18,070	15,478	33,548
Albany ... ..	6,568	6,150	12,718
Geraldton ... ..	7,997	6,623	14,620
Midland ... ..	4,437	3,612	8,049
*Extra-Metropolitan ... ..	16,065	14,375	30,440
South-West ... ..	26,220	22,627	48,847
Migratory Population ... ..	2,652	329	2,981
TOTALS ... ..	258,076	244,404	502,480

\* The combined metropolitan area of Perth and the extra-metropolitan portion constitute the Metropolitan region, but each section has been shown individually in this and subsequent tables.



Western Australia—Grouped Ages in Regional Areas—Males—Table 2 (a).

Age Last Birthday	Metro-politan *	East Kimberley	West Kimberley	North Central	Eastern Gold Field	Esperance	North-West	Murchison	Marginal	Car-narvon	Age Last Birthday
00-04	13,429	42	41	7	1,777	220	140	365	150	109	00-04
05-09	10,648	26	24	4	1,723	233	118	311	127	75	05-09
10-14	10,085	19	14	2	1,202	140	79	176	122	51	10-14
15-19	10,561	33	28	7	975	116	149	225	78	180	15-19
20-24	10,047	62	88	9	1,026	105	163	274	97	164	20-24
25-29	9,305	49	64	9	1,021	108	131	218	87	109	25-29
30-34	9,801	63	60	13	1,368	177	147	305	80	99	30-34
35-39	9,747	76	57	17	1,721	182	169	353	134	101	35-39
40-44	9,707	65	61	26	1,699	185	165	393	170	125	40-44
45-49	8,761	70	55	17	1,381	149	174	367	148	123	45-49
50-54	6,673	48	41	16	829	98	103	243	80	67	50-54
55-59	6,154	45	22	9	720	66	90	166	65	61	55-59
60-64	4,963	24	16	6	571	71	75	141	62	76	60-64
65-69	4,267	9	8	7	558	74	56	133	46	52	65-69
70-74	3,171	13	8	3	406	37	52	102	35	23	70-74
75-79	2,200	3	7	2	255	24	22	58	18	10	75-79
80-84	1,087	4	4	...	91	8	16	11	6	11	80-84
85-89	361	...	...	...	37	2	5	6	1	3	85-89
90-94	59	...	...	...	6	...	...	...	1	...	90-94
95-99	5	...	...	...	1	...	2	...	...	...	95-99
100 and over ...	...	...	...	...	...	...	...	...	...	...	100 and over
Not stated ...	639	7	13	...	92	28	17	12	6	8	Not stated
TOTAL	131,670	658	611	154	17,459	2,023	1,873	3,859	1,513	1,447	TOTAL
Under 21 years	46,600	134	119	21	5,870	734	528	1,130	495	448	Under 21 years
21 years and over	84,431	517	479	133	11,497	1,261	1,328	2,717	1,012	991	21 years & over
Not stated ...	639	7	13	...	92	28	17	12	6	8	Not stated
TOTAL	131,670	658	611	154	17,459	2,023	1,873	3,859	1,513	1,447	TOTAL

Age Last Birthday	Eastern Wheat Belt	Great Southern	Albany	Gerald-ton	Midland	Ex-Metro-politan *	South-West	Migratory Population	TOTAL	Age Last Birthday
00-04	1,650	2,005	699	872	514	1,676	3,113	3	26,812	00-04
05-09	1,442	1,779	561	739	454	1,648	2,653	6	22,571	05-09
10-14	1,178	1,289	541	707	323	1,611	2,086	7	19,632	10-14
15-19	1,252	1,304	549	660	344	1,179	1,879	296	19,815	15-19
20-24	1,073	1,266	477	569	304	1,052	1,854	495	19,125	20-24
25-29	961	1,252	464	489	279	954	1,833	420	17,753	25-29
30-34	1,072	1,309	482	526	318	1,039	1,961	278	19,098	30-34
35-39	1,139	1,399	477	589	356	1,052	1,973	264	19,806	35-39
40-44	1,107	1,392	425	633	362	1,184	1,939	228	19,866	40-44
45-49	1,063	1,182	378	558	302	1,106	1,723	223	17,780	45-49
50-54	715	899	323	377	211	793	1,259	143	12,918	50-54
55-59	605	858	319	346	197	784	1,106	90	11,703	55-59
60-64	480	685	288	297	168	574	971	53	9,521	60-64
65-69	379	564	204	240	104	523	767	21	8,012	65-69
70-74	295	381	191	161	91	387	508	12	5,876	70-74
75-79	169	266	93	101	57	255	319	1	3,860	75-79
80-84	77	109	58	60	23	108	133	...	1,806	80-84
85-89	28	35	16	8	4	26	42	1	575	85-89
90-94	3	3	3	4	1	5	6	...	91	90-94
95-99	...	1	...	1	...	...	...	...	10	95-99
100 and over ...	...	...	...	...	...	...	...	...	...	100 and over
Not stated ...	112	92	20	60	25	109	95	111	1,446	Not Stated
TOTAL	14,800	18,070	6,568	7,997	4,437	16,065	26,220	2,652	258,076	TOTAL
Under 21 years	5,739	6,626	2,433	3,099	1,692	6,316	10,075	407	92,466	Under 21 years
21 years and over	8,949	11,352	4,115	4,838	2,720	9,640	16,050	2,134	164,164	21 years & over
Not stated ...	112	92	20	60	25	109	95	111	1,446	Not stated
TOTAL	14,800	18,070	6,568	7,997	4,437	16,065	26,220	2,652	258,076	TOTAL

\* See note, Table 1, page 7.

Western Australia—Grouped Ages in Regional Areas—Females—Table 2 (b).

Age Last Birthday	Metro-politan *	East Kimberley	West Kimberley	North Central	Eastern Gold Field	Esperance	North-West	Murchison	Marginal	Car-narvon	Age Last Birthday
00-04	12,911	41	29	6	1,671	227	145	343	150	104	00-04
05-09	10,597	11	33	4	1,686	219	110	325	146	84	05-09
10-14	9,794	15	22	3	1,241	117	82	209	102	55	10-14
15-19	11,894	15	19	4	1,017	89	61	167	68	69	15-19
20-24	11,658	20	24	...	977	124	84	170	64	72	20-24
25-29	10,401	31	23	9	1,068	128	85	212	71	65	25-29
30-34	10,849	28	29	5	1,368	150	92	238	77	69	30-34
35-39	10,423	25	24	6	1,261	123	91	238	97	59	35-39
40-44	9,441	17	7	3	948	109	76	187	76	53	40-44
45-49	8,831	15	16	2	681	73	53	117	58	53	45-49
50-54	7,427	6	9	2	543	59	37	90	42	32	50-54
55-59	6,690	...	5	...	498	55	24	59	27	22	55-59
60-64	5,784	1	3	...	406	51	19	45	29	18	60-64
65-69	5,075	...	5	1	354	35	20	49	22	15	65-69
70-74	4,011	3	1	...	301	19	8	30	18	10	70-74
75-79	2,527	3	...	...	169	15	3	16	10	7	75-79
80-84	1,314	...	...	...	61	4	1	7	7	4	80-84
85-89	438	...	...	...	27	1	...	...	1	...	85-89
90-94	104	...	...	...	6	...	...	...	1	...	90-94
95-99	11	...	...	...	...	...	...	...	...	...	95-99
100 and over	...	...	...	...	...	...	...	...	...	...	100 and over
Not stated	678	2	2	...	43	16	6	9	7	3	Not stated
<b>TOTAL</b>	<b>140,858</b>	<b>233</b>	<b>251</b>	<b>45</b>	<b>14,326</b>	<b>1,614</b>	<b>997</b>	<b>2,511</b>	<b>1,073</b>	<b>794</b>	<b>TOTAL</b>
Under 21 years	47,635	86	106	17	5,776	678	414	1,067	482	322	Under 21 years
21 years and over	92,545	145	143	28	8,507	920	577	1,435	584	469	21 years & over
Not stated	678	2	2	...	43	16	6	9	7	3	Not stated
<b>TOTAL</b>	<b>140,858</b>	<b>233</b>	<b>251</b>	<b>45</b>	<b>14,326</b>	<b>1,614</b>	<b>997</b>	<b>2,511</b>	<b>1,073</b>	<b>794</b>	<b>TOTAL</b>

Age Last Birthday	Eastern Wheat Belt	Great Southern	Albany	Gerald-ton	Midland	Ex-Metro-politan *	South-West	Migratory Population	TOTAL	Age Last Birthday	
00-04	1,544	1,998	697	790	504	1,575	2,896	9	25,640	00-04	
05-09	1,421	1,671	598	732	433	1,522	2,421	8	22,021	05-09	
10-14	1,173	1,345	601	652	300	1,354	1,981	4	19,050	10-14	
15-19	1,005	1,149	505	563	246	1,142	1,824	17	19,854	15-19	
20-24	876	1,124	448	480	255	953	1,668	41	19,038	20-24	
25-29	923	1,140	432	500	261	1,008	1,722	39	18,118	25-29	
30-34	978	1,181	416	495	293	1,052	1,847	37	19,204	30-34	
35-39	916	1,135	396	502	297	972	1,503	33	18,101	35-39	
40-44	815	960	381	426	227	860	1,351	24	15,961	40-44	
45-49	725	838	347	364	191	835	1,232	29	14,460	45-49	
50-54	562	695	303	273	144	690	1,030	25	11,969	50-54	
55-59	429	665	292	253	143	618	941	22	10,743	55-59	
60-64	373	471	216	187	96	542	733	17	8,991	60-64	
65-69	262	413	186	154	72	484	529	10	7,686	65-69	
70-74	215	283	142	116	49	329	432	7	5,974	70-74	
75-79	133	207	101	64	43	224	250	4	3,776	75-79	
80-84	59	73	54	32	24	83	144	1	1,868	80-84	
85-89	23	35	18	9	6	31	47	...	636	85-89	
90-94	10	8	3	...	1	7	10	...	150	90-94	
95-99	...	2	1	1	...	1	2	...	18	95-99	
100 and over	...	...	...	...	...	...	...	...	...	...	100 and over
Not stated	66	85	13	30	27	93	64	2	1,146	Not stated	
<b>TOTAL</b>	<b>12,508</b>	<b>15,478</b>	<b>6,150</b>	<b>6,623</b>	<b>3,612</b>	<b>14,375</b>	<b>22,627</b>	<b>329</b>	<b>244,404</b>	<b>TOTAL</b>	
Under 21 years	5,338	6,359	2,473	2,841	1,532	5,787	9,429	43	90,385	Under 21 years	
21 years and over	7,104	9,034	3,664	3,752	2,053	8,495	13,134	284	152,873	21 years & over	
Not stated	66	85	13	30	27	93	64	2	1,146	Not stated	
<b>TOTAL</b>	<b>12,508</b>	<b>15,478</b>	<b>6,150</b>	<b>6,623</b>	<b>3,612</b>	<b>14,375</b>	<b>22,627</b>	<b>329</b>	<b>244,404</b>	<b>TOTAL</b>	

\* See note, Table 1, page 7.

Western Australia—Grouped Ages in Regional Areas—Persons—Table 2 (c).

Age Last Birthday	Metropolitan *	East Kimberley	West Kimberley	North-Central	Eastern Gold Field	Esperance	North-West	Murchison	Marginal	Carnarvon	Age Last Birthday
00-04	26,340	83	70	13	3,448	447	285	708	300	213	00-04
05-09	21,245	37	57	8	3,409	452	228	636	273	159	05-09
10-14	19,879	34	36	5	2,443	257	161	385	224	106	10-14
15-19	22,455	48	47	11	1,992	205	210	392	146	249	15-19
20-24	21,705	82	112	9	2,003	229	247	444	161	236	20-24
25-29	19,706	80	87	18	2,089	236	216	430	158	174	25-29
30-34	20,650	91	89	18	2,736	327	239	543	157	168	30-34
35-39	20,170	101	81	23	2,982	305	260	591	231	160	35-39
40-44	19,148	82	68	29	2,647	294	241	580	246	178	40-44
45-49	17,592	85	71	19	2,062	222	227	484	206	176	45-49
50-54	14,100	54	50	18	1,372	157	140	333	122	99	50-54
55-59	12,844	45	27	9	1,218	121	114	225	92	83	55-59
60-64	10,747	25	19	6	977	122	94	186	91	94	60-64
65-69	9,342	9	13	8	912	109	76	182	68	67	65-69
70-74	7,182	16	9	3	707	56	60	132	53	33	70-74
75-79	4,727	6	7	2	424	39	25	74	28	17	75-79
80-84	2,401	4	4	...	152	12	17	18	13	15	80-84
85-89	799	...	...	...	64	3	5	6	2	3	85-89
90-94	163	...	...	...	12	...	...	...	2	...	90-94
95-99	16	...	...	...	1	...	2	...	...	...	95-99
100 and over ...	...	...	...	...	...	...	...	...	...	...	100 & over
Not stated ...	1,317	9	15	...	135	44	23	21	13	11	Not stated
TOTAL	272,528	891	862	199	31,785	3,637	2,870	6,370	2,586	2,241	Total
Under 21 years	94,235	220	225	38	11,646	1,412	942	2,197	977	770	Under 21 years
21 years and over	176,976	662	622	161	20,004	2,181	1,905	4,152	1,596	1,460	21 years & over
Not stated ...	1,317	9	15	...	135	44	23	21	13	11	Not stated
TOTAL	272,528	891	862	199	31,785	3,637	2,870	6,370	2,586	2,241	TOTAL

Age Last Birthday	Eastern Wheat Belt	Great Southern	Albany	Geraldton	Midland	Ex-Metropolitan *	South-West	Migratory Population	TOTAL	Age Last Birthday
0-04	3,194	4,003	1,396	1,662	1,018	3,251	6,009	12	52,452	00-04
5-09	2,863	3,450	1,159	1,471	887	3,170	5,074	14	44,592	05-09
10-14	2,351	2,634	1,142	1,359	623	2,965	4,067	11	38,682	10-14
15-19	2,257	2,453	1,054	1,223	590	2,321	3,703	313	39,669	15-19
20-24	1,949	2,390	925	1,049	559	2,005	3,522	536	38,163	20-24
25-29	1,884	2,392	896	989	540	1,962	3,555	459	35,871	25-29
30-34	2,050	2,490	898	1,021	611	2,091	3,808	315	38,302	30-34
35-39	2,055	2,534	873	1,091	653	2,024	3,476	297	37,907	35-39
40-44	1,922	2,352	806	1,059	589	2,044	3,290	252	35,827	40-44
45-49	1,788	2,020	725	922	493	1,941	2,955	252	32,240	45-49
50-54	1,277	1,594	626	650	355	1,483	2,289	168	24,887	50-54
55-59	1,034	1,523	611	599	340	1,402	2,047	112	22,446	55-59
60-64	853	1,156	504	484	264	1,116	1,704	70	18,512	60-64
65-69	641	977	390	394	176	1,007	1,296	31	15,698	65-69
70-74	510	664	333	277	140	716	940	19	11,850	70-74
75-79	302	473	194	165	100	479	569	5	7,636	75-79
80-84	136	182	112	92	47	191	277	1	3,674	80-84
85-89	51	70	34	17	10	57	89	1	1,211	85-89
90-94	13	11	6	4	2	12	16	...	241	90-94
95-99	...	3	1	2	...	1	2	...	28	95-99
100 and over ...	...	...	...	...	...	...	...	...	...	100 and over
Not stated ...	178	177	33	90	52	202	159	113	2,592	Not stated
TOTAL	27,308	33,548	12,718	14,620	8,049	30,440	48,847	2,981	502,480	TOTAL
Under 21 years	11,077	12,985	4,906	5,940	3,224	12,103	19,504	450	182,851	Under 21 years
21 years and over	16,053	20,386	7,779	8,590	4,773	18,135	29,184	2,418	317,037	21 years & over
Not stated ...	178	177	33	90	52	202	159	113	2,592	Not stated
TOTAL	27,308	33,548	12,718	14,620	8,049	30,440	48,847	2,981	502,480	TOTAL

\* See note, Table 1, page 7.

Western Australia—Conjugal Condition of Males recorded in each Regional Area—Table 3 (a).

REGIONAL AREA	NEVER MARRIED			Married (a)	Widowed	Divorced	Not Stated	TOTAL
	Under 15 years of age	15 years of age and over	Total					
Metropolitan* ... ..	34,162	30,225	64,387	61,604	4,012	1,361	306	131,670
East Kimberley ... ..	87	270	357	258	13	20	10	658
West Kimberley ... ..	79	282	361	209	17	13	11	611
North Central ... ..	13	76	89	59	3	2	1	154
Eastern Gold Field ... ..	4,702	4,478	9,180	7,417	525	231	106	17,459
Esperance ... ..	593	471	1,064	885	48	15	11	2,023
North West ... ..	337	728	1,065	664	56	36	52	1,873
Murchison ... ..	852	1,295	2,147	1,538	111	49	14	3,859
Marginal ... ..	399	424	823	627	39	14	10	1,513
Carnarvon ... ..	235	617	852	512	42	19	22	1,447
Eastern Wheat Belt ... ..	4,270	3,938	8,208	6,114	331	81	66	14,800
Great Southern ... ..	5,073	4,693	9,766	7,670	482	107	45	18,070
Albany ... ..	1,801	1,591	3,392	2,931	204	38	3	6,568
Geraldton ... ..	2,318	2,252	4,570	3,139	209	53	26	7,997
Midland ... ..	1,291	1,242	2,533	1,743	115	29	17	4,437
Ex-Metropolitan* ... ..	4,935	3,548	8,483	6,970	442	105	65	16,065
South West ... ..	7,852	6,091	13,943	11,322	703	166	86	26,220
Migratory Population ... ..	16	1,335	1,351	932	35	17	317	2,652
TOTAL ... ..	69,015	63,556	132,571	114,594	7,387	2,356	1,168	258,076

(a) Includes Males permanently separated (legally or otherwise.)

Western Australia—Conjugal Condition of Females recorded in each Regional Area—Table 3 (b).

REGIONAL AREA	NEVER MARRIED.			Married (a)	Widowed	Divorced	Not Stated	TOTAL
	Under 15 years of age	15 years of age and over	Total					
Metropolitan* ... ..	33,302	27,951	61,253	64,090	13,644	1,587	284	140,858
East Kimberley ... ..	67	43	110	112	6	1	4	233
West Kimberley ... ..	84	46	130	112	6	1	2	251
North Central ... ..	13	4	17	26	2	...	...	45
Eastern Gold Field ... ..	4,598	1,795	6,393	6,714	1,092	115	12	14,326
Esperance ... ..	563	144	707	801	88	14	4	1,614
North West ... ..	337	146	483	463	39	8	4	997
Murchison ... ..	877	273	1,150	1,222	112	18	9	2,511
Marginal ... ..	398	98	496	513	56	5	3	1,073
Carnarvon ... ..	243	136	379	367	38	8	2	794
Eastern Wheat Belt ... ..	4,138	1,820	5,958	5,785	696	53	16	12,508
Great Southern ... ..	5,014	2,178	7,192	7,313	889	60	24	15,478
Albany ... ..	1,896	947	2,843	2,847	435	20	5	6,150
Geraldton ... ..	2,174	1,089	3,263	2,949	363	28	20	6,623
Midland ... ..	1,237	547	1,784	1,635	171	11	11	3,612
Ex-Metropolitan* ... ..	4,451	2,115	6,566	6,732	973	58	46	14,375
South West ... ..	7,298	3,115	10,413	10,726	1,331	108	49	22,627
Migratory Population ... ..	21	103	124	140	40	3	22	329
TOTAL ... ..	66,711	42,550	109,261	112,547	19,981	2,098	517	244,404

(a) Includes Females permanently separated (legally or otherwise.)

\* See note, Table 1, page 7.

Western Australia—Males with Dependent Children under 16 years of age recorded in each Regional Area—Table 4 (a).

REGIONAL AREA	DEPENDENT CHILDREN TO THE NUMBER OF											Total Males with Dependent Children.	Total Number of Children Dependent on Males
	1	2	3	4	5	6	7	8	9	10	11		
Metropolitan* ... ..	14,235	10,924	4,860	1,699	554	211	75	27	14	...	1	32,600	62,373
East Kimberley ... ..	70	54	20	15	4	...	...	1	...	...	...	164	326
West Kimberley ... ..	47	36	20	12	1	2	...	...	...	...	...	118	244
North Central ... ..	12	14	6	2	...	...	...	...	...	...	...	34	66
Eastern Gold Field ... ..	1,651	1,474	793	359	127	49	21	6	1	...	...	4,481	9,547
Esperance ... ..	175	190	102	45	15	10	1	...	...	...	1	539	1,194
North West ... ..	158	126	64	27	14	6	4	1	...	...	...	400	852
Murchison ... ..	312	283	175	68	27	13	10	5	1	1	...	895	2,017
Marginal ... ..	124	115	74	37	18	4	7	...	...	...	...	379	887
Carnarvon ... ..	122	83	64	17	10	2	2	2	...	...	...	302	640
Eastern Wheat Belt ... ..	1,273	1,219	713	329	147	64	23	10	5	2	1	3,786	8,602
Great Southern ... ..	1,630	1,492	859	373	172	62	29	11	4	1	...	4,633	10,252
Albany ... ..	654	541	282	118	53	20	6	11	4	...	...	1,689	3,605
Geraldton ... ..	676	614	346	195	73	39	10	7	1	...	...	1,961	4,456
Midland ... ..	326	359	207	100	45	15	9	5	2	1	...	1,069	2,511
Ex-Metropolitan* ... ..	1,474	1,263	667	352	126	39	18	10	3	1	...	3,953	8,516
South West ... ..	2,433	2,142	1,252	595	247	99	37	22	7	...	...	6,834	15,180
Migratory Population ... ..	114	57	13	9	3	1	...	1	...	...	...	198	332
TOTAL ... ..	25,486	20,986	10,517	4,352	1,636	636	252	119	42	6	3	64,035	131,600

Western Australia—Females with Dependent Children under 16 years of age recorded in each Regional Area—Table 4 (b).

REGIONAL AREA	DEPENDENT CHILDREN TO THE NUMBER OF								Total Females with Dependent Children	Total Number of Children Dependent on Females
	1	2	3	4	5	6	7	8		
Metropolitan* ... ..	1,790	754	272	93	33	3	2	...	2,947	4,683
East Kimberley ... ..	4	1	...	...	...	...	...	...	5	6
West Kimberley ... ..	3	2	...	...	1	...	...	...	6	12
North Central ... ..	2	...	...	...	...	...	...	...	2	2
Eastern Gold Field ... ..	151	70	27	8	5	1	...	...	262	435
Esperance ... ..	21	4	4	1	...	...	...	...	30	45
North West ... ..	22	8	6	7	3	1	...	...	47	105
Murchison ... ..	30	22	11	4	2	...	...	...	69	133
Marginal ... ..	7	5	1	1	...	...	...	...	14	24
Carnarvon ... ..	12	2	4	1	2	...	...	...	21	42
Eastern Wheat Belt ... ..	106	58	19	14	1	1	...	1	200	354
Great Southern ... ..	116	72	19	14	2	1	...	...	224	389
Albany ... ..	64	39	18	4	...	2	1	...	128	231
Geraldton ... ..	75	33	17	8	7	1	...	...	141	265
Midland ... ..	23	21	6	...	2	...	...	...	52	93
Ex-Metropolitan* ... ..	133	64	38	16	7	1	2	...	261	494
South West ... ..	164	108	57	14	6	...	3	2	354	674
Migratory Population ... ..	6	1	...	...	...	...	...	...	7	8
TOTAL ... ..	2,729	1,264	499	185	71	11	8	3	4,770	7,995

\* See note, Table 1, page 7,

Western Australia—Occupational Status of Males recorded in each Regional Area—Table 5 (a).

REGIONAL AREA	IN WORK FORCE						Not at Work (a)	Total in Work Force	Not in Work Force	Occupational Status Not Stated	TOTAL
	AT WORK										
	Employer	Self-Employed	Employee (on Wage or Salary)	Helper (not on Wage or Salary)	Total						
Metropolitan* ... ..	6,100	5,771	65,605	131	77,607	3,635	81,242	50,118	310	131,670	
East Kimberley ... ..	35	17	493	1	546	9	555	102	1	658	
West Kimberley ... ..	17	31	456	3	507	6	513	96	2	611	
North Central ... ..	11	20	109	...	140	...	140	14	...	154	
Eastern Gold Field ... ..	562	1,058	9,236	12	10,868	355	11,223	6,197	39	17,459	
Esperance ... ..	76	215	927	23	1,241	32	1,273	742	8	2,023	
North West ... ..	118	119	1,168	2	1,407	36	1,443	410	20	1,873	
Murchison ... ..	193	397	2,155	9	2,754	37	2,791	1,065	3	3,859	
Marginal ... ..	88	296	613	15	1,012	15	1,027	484	2	1,513	
Carnarvon ... ..	91	107	926	5	1,129	18	1,147	294	6	1,447	
Eastern Wheat Belt ... ..	1,353	2,391	5,484	237	9,465	140	9,605	5,138	57	14,800	
Great Southern ... ..	1,535	4,076	5,702	480	11,793	179	11,972	6,060	38	18,070	
Albany ... ..	442	1,281	2,154	121	3,998	112	4,110	2,454	4	6,568	
Geraldton ... ..	662	1,266	2,869	83	4,880	127	5,007	2,919	71	7,997	
Midland ... ..	388	874	1,514	79	2,855	38	2,893	1,531	13	4,437	
Ex-Metropolitan* ... ..	800	2,480	5,376	150	8,806	347	9,153	6,842	70	16,065	
South West ... ..	1,474	3,699	10,699	353	16,225	333	16,558	9,611	51	26,220	
Migratory Population ... ..	27	21	2,507	2	2,557	31	2,588	62	2	2,652	
TOTAL ... ..	13,972	24,119	117,993	1,706	157,790	5,450	163,240	94,139	697	258,076	

(a) Includes males who were (1) unable to secure employment; (2) temporarily laid off from their jobs; and (3) not actively seeking work at the time of the Census, on account of sickness or accident, industrial dispute, resting between jobs, or for any other reason.

Western Australia—Occupational Status of Females recorded in each Regional Area—Table 5 (b).

REGIONAL AREA	IN WORK FORCE						Not at Work (a)	Total in Work Force	Not in Work Force	Occupational Status Not Stated	TOTAL
	AT WORK										
	Employer	Self-Employed	Employee (on Wage or Salary)	Helper (not on Wage or Salary)	Total						
Metropolitan* ... ..	818	1,680	25,630	63	28,191	743	28,934	111,817	107	140,858	
East Kimberley ... ..	3	...	61	1	65	1	66	167	...	233	
West Kimberley ... ..	1	3	52	1	57	...	57	193	1	251	
North Central ... ..	...	1	4	1	6	...	6	39	...	45	
Eastern Gold Field ... ..	63	140	1,639	9	1,851	82	1,933	12,388	5	14,326	
Esperance ... ..	15	17	126	1	159	6	165	1,445	4	1,614	
North West ... ..	7	6	172	...	185	6	191	804	2	997	
Murchison ... ..	32	21	317	3	373	11	384	2,127	...	2,511	
Marginal ... ..	7	15	89	1	112	2	114	958	1	1,073	
Carnarvon ... ..	8	4	143	1	156	4	160	633	1	794	
Eastern Wheat Belt ... ..	107	125	1,314	17	1,563	37	1,600	10,900	8	12,508	
Great Southern ... ..	117	162	1,329	32	1,640	47	1,687	13,785	6	15,478	
Albany ... ..	34	79	697	13	823	20	843	5,307	...	6,150	
Geraldton ... ..	57	67	874	8	1,006	30	1,036	5,585	2	6,623	
Midland ... ..	24	31	345	3	403	11	414	3,192	6	3,612	
Ex-Metropolitan* ... ..	94	137	1,416	13	1,660	57	1,717	12,647	11	14,375	
South West ... ..	158	232	2,326	61	2,777	86	2,863	19,747	17	22,627	
Migratory Population ... ..	3	1	98	...	102	15	117	207	5	329	
TOTAL ... ..	1,548	2,721	36,632	228	41,129	1,158	42,287	201,941	176	244,404	

(a) Includes females who were (1) unable to secure employment; (2) temporarily laid off from their jobs; and (3) not actively seeking work at the time of the Census on account of sickness or accident, industrial dispute, resting between jobs, or for any other reason.

\* See note, Table 1, page 7.

## Western Australia—Males in Regional Areas classified

Group	INDUSTRY	Metro- politan *	East Kimber- ley	West Kimber- ley	North Central	Eastern Gold Field	Esper- ance
<b>A. PRIMARY PRODUCTION—</b>							
	Fishing ... ..	246	...	1	...	2	7
	Hunting and Trapping ... ..	9	...	1	3	6	36
Agriculture, Grazing and Dairying—							
	Agriculture and Mixed Farming ... ..	1,611	2	...	...	59	128
	Grazing ... ..	211	148	120	62	212	23
	Dairying ... ..	283	...	...	...	32	7
	Pig farming ... ..	25	...	...	...	3	...
	Poultry farming ... ..	357	...	...	...	15	3
	Beekeeping ... ..	24	...	...	...	...	...
	Other ... ..	54	...	...	...	...	1
	TOTAL—Agriculture, Grazing and Dairying ... ..	2,565	150	120	62	321	162
	Forestry ... ..	246	...	...	...	404	43
	TOTAL GROUP A. ... ..	3,066	150	122	65	723	248
<b>B. MINING AND QUARRYING—</b>							
	Mining ... ..	343	17	140	64	5,528	591
	Quarrying ... ..	77	...	...	...	3	...
	TOTAL GROUP B. ... ..	420	17	240	64	5,531	591
<b>C. MANUFACTURING—</b>							
	Inadequately defined ... ..	282	...	...	...	1	...
	Manufacture relating to Cement, Bricks, Glass, Stone, Coke, Oil, etc....	1,453	...	...	...	27	...
	Founding, Engineering and Metalworking (including Shipbuilding) ... ..	5,077	3	4	...	315	9
	Manufacture, Assembly and Repair of Vehicles, Parts and Accessories ... ..	3,393	...	...	...	66	4
	Manufacture of Textile and Fibrous Materials (not Dress) ... ..	135	...	...	...	...	1
	Manufacture of Clothing ... ..	574	2	1	...	24	2
	Boot and Shoe making (other than Rubber), Accessories and Repairing ... ..	635	...	...	...	22	2
	Manufacture of Food and Drink ... ..	3,243	237	2	...	197	11
	Tobacco Manufacture ... ..	75	...	...	...	1	...
	Manufacture of Furniture, Fittings (not metal) Woodworking, Basketware, etc. ... ..	2,467	1	...	...	25	2
	Paper, Printing, Bookbinding and Photography ... ..	1,747	...	...	...	77	3
	Manufacture of Paints, non-mineral Oils, Grease ... ..	159	...	...	...	...	...
	Manufacture of Chemicals, Dyes, etc. ... ..	643	...	...	...	4	4
	Jewellery, Watchmaking, Electroplating and Minting... ..	290	...	...	...	14	1
	Preparation of Skins and Leather, Manufacture of Goods of Leather and Leather Substitutes (not clothing or footwear) ... ..	480	1	1	...	6	...
	Manufacture of Rubber Goods ... ..	137	...	...	...	2	...
	Manufacture of Musical, Surgical and Scientific Instruments and Apparatus... ..	152	...	1	...	5	1
	Manufacture of Plastic Products ... ..	21	...	...	...	...	...
	Other Manufacture ... ..	142	...	...	...	...	...
	Gas and Electricity ... ..	920	...	1	...	128	5
	TOTAL GROUP C ... ..	22,025	244	10	...	914	45

\* See note, Table 1, page 7.

according to Industry—Summary Table—Table 6 (a).

North West	Murchison	Marginal	Carnarvon	Eastern Wheat Belt	Great Southern	Albany	Geraldton	Midland	Ex-Metropolitan*	South West	Migratory Population	TOTAL
45	1	...	35	...	2	74	160	...	32	134	226	965
12	14	...	13	20	44	7	25	24	7	30	...	251
11	10	234	151	4,674	6,062	1,170	2,103	1,624	2,527	2,102	8	22,476
513	654	28	609	138	827	252	217	192	99	178	8	4,491
...	6	6	1	46	167	491	14	28	532	3,289	3	4,905
...	1	...	...	4	8	2	2	1	17	8	...	71
1	1	3	...	16	23	10	4	5	360	33	1	832
...	...	...	...	3	8	9	...	16	16	16	3	95
...	6	3	6	23	118	83	30	19	11	247	...	601
525	678	274	767	4,904	7,213	2,017	2,370	1,885	3,562	5,873	23	33,471
2	10	56	1	59	146	21	23	16	315	443	...	1,785
584	703	330	816	4,983	7,405	2,119	2,578	1,925	3,916	6,480	249	36,472
202	1,333	311	...	13	8	7	42	13	31	1,213	6	9,962
...	...	3	...	6	...	26	5	...	75	2	...	197
202	1,333	314	...	19	8	33	47	13	106	1,215	6	10,159
...	...	...	...	...	2	...	2	...	10	6	...	303
1	5	...	...	25	24	10	14	1	247	37	...	1,844
11	57	6	3	139	73	40	24	11	194	96	11	6,073
6	6	3	...	81	46	12	42	3	216	74	...	3,952
...	...	...	...	1	101	94	...	...	7	6	1	346
2	1	...	1	14	10	7	2	...	19	32	1	692
1	3	1	1	30	20	13	10	5	20	34	...	797
43	20	4	7	304	167	155	115	15	280	447	6	5,253
...	...	...	...	...	...	...	...	...	...	7	...	83
...	1	...	1	44	277	60	13	34	277	1,600	2	4,804
1	...	...	3	25	30	19	24	3	56	54	4	2,046
...	...	...	...	...	...	...	1	...	2	1	1	164
...	16	...	...	78	132	...	58	1	13	103	2	1,054
...	...	...	...	3	3	1	3	...	11	10	...	336
2	1	...	3	6	3	3	8	2	38	4	1	559
...	...	1	...	4	4	1	7	...	2	5	1	164
...	1	1	...	3	...	1	1	...	4	6	...	176
...	...	...	...	...	...	...	...	...	1	...	...	22
1	...	...	...	...	1	...	...	...	1	5	...	150
3	11	2	3	38	31	17	24	6	20	59	...	1,268
71	122	18	22	795	924	433	348	81	1,418	2,586	30	30,086



## Western Australia—Males in Regional Areas classified

Group	INDUSTRY	Metro- politan	East Kimber- ley	West Kimber- ley	North Central	Eastern Gold Field	Esper- ance
<b>D. BUILDING AND CONSTRUCTION—</b>							
	Inadequately defined ... ..	6	...	2	...	...	...
	Construction and Repair of Buildings ... ..	5,173	9	3	...	242	19
	Construction Works and Maintenance (other than buildings) ... ..	3,283	38	34	...	511	61
	TOTAL GROUP D ... ..	8,462	47	39	...	753	80
<b>E. TRANSPORT AND STORAGE—</b>							
	Inadequately defined ... ..	136	1	...	...	6	...
	Road Transport and Storage ... ..	3,943	6	11	1	285	20
	Shipping ... ..	835	1	6	...	...	...
	Loading and discharging vessels ... ..	1,382	...	2	...	...	1
	Rail Transport ... ..	2,836	...	...	...	434	36
	Air Transport ... ..	178	3	...	...	5	1
	TOTAL GROUP E ... ..	9,310	11	19	1	730	58
<b>F. COMMUNICATION ... ..</b>							
		1,564	6	3	1	95	11
<b>G. FINANCE AND PROPERTY—</b>							
	Banking ... ..	1,123	...	...	...	58	6
	Insurance ... ..	878	...	...	...	40	5
	Other—Offices, Agencies, etc. ... ..	580	1	2	...	26	4
	TOTAL GROUP G ... ..	2,581	1	2	...	124	15
<b>H. COMMERCE—</b>							
	Inadequately defined ... ..	194	...	...	...	4	...
	Wholesale Trade (other than livestock and primary produce dealing, etc.) ... ..	5,334	...	2	...	436	13
	Livestock and Primary Produce Dealing, etc. ... ..	1,218	...	2	...	21	...
	Retail Trade ... ..	7,080	14	10	1	647	67
	TOTAL GROUP H ... ..	13,826	14	14	1	1,108	80
<b>I. PUBLIC AUTHORITY (n.e.i.) AND PROFESSIONAL ACTIVITIES—</b>							
	Public Authority Activities n.e.i. ... ..	3,701	9	7	2	139	8
	Defence—Enlisted Personnel ... ..	1,403	4	10	...	17	2
	Defence—Civilian Employees ... ..	518	...	...	...	1	...
	Law, Order and Public Safety ... ..	823	6	4	1	81	6
	Religion and Social Welfare ... ..	427	11	8	2	28	3
	Health, Hospitals, etc. ... ..	1,346	4	3	...	53	9
	Education ... ..	1,070	3	2	...	77	9
	Other Professional ... ..	610	...	1	...	29	1
	TOTAL GROUP I ... ..	9,898	37	35	5	425	38
<b>J. AMUSEMENT, HOTELS, CAFES, PERSONAL SERVICE, ETC.—</b>							
	Amusement, Sport and Recreation ... ..	1,358	2	3	...	113	1
	Hotels, Cafes, Personal Service, etc. ... ..	3,169	19	10	1	386	46
	TOTAL GROUP J. ... ..	4,527	21	13	1	499	58
<b>K. OTHER INDUSTRIES :</b>							
		2	...	...	...	...	...
<b>L. INDUSTRY INADEQUATELY DEFINED :</b>							
		2,980	...	7	1	147	16
<b>M. INDUSTRY NOT STATED :</b>							
		2,891	8	11	1	203	41
<b>N. PERSONS NOT IN WORK FORCE :</b>							
		50,118	102	96	14	6,197	742
	GRAND TOTAL ... ..	131,670	658	611	154	17,459	2,025

according to Industry—Summary Table—Table 6 (a)—continued.

North West	Murchison	Marginal	Carnarvon	Eastern Wheat Belt	Great Southern	Albany	Geraldton	Midland	Ex-Metro politan	South West	Migratory Population	TOTAL
...	...	...	...	...	...	...	...	...	...	...	...	8
51	21	21	18	157	188	122	107	47	288	432	7	6,905
109	134	149	59	686	633	201	305	207	462	1,051	8	7,931
160	155	170	77	843	821	323	412	254	750	1,483	15	14,844
5	1	...	2	...	...	5	1	1	8	6	...	172
34	72	28	44	296	389	154	144	88	293	564	4	6,376
13	1	...	6	1	1	13	16	...	29	31	1,933	2,886
6	...	...	14	...	...	46	85	...	33	191	...	1,760
7	69	36	1	621	381	109	254	49	173	681	27	5,714
16	...	...	1	1	...	...	5	...	8	3	1	222
81	143	64	68	919	771	327	505	138	544	1,476	1,965	17,130
24	21	8	9	98	90	34	55	27	67	122	1	2,236
2	17	3	3	135	163	48	57	26	39	133	2	1,815
...	4	1	...	13	11	6	17	...	29	38	1	1,043
6	5	1	...	30	34	17	15	1	24	26	1	773
8	26	5	3	178	208	71	89	27	92	197	4	3,631
3	...	...	4	2	5	3	4	...	5	2	...	226
13	6	6	14	143	119	74	83	20	254	132	18	6,667
4	1	1	11	116	128	17	59	28	56	94	2	1,758
56	94	46	20	482	540	253	263	103	413	918	6	11,013
76	101	53	49	743	792	347	409	151	728	1,146	26	19,664
51	20	7	25	75	78	45	44	28	198	141	13	4,591
34	2	...	3	74	38	9	16	2	212	47	236	2,109
...	...	...	...	97	...	4	6	1	113	3	...	743
16	10	4	6	40	40	22	29	7	29	59	2	1,185
25	11	1	2	36	40	16	51	67	62	65	3	858
8	15	2	2	49	45	26	28	7	142	71	2	1,812
6	8	8	5	106	110	42	47	42	89	164	3	1,791
1	1	2	3	24	18	10	13	4	23	30	3	773
141	67	24	46	501	369	174	234	158	868	580	262	13,862
3	9	2	1	32	23	13	24	5	71	50	4	1,725
39	86	31	25	244	224	127	139	52	174	408	1	5,181
42	95	33	26	276	247	140	163	57	245	458	5	6,906
...	...	...	...	...	...	...	...	...	...	...	...	2
19	13	6	18	109	154	73	85	25	201	669	9	4,532
55	15	4	19	198	221	40	153	50	288	197	18	4,413
410	1,065	484	294	5,138	6,060	2,454	2,919	1,531	6,842	9,611	62	94,139
1,873	3,859	1,513	1,447	14,800	18,070	6,568	7,997	4,437	16,065	216,220	2,652	258,076

## Western Australia—Females in Regional Areas classified

Group	INDUSTRY	Metro- politan *	East Kimber- ley	West Kimber- ley	North Central	Eastern Gold Field	Esper- ance
<b>A. PRIMARY PRODUCTION—</b>							
	Fishing ... ..	1	...	...	...	...	...
	Hunting and Trapping ... ..	...	...	...	...	...	...
	Agriculture, Grazing and Dairying—						
	Agriculture and Mixed farming ... ..	72	...	...	...	5	...
	Grazing ... ..	16	11	8	...	11	...
	Dairying ... ..	11	...	...	...	2	...
	Pig farming ... ..	...	...	...	...	...	...
	Poultry farming ... ..	44	...	...	...	...	...
	Beekeeping ... ..	2	...	...	...	...	...
	Other ... ..	6	...	...	...	...	...
	TOTAL—Agriculture, Grazing and Dairying ... ..	151	11	8	...	18	7
	Forestry ... ..	...	...	...	...	...	...
	TOTAL GROUP A ... ..	152	11	8	...	18	7
<b>B. MINING AND QUARRYING—</b>							
	Mining ... ..	17	...	...	...	45	...
	Quarrying ... ..	3	...	...	...	...	...
	TOTAL GROUP B ... ..	20	...	...	...	45	...
<b>C. MANUFACTURING—</b>							
	Inadequately defined ... ..	140	...	...	...	2	...
	Manufacture relating to Cement, Bricks, Glass, Stone, Coke, Oil, etc....	64	...	...	...	...	...
	Founding, Engineering and Metalworking (including Shipbuilding) ...	363	...	...	...	16	...
	Manufacture, Assembly and Repair of Vehicles, Parts and Accessories ...	48	...	...	...	...	...
	Manufacture of Textile and Fibrous Materials (not Dress) ... ..	99	...	...	...	1	...
	Manufacture of Clothing ... ..	2,611	...	...	...	85	3
	Boot and Shoe making (other than Rubber) Accessories and Repairing ...	218	...	...	...	1	...
	Manufacture of Food and Drink ... ..	742	19	...	...	16	2
	Tobacco Manufacture ... ..	136	...	...	...	...	...
	Manufacture of Furniture, Fittings (not metal) Woodworking, Basketware, etc. ... ..	112	...	...	...	1	...
	Paper, Printing, Bookbinding and Photography ... ..	669	...	...	...	15	...
	Manufacture of Paints, non-mineral Oils, Grease ... ..	77	...	...	...	...	...
	Manufacture of Chemicals, Dyes, etc. ... ..	75	...	...	...	...	2
	Jewellery, Watchmaking, Electroplating and Minting ... ..	15	...	...	...	...	...
	Preparation of Skins and Leather, Manufacture of Goods of Leather and Leather Substitutes (not clothing or footwear) ... ..	78	...	...	...	...	...
	Manufacture of Rubber Goods ... ..	16	...	...	...	...	...
	Manufacture of Musical, Surgical and Scientific Instruments and Apparatus...	26	...	...	...	2	...
	Other Manufacture ... ..	48	...	...	...	...	...
	Gas and Electricity ... ..	56	...	...	...	2	...
	TOTAL GROUP C ... ..	5,593	19	...	...	141	7
<b>D. BUILDING AND CONSTRUCTION—</b>							
	Construction and Repair of Buildings ... ..	32	...	...	...	3	...
	Construction Works and Maintenance (other than buildings)...	13	...	...	...	...	...
	TOTAL GROUP D ... ..	45	...	...	...	3	...

\* See note, Table 1, page 7.

according to Industry—Summary Table—Table 6 (b).

North West	Murchison	Margina	Carnarvon	Eastern Wheat Belt	Great Southern	Albany	Geraldton	Midland	Ex-Metro-plitan*	South West	Migratory Population	TOTAL
...	...	...	...	...	...	...	...	...	...	...	...	1
...	...	...	...	...	...	...	...	2	...	...	...	2
...	...	8	4	142	168	39	63	35	90	84	1	717
22	52	...	42	10	26	3	18	3	1	10	2	235
...	2	...	...	3	9	41	...	2	60	241	...	372
...	...	...	...	...	1	...	...	...	...	...	...	1
...	...	...	...	4	4	...	...	...	32	6	...	90
...	...	...	...	...	...	...	...	...	...	...	...	2
...	...	...	...	...	...	...	...	...	...	1	...	7
22	54	8	46	159	208	83	81	40	183	342	3	1,424
...	...	...	...	...	...	...	...	...	1	...	...	1
22	54	8	46	159	208	83	81	42	184	342	3	1,428
1	20	1	...	...	...	...	1	...	1	2	...	93
...	...	...	...	...	...	...	...	...	1	...	...	4
1	20	1	...	...	...	...	1	...	2	2	...	97
...	...	...	...	4	1	...	...	...	10	1	...	158
...	...	...	...	...	...	...	...	...	3	...	...	67
...	...	...	...	2	1	1	2	...	11	3	1	400
...	...	...	...	...	...	...	...	...	2	...	...	50
...	...	...	...	...	6	87	...	...	1	22	...	216
1	2	1	1	48	26	23	17	3	145	136	1	3,103
...	...	...	...	33	...	2	...	...	3	1	1	259
1	4	...	...	19	20	26	14	2	61	81	...	1,007
...	...	...	...	...	...	...	...	...	1	1	...	138
...	...	...	...	1	...	1	...	...	7	8	...	130
...	...	...	1	5	7	6	2	...	20	19	1	745
...	...	...	...	...	...	...	...	...	3	...	...	80
...	...	...	...	4	1	...	...	...	3	1	...	86
...	...	...	...	...	...	1	...	...	...	...	...	16
...	...	...	...	1	...	...	...	...	7	...	...	86
...	...	...	...	...	...	...	...	...	...	...	...	16
...	...	...	...	...	...	...	1	...	...	...	...	29
...	...	...	...	2	...	...	...	...	...	...	...	50
...	1	...	...	...	...	2	...	...	2	2	...	65
2	7	1	2	119	62	149	36	5	279	275	4	6,701
...	...	...	...	...	...	1	...	...	...	2	...	38
...	...	1	...	1	...	...	...	...	1	...	...	16
...	...	1	...	1	...	1	...	...	1	2	...	54

## Western Australia—Females in Regional Areas classified

Group	INDUSTRY	Metro- politan	East Kimber- ley	West Kimber- ley	North Central	Eastern Gold Field	Esper- ance
<b>E. TRANSPORT AND STORAGE—</b>							
	Inadequately defined ... ..	26	...	...	...	...	...
	Road Transport and Storage ... ..	267	...	...	...	9	1
	Shipping ... ..	113	...	1	...	1	...
	Loading and Discharging Vessels... ..	3	...	...	...	...	...
	Rail Transport ... ..	132	...	...	...	16	...
	Air Transport ... ..	73	...	...	...	1	...
	TOTAL GROUP E. ... ..	614	...	1	...	27	1
<b>F. COMMUNICATION ... ..</b>							
	...	297	...	1	...	41	4
<b>G. FINANCE AND PROPERTY—</b>							
	Banking ... ..	373	...	...	...	16	1
	Insurance ... ..	455	...	...	...	6	1
	Other—Offices, Agencies, etc. ... ..	392	...	...	...	18	...
	TOTAL GROUP G. ... ..	1,220	...	...	...	40	2
<b>H. COMMERCE—</b>							
	Inadequately defined ... ..	67	...	...	...	8	...
	Wholesale Trade (other than Livestock and Primary Produce Dealing, etc.)... ..	1,446	...	...	...	40	...
	Livestock and Primary Produce Dealing, etc. ... ..	305	...	...	...	2	...
	Retail Trade ... ..	4,998	4	1	2	440	36
	TOTAL GROUP H. ... ..	6,816	4	1	2	490	36
<b>I. PUBLIC AUTHORITY (n.e.i.) AND PROFESSIONAL ACTIVITIES—</b>							
	Public Authority Activities n.e.i.... ..	1,401	...	...	...	31	4
	Defence—Enlisted Personnel ... ..	18	...	...	...	...	...
	Defence—Civilian Employees ... ..	104	...	...	...	1	...
	Law, Order and Public Safety ... ..	256	...	...	...	13	...
	Religion and Social Welfare ... ..	400	9	3	2	14	9
	Health, Hospitals, etc. ... ..	2,587	7	14	...	205	19
	Education ... ..	1,863	2	3	...	164	11
	Other Professional ... ..	366	...	1	...	17	1
	TOTAL GROUP I. ... ..	6,995	18	21	2	445	44
<b>J. AMUSEMENT, HOTELS, CAFES, PERSONAL SERVICE, ETC.—</b>							
	Amusement, Sport and Recreation ... ..	394	...	5	...	12	...
	Hotels, Cafes, Personal Service, etc. ... ..	4,761	11	17	2	563	45
	TOTAL GROUP J. ... ..	5,155	11	22	2	575	45
<b>L. INDUSTRY INADEQUATELY DEFINED :</b> ... ..							
	...	695	...	...	...	26	...
<b>M. INDUSTRY NOT STATED :</b> ... ..							
	...	1,439	3	4	...	87	18
<b>N. PERSONS NOT IN WORK FORCE :</b> ... ..							
	...	111,817	167	193	39	12,388	1,445
	GRAND TOTAL ... ..	140,858	233	251	45	14,326	1,614

according to Industry—Summary Table—Table 6 (b)—continued.

North West	Murchison	Marginal	Carnarvon	Eastern Wheat Belt	Great Southern	Albany	Geraldton	Midland	Ex-Metropolitan	South West	Migratory Population	TOTAL
...	1	...	1	...	1	...	...	...	1	1	...	31
...	4	...	2	10	21	9	1	4	20	27	...	375
...	...	...	...	...	...	1	1	...	2	1	24	144
...	...	...	...	...	...	...	...	...	...	...	...	3
...	1	3	...	15	1	...	8	2	11	15	...	204
...	...	...	...	...	...	...	1	...	2	...	1	78
...	6	3	3	25	23	10	11	6	36	44	25	835
2	21	7	4	71	73	21	34	22	40	91	2	731
...	1	...	1	9	19	4	3	1	5	16	1	450
...	...	...	...	2	1	...	1	...	18	2	1	487
...	...	1	...	8	8	3	3	2	17	8	...	460
...	1	1	1	19	28	7	7	3	40	26	2	1,397
...	...	...	...	...	3	...	1	...	6	...	...	85
...	...	1	...	10	19	21	13	...	49	12	4	1,615
1	1	...	3	10	13	1	6	4	9	12	1	388
8	60	20	14	250	296	164	167	52	258	561	6	7,337
9	61	21	17	270	331	186	187	56	322	585	11	9,405
1	6	4	3	26	34	8	16	15	58	41	10	1,658
...	...	...	...	...	...	...	...	...	7	...	3	28
...	...	...	...	2	...	...	...	...	11	1	...	119
...	...	...	...	4	7	4	4	...	4	13	...	305
33	2	...	...	9	12	10	21	39	72	31	8	674
25	32	8	16	179	161	74	114	30	113	242	16	3,842
12	30	13	11	134	161	57	121	39	128	216	8	2,973
1	2	...	1	8	7	...	4	3	14	13	...	438
72	72	25	31	362	382	153	280	126	407	557	45	10,037
...	1	...	...	4	2	...	6	...	8	11	1	444
80	133	46	46	462	480	222	321	136	278	829	13	8,445
80	134	46	46	466	482	222	327	136	286	840	14	8,889
1	1	...	1	14	10	2	13	5	34	21	4	827
4	7	1	10	102	94	9	61	19	97	95	12	2,062
804	2,127	958	633	10,900	13,785	5,307	5,585	3,192	12,647	19,747	207	201,941
997	2,511	1,073	794	12,508	15,478	6,150	6,623	3,612	14,375	22,627	329	244,404

## Western Australia—Males in Regional Areas classified

Code No.	INDUSTRY	Metro-politan *	East Kimberley	West Kimberley	North Central	Eastern Gold Field	Esperance	North West
<b>GROUP A.—PRIMARY PRODUCTION.</b>								
<b>Sub Group 1.—Fishing :</b>								
000	Inadequately defined ... ..	244	...	1	...	2	7	14
001	Whaling ... ..	...	...	...	...	...	...	...
002	Pearling ... ..	2	...	...	...	...	...	31
004	Fish hatcheries ... ..	...	...	...	...	...	...	...
	<b>TOTAL SUB GROUP A.1</b> ... ..	<b>246</b>	<b>...</b>	<b>1</b>	<b>...</b>	<b>2</b>	<b>7</b>	<b>45</b>
<b>Sub Group 2.—Hunting and Trapping :</b>								
110	Inadequately defined ... ..	...	...	...	...	5	35	...
011	Rabbit trapping and poisoning... ..	6	...	1	3	1	1	12
019	Other ... ..	3	...	...	...	...	...	...
	<b>TOTAL SUB GROUP A.2</b> ... ..	<b>9</b>	<b>...</b>	<b>1</b>	<b>3</b>	<b>6</b>	<b>36</b>	<b>12</b>
<b>Sub Group 3.—Agriculture, Grazing and Dairying :</b>								
020	Farming (so described) ... ..	269	1	...	...	5	16	2
021	Mixed farming ... ..	325	...	...	...	2	102	8
022	Rural (so described) ... ..	6	...	...	...	...	...	...
023	Primary producer, industry (so described) ... ..	2	...	...	...	1	...	...
<b>Agriculture (other than mixed)—</b>								
030	Wheat growing ... ..	97	1	...	...	3	2	...
031	Sugar growing ... ..	1	...	...	...	...	...	...
032	Fruit growing ... ..	55	...	...	...	...	1	...
033	Grape growing ... ..	53	...	...	...	2	...	...
034	Vegetable growing (so described) ... ..	26	...	...	...	...	...	...
035	Market gardening (so described) ... ..	661	...	...	...	44	5	1
036	Flower growing and nursery gardening ... ..	81	...	...	...	2	...	...
037	Horticulture (so described) ... ..	24	...	...	...	...	2	...
039	Other ... ..	11	...	...	...	...	...	...
040	Grazing ... ..	211	148	120	62	212	23	513
<b>Dairy, pig and poultry farming and beekeeping (other than mixed)—</b>								
050	Dairying ... ..	283	...	...	...	32	7	...
051	Pig farming ... ..	25	...	...	...	3	...	...
052	Poultry farming ... ..	357	...	...	...	15	3	1
053	Beekeeping ... ..	24	...	...	...	...	...	...
060	Other ... ..	54	...	...	...	...	1	...
	<b>TOTAL SUB GROUP A.3</b> ... ..	<b>2,565</b>	<b>150</b>	<b>120</b>	<b>62</b>	<b>321</b>	<b>162</b>	<b>525</b>
<b>Sub Group 4.—Forestry :</b>								
070	Inadequately defined ... ..	3	...	...	...	1	...	...
071	Afforestation and re-afforestation ... ..	28	...	...	...	...	...	...
072	Timber getting (including firewood) ... ..	215	...	...	...	403	43	2
079	Other ... ..	...	...	...	...	...	...	...
	<b>TOTAL SUB GROUP A.4</b> ... ..	<b>246</b>	<b>...</b>	<b>...</b>	<b>...</b>	<b>404</b>	<b>43</b>	<b>2</b>
	<b>TOTAL GROUP A</b> ... ..	<b>3,066</b>	<b>150</b>	<b>122</b>	<b>65</b>	<b>733</b>	<b>248</b>	<b>584</b>
<b>GROUP B.—MINING AND QUARRYING.</b>								
<b>Sub Group 1.—Mining :</b>								
080	Inadequately defined ... ..	104	...	6	...	283	51	20
081	Gold mining ... ..	190	17	1	64	5,237	527	78
082	Silver, lead and zinc mining ... ..	2	...	...	...	...	2	...
083	Coal mining ... ..	30	...	...	...	3	...	...
084	Tin mining ... ..	2	...	...	...	...	...	2
085	Iron mining ... ..	2	...	233	...	...	1	...
086	Copper mining ... ..	...	...	...	...	...	...	...
088	Oil mining ... ..	1	...	...	...	...	...	...
089	Other mining ... ..	12	...	...	...	5	10	102
	<b>TOTAL SUB GROUP B.1</b> ... ..	<b>343</b>	<b>17</b>	<b>240</b>	<b>64</b>	<b>5,528</b>	<b>591</b>	<b>202</b>
<b>Sub Group 2.—Quarrying :</b>								
090	Quarrying ... ..	77	...	...	...	3	...	...
	<b>TOTAL GROUP B</b> ... ..	<b>420</b>	<b>17</b>	<b>240</b>	<b>64</b>	<b>5,531</b>	<b>591</b>	<b>202</b>
<b>GROUP C.—MANUFACTURING.</b>								
100	Inadequately defined ... ..	282	...	...	...	1	...	...

\* See note, Table 1, page 7.

according to Industry—Detailed Table—Table 7 (a).

Murchison	Marginal	Carnarvon	Eastern Wheat Belt	Great Southern	Albany	Geraldton	Midland	Ex-Metro- politan *	South West	Migratory Population	TOTAL	Code No.
1	...	31	...	1	68	159	...	31	132	20	711	000
...	...	...	...	1	6	...	...	...	...	...	7	001
...	...	4	...	...	...	1	...	1	...	206	245	002
...	...	...	...	...	...	...	...	...	2	...	2	004
1	...	35	...	2	74	160	...	32	134	226	965	
...	...	...	2	2	...	...	6	...	1	...	11	010
...	...	...	17	40	6	18	13	4	26	...	170	011
14	...	13	1	2	1	7	5	3	3	...	70	019
14	...	13	20	44	7	25	24	7	30	...	251	
1	18	5	523	814	87	305	313	130	247	2	2,738	020
1	199	19	3,398	4,767	894	1,121	1,040	536	1,067	3	13,482	021
...	...	...	4	6	1	4	1	...	1	...	23	022
...	...	...	14	15	2	7	5	7	3	...	56	023
3	15	...	630	426	14	264	140	12	4	...	1,611	030
...	...	...	...	1	...	...	...	...	...	...	2	031
2	...	111	24	14	84	2	97	537	261	...	1,188	032
1	...	1	12	3	...	...	20	587	5	...	684	033
...	...	2	13	1	33	274	3	37	304	...	693	034
2	2	2	55	14	46	126	4	609	71	3	1,645	035
...	...	...	...	...	6	...	1	57	6	...	153	036
...	...	...	...	...	3	...	...	15	1	...	45	037
...	...	11	1	1	...	...	...	...	132	...	156	039
654	28	609	138	827	252	217	192	99	178	8	4,491	040
6	6	1	46	167	491	14	28	532	3,289	3	4,905	050
1	...	...	4	8	2	2	1	17	8	...	71	051
1	3	...	16	23	10	4	5	360	33	1	832	052
...	...	...	3	8	9	...	16	16	16	3	95	053
6	3	6	23	118	83	30	19	11	247	...	601	060
678	274	767	4,904	7,213	2,017	2,370	1,885	3,562	5,873	23	33,471	
...	...	...	...	...	1	...	...	11	8	...	24	070
...	...	...	...	31	1	...	...	59	189	...	308	071
10	56	1	59	109	19	23	16	244	246	...	1,446	072
...	...	...	...	6	...	...	...	1	...	...	7	079
10	56	1	59	146	21	23	16	315	443	...	1,785	
703	330	816	4,983	7,405	2,119	2,578	1,925	3,916	6,480	249	36,472	
69	13	...	4	1	4	7	1	10	6	1	580	080
1,255	290	...	5	6	3	5	2	17	7	5	7,709	081
...	...	...	...	1	...	23	...	1	...	...	27	082
...	...	...	...	...	...	6	...	2	1,183	...	1,226	083
...	...	...	...	...	...	...	...	...	6	...	10	084
...	...	...	...	...	...	1	...	...	...	...	237	085
2	...	...	...	...	...	...	...	...	...	...	2	086
...	...	...	...	...	...	...	...	...	...	...	1	088
7	8	...	4	...	...	...	10	1	11	...	170	089
1,333	311	...	13	8	7	42	13	31	1,213	6	9,962	
...	3	...	6	...	26	5	...	75	2	...	197	090
1,333	314	...	19	8	33	47	13	106	1,215	6	10,159	
...	...	...	...	2	...	2	...	10	6	...	303	100



## Western Australia—Males in Regional Areas classified

Code No.	INDUSTRY	Metro-politan	East Kimberley	West Kimberley	North Central	Eastern Gold Field	Esperance	North-West
<b>Sub Group 1.—Manufacture relating to Cement, Bricks, Glass, Stone, Coke, Oils, etc. :</b>								
110	Inadequately defined ... ..	94	...	...	...	...	...	...
Cement, plaster, etc.—								
111	Inadequately defined ... ..	11	...	...	...	...	...	...
112	Cement making ... ..	172	...	...	...	...	...	...
113	Articles of cement and concrete ... ..	149	...	...	...	...	...	...
114	Lime kilns and plaster works ... ..	238	...	...	...	19	...	1
115	Asbestos products ... ..	29	...	...	...	1	...	...
Bricks, earthenware, etc.—								
116	Inadequately defined ... ..	2	...	...	...	...	...	...
117	Bricks, tiles and fireclay products ... ..	219	...	...	...	3	...	...
118	Pottery and earthenware ... ..	208	...	...	...	...	...	...
120	Glass ... ..	157	...	...	...	1	...	...
121	Stone ... ..	106	...	...	...	3	...	...
122	Coke, briquetting, asphalt, etc. ... ..	1	...	...	...	...	...	...
Oil—								
123	Inadequately defined ... ..	52	...	...	...	...	...	...
125	Mineral oil refining ... ..	2	...	...	...	...	...	...
126	Charcoal ... ..	2	...	...	...	...	...	...
129	Other ... ..	11	...	...	...	...	...	...
TOTAL SUB GROUP C.1 ... ..		1,453	...	...	...	27	...	1
<b>Sub Group 2.—Founding, Engineering and Metalworking (including Shipbuilding) :</b>								
130	Inadequately defined ... ..	111	...	2	...	5	...	...
Extracting and refining of metals—								
131	Inadequately defined ... ..	137	...	...	...	1	1	...
132	Smelting, converting, refining and rolling of iron and steel ... ..	10	...	...	...	...	...	...
133	Extracting and refining of non-ferrous metals and alloys... ..	11	...	...	...	108	7	6
Founding—								
134	Inadequately defined ... ..	262	1	...	...	61	...	...
135	Iron and steel foundries ... ..	189	...	...	...	11	...	...
136	Brass, copper and other metal foundries ... ..	96	...	...	...	1	...	...
Sheet, tube and wire making—								
140	Inadequately defined ... ..	63	...	...	...	...	...	...
Iron and steel—								
142	Tinplate and galvanised sheet making ... ..	8	...	...	...	...	...	...
143	Wrought iron, steel tube, metallic bedsteads, and tubular steel furniture making ... ..	95	...	...	...	...	...	...
144	Wire, n.e.i., wire-netting, wire rope and nail making ... ..	78	...	...	...	...	...	...
Non-ferrous—								
146	Lead mills ... ..	1	...	...	...	...	...	...
Iron and steel manufacture—								
150	Inadequately defined ... ..	27	...	...	...	1	...	...
151	Cutlery and small tools (not machine) making ... ..	42	...	...	...	1	...	...
152	Stove, grate and range making (including bath heaters) ... ..	92	...	...	...	...	...	...
153	Canister making ... ..	64	...	...	...	...	...	...
154	Tinplate and sheet-metal working, n.e.i. ... ..	281	...	...	...	...	...	...
155	Springmaking ... ..	20	...	...	...	...	...	...
156	Blacksmithing and drop forging ... ..	62	...	...	...	9	1	...
157	Iron and steel fabrication and welding ... ..	154	...	...	...	4	...	...
159	Iron and steel manufacture, n.e.i. ... ..	102	...	...	...	1	...	...
160	General engineering (including engineering undefined) ... ..	1,757	2	1	...	73	...	1
Machines and machinery manufacture and repair—								
170	Inadequately defined ... ..	23	...	...	...	3	...	...
171	Agricultural and earth moving machinery (including tractors) ... ..	216	...	...	...	...	...	...
172	Metalworking machines and appliances (including machine tools) ... ..	3	...	...	...	...	...	...
173	Refrigerators and freezing machines ... ..	160	...	...	...	12	...	...
174	Other domestic machinery ... ..	12	...	...	...	...	...	...
175	Stationary engines and power transmission equipment ... ..	2	...	...	...	...	...	...
179	Other ... ..	120	...	...	...	8	...	...
Metal goods, n.e.i.—								
180	Inadequately defined ... ..	2	...	...	...	...	...	...
182	Aluminium, hollow ware and other aluminium products... ..	5	...	...	...	...	...	...
183	Household and other fittings ... ..	17	...	...	...	...	...	...
189	Other metal goods ... ..	44	...	...	...	...	...	...
190	Munitions (including ordnance, small arms, ammunition, etc.) ... ..	62	...	...	...	...	...	...

According to Industry—Detailed Table—Table 7 (a)—continued.

Perth	Marginal	Carnarvon	Eastern Wheat Belt	Great Southern	Albany	Geraldton	Midland	Ex-Metro- politan	South West	Migratory Population	TOTAL	Code No.
...	...	...	...	...	...	1	...	5	...	...	100	110
...	...	...	...	...	...	...	...	...	...	...	11	111
...	...	...	...	1	...	...	...	2	...	...	175	112
...	...	...	1	6	...	1	...	5	...	...	162	113
...	...	...	1	1	2	7	...	41	11	...	321	114
...	...	...	...	...	...	...	...	1	...	...	31	115
...	...	...	...	...	...	...	...	...	...	...	2	116
...	...	...	20	15	4	5	...	180	20	...	466	117
...	...	...	...	...	...	...	...	1	...	...	209	118
...	...	...	...	...	...	...	...	5	...	...	163	120
...	...	...	...	...	2	...	...	5	5	...	121	121
...	...	...	...	...	...	...	...	...	...	...	1	122
...	...	...	1	...	...	...	...	...	...	...	53	123
...	...	...	...	...	...	...	...	...	...	...	2	125
5	...	...	2	1	2	...	1	1	1	...	15	126
...	...	...	...	...	...	...	...	1	...	...	12	129
5	...	...	25	24	10	14	1	247	37	...	1,844	
...	...	...	...	...	...	...	...	6	...	...	124	130
...	...	...	3	...	1	...	...	4	...	1	148	131
...	1	...	53	...	...	...	...	8	...	...	72	132
45	4	...	...	...	2	...	...	...	...	...	183	133
1	...	...	...	...	...	1	...	7	1	...	334	134
...	...	...	...	1	...	1	...	7	...	...	209	135
...	...	...	...	...	...	...	...	6	1	...	104	136
...	...	...	...	...	...	...	...	...	...	...	63	140
...	...	...	...	...	...	...	...	...	...	...	8	142
3	...	...	4	...	...	...	...	4	...	...	106	143
...	...	...	2	...	...	...	...	3	...	...	93	144
...	...	...	...	...	...	...	...	...	...	...	1	146
...	...	...	...	...	...	...	...	3	...	...	31	150
...	...	...	...	...	...	...	1	2	...	...	46	151
...	...	...	...	...	...	...	...	1	...	...	93	152
...	...	...	...	...	...	...	...	...	...	...	64	153
1	...	...	1	2	2	3	...	16	3	...	309	154
...	...	...	...	...	...	...	...	...	...	...	20	155
4	...	...	14	24	9	...	3	5	26	...	157	156
...	...	...	6	4	1	...	...	9	3	...	181	157
...	...	...	...	...	...	...	...	1	...	1	105	159
2	...	1	32	18	7	5	...	55	26	3	1,983	160
...	...	...	...	2	...	2	...	1	...	...	31	170
...	...	...	12	11	1	6	4	9	8	...	267	171
...	...	...	...	...	...	...	...	...	...	...	3	172
...	...	1	1	1	2	3	...	3	2	2	187	173
...	...	...	...	...	...	...	...	1	...	...	13	174
...	...	...	...	...	...	...	...	...	...	...	2	175
...	...	...	1	...	1	...	...	12	2	1	145	179
...	...	...	...	...	...	...	...	...	...	...	2	180
...	...	...	...	...	...	...	...	2	...	...	7	182
...	...	...	...	...	...	...	...	1	...	...	18	183
...	...	...	...	...	...	...	...	1	1	...	46	189
...	...	...	...	...	...	...	...	4	...	...	66	190

## Western Australia—Males in Regional Areas classified

Code No.	INDUSTRY	Metro-politan	East Kimberley	West Kimberley	North Central	Eastern Gold Field	Esperance	North West
200	Wireless, electrical machinery and apparatus, etc.— Inadequately defined ... ..	3	...	...	...	...	...	...
201	Accumulator and battery making ... ..	21	...	...	...	...	...	...
203	Wireless apparatus (including valves) making (excluding cabinets) ... ..	97	...	...	...	7	...	...
204	Telegraph and telephone instruments ... ..	3	...	...	...	...	...	...
209	Electrical machinery and apparatus, n.e.i. (not installation, supply or dealing), and electrical engineering (so described) ... ..	407	...	...	...	7	...	...
210	Ship and boat building and repairing and marine engineering	218	...	1	...	2	...	4
	<b>TOTAL SUB GROUP C.2</b> ... ..	<b>5,077</b>	<b>3</b>	<b>4</b>	<b>...</b>	<b>315</b>	<b>9</b>	<b>11</b>
	<b>Sub Group 3.—Manufacture, Assembly and Repair of Vehicles, Parts and Accessories :</b>							
220	Inadequately defined ... ..	96	...	...	...	3	...	...
221	Aircraft and aircraft parts ... ..	137	...	...	...	2	...	...
222	Railway locomotives and rolling stock and trams (including workshops) ... ..	2,444	...	...	...	51	4	...
	<b>Motor vehicles, parts and accessories—</b>							
223	Inadequately defined ... ..	20	...	...	...	...	...	...
224	Construction and assembly of motor vehicles and manufacture of parts and accessories ... ..	134	...	...	...	2	...	1
225	Motor body building, caravans and trailers ... ..	400	...	...	...	6	...	...
227	Bicycles, parts and accessories ... ..	138	...	...	...	2	...	...
229	Other ... ..	24	...	...	...	...	...	...
	<b>TOTAL SUB GROUP C.3</b> ... ..	<b>3,393</b>	<b>...</b>	<b>...</b>	<b>...</b>	<b>66</b>	<b>4</b>	<b>6</b>
	<b>Sub Group 4.—Manufacture of Textile and Fibrous Materials (not dress) :</b>							
230	Inadequately defined ... ..	24	...	...	...	...	1	...
	<b>Wool, cotton, silk and rayon mills—</b>							
232	Woolen and worsted mills (all processes) ... ..	20	...	...	...	...	...	...
233	Cotton mills (all processes) ... ..	3	...	...	...	...	...	...
235	Flax mills ... ..	5	...	...	...	...	...	...
236	Tents, tarpaulins and other canvas goods ... ..	28	...	...	...	...	...	...
237	Textile printing ... ..	2	...	...	...	...	...	...
	<b>Carpets, etc.—</b>							
243	Matting (not rubber) ... ..	20	...	...	...	...	...	...
	<b>Bags, rope, etc.—</b>							
245	Bags and sacks ... ..	1	...	...	...	...	...	...
246	Rope and cordage ... ..	26	...	...	...	...	...	...
249	Other ... ..	6	...	...	...	...	...	...
	<b>TOTAL SUB GROUP C.4</b> ... ..	<b>135</b>	<b>...</b>	<b>...</b>	<b>...</b>	<b>...</b>	<b>1</b>	<b>...</b>
	<b>Sub Group 5.—Manufacture of Clothing :</b>							
250	Inadequately defined ... ..	128	...	...	...	1	...	1
251	Tailoring, ready-made clothing, waterproofs and oilskin clothing ... ..	366	2	1	...	22	2	1
252	Dressmaking, millinery, embroidery and lace ... ..	41	...	...	...	1	...	...
253	Shirts, handkerchiefs, underclothing (not knitted), etc. ... ..	9	...	...	...	...	...	...
255	Hats and caps ... ..	6	...	...	...	...	...	...
256	Knitted goods and hosiery ... ..	20	...	...	...	...	...	...
259	Other ... ..	4	...	...	...	...	...	...
	<b>TOTAL SUB GROUP C.5</b> ... ..	<b>574</b>	<b>2</b>	<b>1</b>	<b>...</b>	<b>24</b>	<b>2</b>	<b>2</b>
	<b>Sub Group 6.—Boot and Shoemaking (other than Rubber), Accessories and Repairing :</b>							
261	Boot and shoe making (other than rubber) ... ..	380	...	...	...	3	1	...
263	Boot and shoe repairing (including bootmaker), so described	255	...	...	...	19	1	1
	<b>TOTAL SUB GROUP C.6</b> ... ..	<b>635</b>	<b>...</b>	<b>...</b>	<b>...</b>	<b>22</b>	<b>2</b>	<b>1</b>

according to Industry—Detailed Table—Table 7 (a)—continued.

Murchison	Marginal	Carnarvon	Eastern Wheat Belt	Great Southern	Albany	Geraldton	Midland	Ex-Metro- politan	South West	Migratory Population	TOTAL	Code No.
...	...	...	...	...	...	...	1	...	...	...	4	200
...	...	...	...	...	...	...	...	...	...	...	21	201
...	1	...	8	6	5	...	1	4	10	...	139	203
...	...	...	...	...	...	...	...	...	...	...	3	204
1	...	...	1	4	2	...	1	16	5	2	446	209
...	...	1	1	...	7	3	...	3	8	1	249	210
57	6	3	139	73	40	24	11	194	96	11	6,073	
...	...	...	...	2	...	...	...	4	4	...	109	220
...	...	...	...	...	...	7	...	7	1	...	159	221
6	2	...	72	40	8	32	3	192	57	...	2,911	222
...	...	...	...	...	...	...	...	...	...	...	20	223
...	...	...	...	...	...	...	...	3	...	...	140	224
...	1	...	4	3	3	3	...	6	11	...	437	225
...	...	...	5	1	1	...	...	4	1	...	152	227
...	...	...	...	...	...	...	...	...	...	...	24	229
6	3	...	81	46	12	42	3	216	74	...	3,952	
...	...	...	...	...	1	...	...	6	1	...	33	230
...	...	...	...	...	93	...	...	...	3	...	116	232
...	...	...	...	...	...	...	...	...	...	...	3	233
...	...	...	...	101	...	...	...	...	2	1	109	235
...	...	...	1	...	...	...	...	...	...	...	29	236
...	...	...	...	...	...	...	...	...	...	...	2	237
...	...	...	...	...	...	...	...	...	...	...	20	243
...	...	...	...	...	...	...	...	...	...	...	1	245
...	...	...	...	...	...	...	...	1	...	...	27	246
...	...	...	...	...	...	...	...	...	...	...	6	249
...	...	...	1	101	94	...	...	7	6	1	346	
...	...	...	2	1	...	...	...	8	...	...	141	250
1	...	1	12	9	7	1	...	10	29	1	465	251
...	...	...	...	...	...	...	...	...	...	...	42	252
...	...	...	...	...	...	...	...	...	...	...	9	253
...	...	...	...	...	...	1	...	...	...	...	7	255
...	...	...	...	...	...	...	...	1	2	...	23	256
...	...	...	...	...	...	...	...	...	1	...	5	259
1	...	1	14	10	7	2	...	19	32	1	692	
...	...	...	18	1	1	1	...	6	1	...	412	261
3	1	1	12	19	12	9	5	14	33	...	385	263
3	1	1	30	20	13	10	5	20	34	...	797	

## Western Australia—Males in Regional Areas classified

Code No.	INDUSTRY	Metro-politan	East Kimberley	West Kimberley	North Central	Eastern Gold Field	Esperance	North West
<b>Sub Group 7.—Manufacture of Food and Drink :</b>								
270	Inadequately defined ... ..	138	...	...	...	...	...	...
Meat and fish—								
280	Inadequately defined ... ..	224	236	...	...	3	2	22
281	Abattoirs ... ..	146	...	...	...	10	...	1
282	Meat freezing, preserving and canning ... ..	26	...	...	...	1	...	10
283	Bacon and ham ... ..	81	...	...	...	...	...	...
284	Smallgoods ... ..	33	...	...	...	3	...	...
289	Other meat and fish ... ..	21	...	...	...	2	...	...
Milk, butter and cheese and substitutes—								
290	Inadequately defined ... ..	22	...	...	...	...	...	...
291	Butter ... ..	17	...	...	...	...	...	...
292	Cheese ... ..	2	...	...	...	...	...	...
293	Dried, condensed and other milk products ... ..	20	...	...	...	...	...	...
294	Butterine and margarine ... ..	4	...	...	...	...	...	...
295	Ice cream ... ..	32	...	...	...	1	...	...
296	Pasteurising milk and cream... ..	2	...	...	...	...	...	...
Grain milling, cereal food, etc.—								
300	Inadequately defined ... ..	13	...	...	...	...	...	...
301	Flour and other grain milling ... ..	301	...	...	...	...	...	1
302	Cereal foods and starch ... ..	27	...	...	...	...	...	...
303	Bread, cakes and pastry ... ..	801	...	2	...	92	8	6
304	Biscuits ... ..	96	...	...	...	...	...	...
310	Confectionery (including cocoa and chocolate) ... ..	167	...	...	...	1	...	...
311	Sugar milling and refining ... ..	98	...	...	...	...	...	...
Jam, fruit and vegetable canning, etc., pickles, etc.—								
320	Inadequately defined ... ..	2	...	...	...	...	...	...
321	Jam making, fruit and vegetable canning ... ..	35	...	...	...	...	...	...
322	Fruit and vegetable drying ... ..	8	...	...	...	...	...	...
323	Pickles, sauces and vinegar ... ..	16	...	...	...	1	...	...
324	Condiments and spices ... ..	5	...	...	...	1	...	...
Other foods, n.e.i.—								
326	Grain threshing, chaff-cutting and hay-pressing ... ..	3	...	...	...	...	...	...
329	Other ... ..	48	...	...	...	...	...	...
Drink manufacture (including ice)—								
330	Inadequately defined ... ..	8	...	...	...	...	...	...
331	Ice (not ice cream) ... ..	64	...	...	...	6	...	1
332	Aerated waters and cordials ... ..	166	1	...	...	24	1	2
333	Brewing ... ..	560	...	...	...	52	...	...
334	Malting ... ..	34	...	...	...	...	...	...
335	Distilling ... ..	5	...	...	...	...	...	...
336	Wine making (not grape growing) ... ..	18	...	...	...	...	...	...
TOTAL SUB GROUP C.7		3,243	237	2	...	197	11	43
<b>Sub Group 8.—Tobacco Manufacture :</b>								
340	Tobacco, cigar and cigarette making ... ..	75	...	...	...	1	...	...
<b>Sub Group 9.—Manufacture of Furniture Fittings (not Metal), Woodworking, Basketware, etc. :</b>								
350	Inadequately defined ... ..	34	...	...	...	...	...	...
351	Sawmilling (town and country) ... ..	693	...	...	...	8	...	...
Furniture making, joinery, etc.—								
353	Cabinet and furniture making, n.e.i. ... ..	1,161	...	...	...	11	...	...
354	House and shop fittings, n.e.i. (including signwriting) ... ..	88	...	...	...	4	2	...
355	Joinery, sash and door making ... ..	118	...	...	...	1	...	...
356	Plywood making ... ..	33	...	...	...	...	...	...
357	Fibre and pulp wall and ceiling board (not fibrous plaster or cement) ... ..	1	...	...	...	...	...	...
358	Wood turning and carving ... ..	8	...	...	...	...	...	...
359	Wooden boxes and cases ... ..	205	...	...	...	...	...	...
360	Coopering ... ..	16	1	...	...	...	...	...
361	Basket and wickerware ... ..	56	...	...	...	1	...	...
Bedding and furnishing drapery making—								
363	Bedding and mattress, n.e.i. ... ..	33	...	...	...	...	...	...
364	Other ... ..	13	...	...	...	...	...	...
369	Other ... ..	8	...	...	...	...	...	...
TOTAL SUB GROUP C.9		2,467	1	...	...	25	2	...

according to Industry—Detailed Table—Table 7 (a)—continued.

Murchison	Marginal	Carnarvon	Eastern Wheat Belt	Great Southern	Albany	Geraldton	Midland	Ex Metropolitan	South West	Migratory Population	TOTAL	Code No.
...	...	...	2	...	6	7	...	10	36	...	199	270
...	...	...	4	1	31	2	...	41	2	...	568	280
3	...	...	1	...	4	...	...	19	4	...	188	281
...	...	...	...	...	21	...	...	3	...	...	61	282
...	...	...	...	...	...	...	...	48	1	...	130	283
...	...	...	...	...	...	...	...	1	...	...	37	284
...	...	2	...	...	34	7	...	2	2	...	70	289
...	...	...	...	2	...	2	...	1	35	1	63	290
...	...	...	...	4	12	...	...	9	90	...	132	291
...	...	...	...	...	...	...	...	3	34	...	39	292
...	...	...	...	...	...	...	...	...	68	...	88	293
...	...	...	...	...	...	...	...	...	...	...	4	294
...	...	...	...	...	...	...	...	...	...	...	33	295
...	...	...	...	1	...	...	...	...	...	...	3	296
...	...	...	...	...	...	...	...	...	...	...	13	300
...	...	...	143	77	...	33	...	7	...	2	564	301
...	...	...	...	...	...	...	...	13	1	1	42	302
11	4	3	80	67	30	31	15	59	126	2	1,337	303
...	...	...	1	...	...	...	...	9	...	...	106	304
...	...	...	...	2	...	...	...	7	...	...	177	310
...	...	...	...	...	...	...	...	1	3	...	102	311
...	...	...	...	...	...	...	...	...	19	...	21	320
...	...	...	...	...	1	...	...	9	3	...	48	321
...	...	...	...	...	9	...	...	20	4	...	41	322
...	...	...	...	...	...	...	...	...	...	...	17	323
...	...	...	...	...	...	...	...	...	...	...	6	324
...	...	...	29	2	...	...	...	...	...	...	34	326
...	...	...	...	...	...	...	...	2	...	...	50	329
...	...	...	...	...	...	...	...	...	...	...	8	330
3	...	...	4	1	...	12	...	1	2	...	94	331
3	...	2	11	8	6	7	...	5	15	...	251	332
...	...	...	28	2	1	14	...	5	1	...	663	333
...	...	...	...	...	...	...	...	...	...	...	34	334
...	...	...	...	...	...	...	...	...	...	...	5	335
...	...	...	1	...	...	...	...	5	1	...	25	336
20	4	7	304	167	155	115	15	280	447	6	5,253	
...	...	...	...	...	...	...	...	...	7	...	83	340
...	...	...	...	...	2	...	...	2	33	...	71	350
...	...	...	37	261	44	3	32	210	1,517	2	2,807	351
...	...	...	...	...	...	...	...	...	...	...	...	...
1	...	...	3	8	9	6	...	28	24	...	1,251	353
...	...	1	4	4	...	3	...	4	...	...	110	354
...	...	...	...	3	2	...	...	4	4	...	132	355
...	...	...	...	...	...	...	...	8	...	...	41	356
...	...	...	...	...	...	...	...	...	...	...	1	357
...	...	...	...	1	...	...	...	...	...	...	9	358
...	...	...	...	...	2	1	...	19	13	...	242	359
...	...	...	...	...	1	...	...	1	...	...	19	360
...	...	...	...	...	...	...	...	1	...	...	58	361
...	...	...	...	...	...	...	...	...	...	...	33	363
...	...	...	...	...	...	...	...	...	...	...	13	364
...	...	...	...	...	...	...	...	...	9	...	17	369
1	...	1	44	277	60	13	34	277	1,600	2	4,804	

## Western Australia—Males in Regional Areas classified

Code No.	INDUSTRY	Metro-politan	East Kimberley	West Kimberley	North Central	Eastern Gold Field	Esperance	North West
<b>Sub Group 10.—Paper Printing, Bookbinding and Photography :</b>								
370	Inadequately defined ... ..	2	...	...	...	...	...	...
371	Pulp and paper making ... ..	17	...	...	...	...	...	...
Paper article making—								
373	Paper bag making ... ..	19	...	...	...	...	...	...
374	Cardboard box and carton, paper container making ... ..	7	...	...	...	...	...	...
375	Stationery and paper product, n.e.i. ... ..	29	...	...	...	...	...	...
376	Cigarette paper processing ... ..	2	...	...	...	...	...	...
Printing and publishing—								
380	Inadequately defined ... ..	774	...	...	...	39	1	...
381	Printing and publication of newspapers and periodicals ... ..	604	...	...	...	31	1	1
382	Job and general printing ... ..	110	...	...	...	3	...	...
383	Bookbinding ... ..	7	...	...	...	...	...	...
384	Lithography and photography ... ..	2	...	...	...	...	...	...
385	Other ... ..	46	...	...	...	...	...	...
386	Photographic goods and photo-lithography ... ..	115	...	...	...	4	1	...
389	Other ... ..	13	...	...	...	...	...	...
TOTAL SUB GROUP C.10 ... ..		1,747	...	...	...	77	3	1
<b>Sub Group 11.—Manufacture of Paints, Non-Mineral Oils, Grease :</b>								
391	Paints and colours, varnish ... ..	38	...	...	...	...	...	...
392	Vegetable oils, essences and extracts ... ..	30	...	...	...	...	...	...
393	Matches ... ..	16	...	...	...	...	...	...
394	Soap and candles ... ..	70	...	...	...	...	...	...
395	Boiling down, tallow melting and refining, bone crushing and grit making, gut making ... ..	5	...	...	...	...	...	...
TOTAL SUB-GROUP C.11 ... ..		159	...	...	...	...	...	...
<b>Sub Group 12.—Manufacture of Chemicals, Dyes, etc. :</b>								
400	Inadequately defined ... ..	55	...	...	...	...	...	...
401	Drugs and patent medicines ... ..	72	...	...	...	...	...	...
402	Chemical fertilizers manufacture and mixing ... ..	417	...	...	...	...	...	...
403	Industrial and heavy chemicals and acids ... ..	84	...	...	...	3	4	...
404	Cosmetics ... ..	6	...	...	...	...	...	...
409	Other ... ..	9	...	...	...	1	...	...
TOTAL SUB GROUP C.12 ... ..		643	...	...	...	4	4	...
<b>Sub Group 14.—Jewellery, Watchmaking, Electroplating, and Minting :</b>								
421	Jewellery and watchmaking (including repairing) ... ..	147	...	...	...	12	1	...
422	Electroplate ware and electroplating ... ..	84	...	...	...	2	...	...
423	Minting ... ..	59	...	...	...	...	...	...
TOTAL SUB GROUP C.14 ... ..		290	...	...	...	14	1	...
<b>Sub Group 15.—Preparation of Skins and Leather, Manufacture of Goods of Leather or Leather Substitutes (not Clothing or Footwear) :</b>								
430	Inadequately defined ... ..	16	...	...	...	...	...	...
431	Furriers and fur dressing ... ..	16	...	...	...	1	...	...
432	Fellmongering ... ..	163	...	...	...	...	...	...
433	Tanning, currying and leather dressing ... ..	173	...	...	...	...	...	...
434	Saddlery, harness and whips ... ..	42	1	1	...	5	...	2
435	Bags, trunks and other goods of leather and leather substitutes (not clothing or footwear) ... ..	70	...	...	...	...	...	...
439	Other ... ..	...	...	...	...	...	...	...
TOTAL SUB GROUP C.15 ... ..		480	1	1	...	6	...	2
<b>Sub Group 16.—Manufacture of Rubber Goods :</b>								
440	Inadequately defined ... ..	37	...	...	...	2	...	...
441	Rubber tyres and tubes ... ..	12	...	...	...	...	...	...
443	Rubber goods, n.e.i. (not clothing) ... ..	2	...	...	...	...	...	...
444	Vulcanizing and tyre retreading ... ..	86	...	...	...	...	...	...
TOTAL SUB GROUP C.16 ... ..		137	...	...	...	2	...	...

according to Industry—Detailed Table—Table 7 (a)—continued.

Murchison	Marginal	Carnarvon	Eastern Wheat Belt	Great Southern	Albany	Geraldton	Midland	Ex-Metro- politan	South West	Migratory Population	TOTAL	Code No.
...	...	...	...	...	...	...	...	...	...	...	2	370
...	...	...	...	...	...	...	...	1	...	...	18	371
...	...	...	...	...	...	...	...	1	...	...	20	373
...	...	...	...	...	...	...	...	...	...	...	7	374
...	...	...	...	...	...	...	...	2	...	...	31	375
...	...	...	...	...	...	...	...	...	...	...	2	376
...	...	1	18	17	10	12	3	19	27	2	923	380
...	...	2	6	8	6	9	...	27	17	2	714	381
...	...	...	...	...	...	...	...	1	1	...	115	382
...	...	...	...	...	...	...	...	...	...	...	7	383
...	...	...	...	...	...	...	...	...	...	...	2	384
...	...	...	...	1	...	...	...	1	...	...	48	385
...	...	...	1	4	3	3	...	4	9	...	144	386
...	...	...	...	...	...	...	...	...	...	...	13	389
...	...	3	25	30	19	24	3	56	54	4	2,046	
...	...	...	...	...	...	...	...	2	...	1	41	391
...	...	...	...	...	...	1	...	...	1	...	32	392
...	...	...	...	...	...	...	...	...	...	...	16	393
...	...	...	...	...	...	...	...	...	...	...	70	394
...	...	...	...	...	...	...	...	...	...	...	5	395
...	...	...	...	...	...	1	...	2	1	1	164	
...	...	...	69	...	...	...	1	2	4	...	131	400
...	...	...	...	...	...	...	...	2	...	...	74	401
...	...	...	2	...	...	58	...	6	98	...	581	402
16	...	...	7	132	...	...	...	3	1	1	251	403
...	...	...	...	...	...	...	...	...	...	1	7	404
...	...	...	...	...	...	...	...	...	...	...	10	409
16	...	...	78	132	...	58	1	13	103	2	1,054	
...	...	...	3	3	1	3	...	5	8	...	183	421
...	...	...	...	...	...	...	...	2	2	...	90	422
...	...	...	...	...	...	...	...	4	...	...	53	423
...	...	...	3	3	1	3	...	11	10	...	336	
...	...	...	...	...	...	...	...	...	...	...	16	430
...	...	...	...	...	...	...	...	35	...	...	17	431
...	...	...	...	...	...	...	...	...	...	...	198	432
...	...	...	...	...	...	...	...	1	...	1	175	433
1	...	3	6	3	2	8	2	1	4	...	81	434
...	...	...	...	...	...	...	...	1	...	...	71	435
...	...	...	...	...	1	...	...	...	...	...	1	439
1	...	3	6	3	3	8	2	38	4	1	559	
...	...	...	...	1	...	...	...	1	...	1	42	440
...	1	...	...	...	...	2	...	...	...	...	15	441
...	...	...	...	...	...	...	...	...	...	...	2	443
...	...	...	4	3	1	5	...	1	5	...	105	444
...	1	...	4	4	1	7	...	2	5	1	164	



## Western Australia—Males in Regional Areas classified

Code No.	INDUSTRY	Metro-politan	East Kimberley	West Kimberley	North Central	Eastern Gold Field	Esperance	North-West
<b>Sub Group 17.—Manufacture of Musical, Surgical and Scientific Instruments and Apparatus :</b>								
450	Musical, surgical and scientific instruments and apparatus ...	152	...	1	...	5	1	...
<b>Sub Group 18.—Manufacture of Plastic Products :</b>								
460	Plastic products ... ..	21	...	...	...	...	...	...
<b>Sub Group 19.—Other Manufacture :</b>								
471	Toys, games and sport requisites (excluding billiard tables)...	41	...	...	...	...	...	...
472	Buttons and buckles ... ..	1	...	...	...	...	...	...
473	Brooms and brushes ... ..	48	...	...	...	...	...	...
474	Artificial flowers ... ..	2	...	...	...	...	...	...
476	Power alcohol distillation ... ..	2	...	...	...	...	...	...
479	Other ... ..	48	...	...	...	...	...	1
	TOTAL SUB GROUP C.19 ... ..	142	...	...	...	...	...	1
<b>Sub Group 20.—Gas and Electricity :</b>								
480	Gas ... ..	257	...	...	...	...	...	...
481	Electricity ... ..	663	...	1	...	128	5	3
	TOTAL SUB GROUP C.20 ... ..	920	...	1	...	128	5	3
	TOTAL GROUP C ... ..	22,025	244	10	...	914	45	71
<b>GROUP D.—BUILDING AND CONSTRUCTION.</b>								
500	Inadequately defined ... ..	6	...	2	...	...	...	...
510	Sub Group 1.—Construction and Repair of Buildings ... ..	5,173	9	3	...	242	19	51
<b>Sub Group 2.—Construction Work and Maintenance (other than Buildings :</b>								
520	Inadequately defined ... ..	981	15	12	...	90	4	23
521	Roads and bridges ... ..	580	12	18	...	76	10	47
522	Rail and tramways and works ... ..	394	...	...	...	230	42	10
523	Harbour and river works, wharves and docks ... ..	229	1	...	...	...	...	4
524	Hydro-electric power works and electric transmission lines...	171	...	...	...	11	...	...
525	Telegraph and telephone lines ... ..	250	1	1	...	18	...	14
<b>Water supply, sewerage, drainage and irrigation—</b>								
526	Inadequately defined ... ..	200	...	...	...	6	...	...
527	Water conservation supply and maintenance ... ..	298	4	...	...	72	4	1
528	Sewerage ... ..	95	...	...	...	...	...	...
529	Irrigation works ... ..	27	...	...	...	...	...	...
530	Dam making and well sinking ... ..	41	2	1	...	3	1	...
531	Land drainage and swamp reclamation ... ..	2	...	...	...	...	...	...
532	Aerodrome construction and maintenance ... ..	16	3	2	...	5	...	10
539	Other ... ..	...	...	...	...	...	...	...
	TOTAL SUB GROUP D.2 ... ..	3,283	38	34	...	511	61	109
	TOTAL GROUP D ... ..	8,462	47	39	...	753	80	160
<b>GROUP E.—TRANSPORT AND STORAGE.</b>								
540	Inadequately defined ... ..	136	1	...	...	6	...	5
<b>Sub Group 1.—Road Transport and Storage :</b>								
550	Inadequately defined ... ..	71	...	...	...	...	...	8
551	Motor engineering ... ..	944	...	1	...	50	2	9
552	Motor garages (so described) ... ..	397	...	3	...	42	5	6
553	Petrol selling, car parking and towing service ... ..	113	...	...	...	10	4	...
554	Taxi and hire car service ... ..	302	1	...	...	32	1	...
555	Carrying and cartage service (including mail contracting) ... ..	841	5	7	1	110	8	11
556	Tramway service (includingrolley bus) ... ..	744	...	...	...	36	...	...
557	Motor bus and car service ... ..	457	...	...	...	4	...	...
558	Other road service (including livery stables) ... ..	24	...	...	...	1	...	...
559	Storage ... ..	50	...	...	...	...	...	...
	TOTAL SUB GROUP E.1 ... ..	3,943	6	11	1	285	20	34

according to Industry—Detailed Table—Table 7 (a)—continued.

Murchison	Marginal	Carnarvon	Eastern Wheat Belt	Great Southern	Albany	Geraldton	Midland	Ex Metro- politan	South West	Migratory Population	TOTAL	Code No.
1	1	...	3	...	1	1	...	4	6	...	176	450
...	...	...	...	...	...	...	...	1	...	...	22	460
...	...	...	...	...	...	...	...	...	...	...	41	471
...	...	...	...	...	...	...	...	...	...	...	1	472
...	...	...	...	...	...	...	...	...	...	...	48	473
...	...	...	...	...	...	...	...	...	...	...	2	474
...	...	...	...	1	...	...	...	1	4	...	6	476
...	...	...	...	...	...	...	...	1	1	...	52	479
...	...	...	...	1	...	...	...	1	5	...	150	
...	...	...	...	...	6	6	...	4	...	...	273	480
11	2	3	38	31	11	18	6	16	59	...	995	481
11	2	3	38	31	17	24	6	20	59	...	1,268	
122	18	22	795	924	433	348	81	1,418	2,586	30	30,086	
...	...	...	...	...	...	...	...	...	...	...	8	500
21	21	18	157	188	122	107	47	288	432	7	6,905	510
13	2	16	63	48	24	43	7	73	154	...	1,568	520
35	39	28	204	250	91	90	87	152	279	2	2,000	521
69	36	...	203	237	58	118	80	70	204	3	1,754	522
...	...	3	...	...	...	...	...	10	25	...	272	523
...	...	...	...	1	...	3	...	23	5	...	215	524
9	6	6	49	76	15	24	29	20	61	2	581	525
...	...	2	...	...	...	2	...	16	2	...	228	526
7	66	...	150	8	10	16	1	61	14	...	712	527
...	...	...	2	...	...	...	...	1	...	...	98	528
...	...	...	1	...	...	...	...	2	68	...	98	529
1	...	2	14	11	2	6	2	33	231	...	350	530
...	...	...	...	...	...	...	...	1	5	...	8	531
...	...	2	...	...	1	3	...	...	3	1	45	532
...	...	...	...	2	...	...	...	...	...	...	2	539
134	149	59	686	633	201	305	207	462	1,051	8	7,931	
155	170	77	843	821	323	412	254	750	1,483	15	14,844	
1	...	2	...	...	5	1	1	8	6	...	172	540
...	...	2	2	10	5	1	1	9	8	...	117	550
4	4	5	73	91	35	33	17	44	140	...	1,452	551
20	3	6	64	85	38	37	21	38	113	3	881	552
...	2	1	11	12	1	4	4	8	15	...	185	553
2	1	3	8	...	8	7	2	5	19	1	392	554
44	16	25	112	146	49	51	31	112	226	...	1,795	555
...	1	...	1	1	...	1	...	10	1	...	795	556
2	1	2	25	44	14	9	12	62	36	...	668	557
...	...	...	...	...	...	...	...	3	1	...	29	558
...	...	...	...	...	4	1	...	2	5	...	62	559
72	28	44	296	389	154	144	88	293	564	4	6,376	

## Western Australia—Males in Regional Areas classified

Code No.	INDUSTRY	Metro-politan	East Kimberley	West Kimberley	North Central	Eastern Gold Field	Esperance	North West
<b>Sub Group 2.—Ship ing.</b>								
560	Inadequately defined ... ..	341	...	5	...	...	...	7
561	Ferry and harbour service (including tugs, barges and lighters) ... ..	65	...	...	...	...	...	1
562	Coastwise and oversea shipping ... ..	382	1	1	...	...	...	2
563	Boat hiring ... ..	8	...	...	...	...	...	...
564	Lighthouses and beacons ... ..	37	...	...	...	...	...	3
569	Other ... ..	2	...	...	...	...	...	...
	TOTAL SUB GROUP E.2 ... ..	835	1	6	...	...	...	1
<b>Sub Group 3.—Loading and discharging vessels :</b>								
570	Loading and discharging vessels ... ..	1,382	...	2	...	...	1	6
<b>Sub Group 4.—Rail and Air Transport :</b>								
580	Rail service ... ..	2,836	...	...	...	434	36	7
581	Air transport ... ..	178	3	...	...	5	1	16
	TOTAL SUB GROUP E.4 ... ..	3,014	3	...	...	439	37	23
	TOTAL GROUP E ... ..	9,310	11	19	1	730	58	81
<b>GROUP F.—COMMUNICATION.</b>								
590	Inadequately defined ... ..	1	...	...	...	...	...	...
591	Post, telegraph and telephone service ... ..	1,519	4	3	1	95	10	19
592	Wireless communication (not broadcasting cable service) ... ..	44	2	...	...	...	1	5
	TOTAL GROUP F ... ..	1,564	6	3	1	95	11	24
<b>GROUP G.—FINANCE AND PROPERTY.</b>								
<b>Sub Group 1.—Banking :</b>								
600	Banking ... ..	1,123	...	...	...	58	6	2
<b>Sub Group 2.—Insurance :</b>								
611	Insurance (including life assurance) ... ..	852	...	...	...	36	5	...
612	Friendly and benefit societies ... ..	21	...	...	...	4	...	...
619	Other ... ..	5	...	...	...	...	...	...
	TOTAL SUB GROUP G.2 ... ..	878	...	...	...	40	5	...
<b>Sub Group 3.—Other Offices, Agencies, etc.</b>								
620	Inadequately defined ... ..	13	...	...	...	...	...	...
621	House and estate agencies, valuing and auctioneering (excluding stock and stations) ... ..	240	...	...	...	12	3	1
622	Building companies and societies ... ..	10	...	...	...	...	...	...
823	Moneylending and pawnbroking ... ..	18	...	...	...	...	...	...
624	Cash order and hire purchase ... ..	5	...	...	...	1	...	...
625	Stock and share broking ... ..	22	...	...	...	1	...	...
626	Trustee companies ... ..	66	...	...	...	...	...	1
629	Other ... ..	206	1	2	...	12	1	4
	TOTAL SUB GROUP G.3 ... ..	580	1	2	...	26	4	6
	TOTAL GROUP G ... ..	2,581	1	2	...	124	15	8
<b>GROUP H.—COMMERCE.</b>								
640	Inadequately defined ... ..	194	...	...	...	4	...	3
<b>Sub Group 1.—Wholesale Trade (other than Livestock and Primary Produce Dealing, etc. :</b>								
650	Inadequately defined ... ..	845	...	...	...	35	...	4
651	Softgoods, etc., warehouses ... ..	280	...	...	...	4	1	...
652	Groceries ... ..	394	...	...	...	22	...	...
653	Meat, fish, dairy products ... ..	349	...	...	...	13	...	...
654	Fresh fruit and vegetables ... ..	205	...	...	...	5	...	...
655	Timber and other building materials ... ..	279	...	...	...	24	...	...
656	Fuel ... ..	1,057	...	1	...	264	11	5
657	Motor vehicles and accessories ... ..	377	...	...	...	12	...	...
658	Other ... ..	1,548	...	1	...	57	1	4
	TOTAL SUB GROUP H.1 ... ..	5,334	...	2	...	436	13	13

according to Industry—Detailed Table—Table 7 (a)—continued.

Murchison	Marginal	Carnarvon	Eastern Wheat Belt	Great Southern	Albany	Geraldton	Midland	Ex-Metro- politan	South West	Migratory Population	TOTAL	Code No.
1	...	...	...	...	...	...	...	7	13	3	377	560
...	...	2	1	...	2	3	...	2	1	...	77	561
...	...	1	...	1	7	8	...	14	8	1,929	2,354	562
...	...	...	...	...	...	...	...	1	3	...	12	563
...	...	3	...	...	4	5	...	4	6	1	63	564
...	...	...	...	...	...	...	...	1	...	...	3	569
1	...	6	1	1	13	16	...	29	31	1,933	2,886	
...	...	14	...	...	46	85	...	33	191	...	1,760	570
69	36	1	621	381	109	254	49	173	681	27	5,714	580
...	...	1	1	...	...	5	...	8	3	1	222	581
69	36	2	622	381	109	259	49	181	684	28	5,936	
143	64	68	919	771	327	505	138	544	1,476	1,965	17,130	
...	...	...	3	...	...	...	...	...	...	...	4	590
21	8	9	95	90	34	51	27	67	120	...	2,173	591
...	...	...	...	...	...	4	...	...	2	1	59	592
21	8	9	98	90	34	55	27	67	122	1	2,236	
17	3	3	135	163	48	57	26	39	133	2	1,815	600
3	1	...	13	11	6	17	...	29	88	1	1,012	611
1	...	...	...	...	...	...	...	...	...	...	26	612
...	...	...	...	...	...	...	...	...	...	...	5	619
4	1	...	13	11	6	17	...	29	38	1	1,043	
...	...	...	..	...	...	...	...	...	...	...	13	620
1	...	...	2	5	5	1	...	15	12	1	298	621
...	...	...	...	...	...	...	...	...	...	...	10	622
...	...	...	...	...	...	...	...	...	...	...	18	623
...	...	...	...	...	...	...	...	...	...	...	6	624
...	...	...	1	1	...	...	...	...	...	...	25	625
...	...	...	2	...	1	2	...	3	...	...	75	626
4	1	...	25	28	11	12	1	6	14	...	328	629
5	1	...	30	34	17	15	1	24	26	1	773	
26	5	3	178	208	71	89	27	92	197	4	3,631	
...	...	4	2	5	3	4	...	5	2	...	226	640
...	2	6	19	27	13	12	2	26	12	4	1,007	650
...	...	...	...	2	...	1	...	5	1	1	295	651
...	...	...	2	...	5	7	...	7	...	1	438	652
...	...	5	3	6	9	2	1	32	11	...	431	653
...	...	...	...	...	12	11	...	6	17	1	257	654
...	...	...	2	5	5	2	1	10	13	2	343	655
4	4	...	94	52	21	32	14	95	45	2	1,701	656
1	...	1	7	8	2	6	1	12	13	4	444	657
1	...	2	16	19	7	10	1	61	20	3	1,751	658
6	6	14	143	119	74	83	20	254	132	18	6,667	

## Western Australia—Males in Regional Areas classified

Code No.	INDUSTRY	Metro-politan	East Kimberley	West Kimberley	North Central	Eastern Gold Field	Esperance	North West
660	<b>Sub Group 2.—Livestock and Primary Produce Dealing :</b> Wool, skin and produce (other than dairy) dealing and stock and station agencies (so described) ... ..	1,218	...	2	...	21	...	4
670	<b>Sub Group 3.—Retail Trade :</b> Inadequately defined ... ..	639	3	1	...	37	5	6
	Department, general, clothing, hardware, etc., stores—							
672	Department and general stores ... ..	569	5	1	...	21	4	22
673	Drapery, clothing and footwear ... ..	696	...	...	...	67	7	...
674	Crockery and hardware ... ..	422	2	...	...	20	1	...
675	Electrical appliances and radio ... ..	164	...	...	...	4	3	...
679	Other ... ..	...	...	...	...	...	...	...
	Food stores—							
680	Inadequately defined ... ..	17	...	...	...	...	...	...
681	Butchers meat ... ..	907	2	2	...	102	13	6
682	Milk, dairy products and small goods ... ..	476	...	...	...	18	...	1
683	Bread, cakes and pastry ... ..	86	...	...	...	6	1	...
684	Fresh fruit and vegetables ... ..	372	...	...	...	50	4	...
685	Groceries ... ..	1,405	2	6	1	216	18	19
689	Other ... ..	194	...	...	...	9	...	1
690	Hawking and street selling (undefined) ... ..	9	...	...	...	1	...	...
	Other retail shops and dealings—							
691	Inadequately defined ... ..	6	...	...	...	...	...	...
692	Drugs and chemicals ... ..	239	...	...	...	21	1	...
693	Books, newspapers, paper and stationery ... ..	235	...	...	...	12	4	...
694	Furniture, furnishings and floor coverings ... ..	194	...	...	...	17	1	...
695	Jewellery and watches ... ..	112	...	...	...	7	...	1
696	Tobacco, cigarettes and smokers' requisites ... ..	44	...	...	...	11	3	...
697	Sporting goods, games, toys, etc. ... ..	33	...	...	...	3	...	...
698	Leather goods ... ..	10	...	...	...	...	...	...
699	Other ... ..	251	...	...	...	25	2	...
	TOTAL SUB GROUP H.3 ... ..	7,080	14	10	1	647	67	56
	TOTAL GROUP H ... ..	13,826	14	14	1	1,108	80	76
	<b>GROUP I.—PUBLIC AUTHORITY (n.e.i.) AND PROFESSIONAL ACTIVITIES.</b>							
	<b>Sub Group 1.—Public Authority Activities, n.e.i. :</b>							
700	Commonwealth, State and semi-government activities, n.e.i. ... ..	3,506	7	7	1	109	3	45
701	Local government activities, n.e.i. ... ..	183	2	...	1	30	5	6
702	Consular agencies and legations ... ..	12	...	...	...	...	...	...
	TOTAL SUB GROUP I.1 ... ..	3,701	9	7	2	139	8	51
	<b>Sub Group 2.—Defence : Enlisted Personnel :</b>							
710	Inadequately defined ... ..	7	...	...	...	...	...	...
711	Army ... ..	783	...	10	...	9	1	...
712	Navy ... ..	310	...	...	...	4	1	2
713	Air Force ... ..	280	4	...	...	4	...	32
714	Other ... ..	23	...	...	...	...	...	...
	TOTAL SUB GROUP I.2 ... ..	1,403	4	10	...	17	2	34
	<b>Sub Group 3.—Defence : Civilian Employees :</b>							
720	Inadequately defined ... ..	20	...	...	...	...	...	...
721	Army ... ..	165	...	...	...	...	...	...
722	Navy ... ..	239	...	...	...	...	...	...
723	Air Force ... ..	89	...	...	...	1	...	...
729	Other ... ..	5	...	...	...	...	...	...
	TOTAL SUB GROUP I.3 ... ..	518	...	...	...	1	...	...
	<b>Sub Group 4.—Law, Order and Public Safety :</b>							
731	Police ... ..	402	6	4	1	50	6	14
732	Prisons and reformatory institutions (not industrial schools), excluding inmates ... ..	57	...	...	...	...	...	2
733	Legal profession (private practice) ... ..	191	...	...	...	9	...	...
734	Fire brigades ... ..	173	...	...	...	22	...	...
739	Other ... ..	...	...	...	...	...	...	...
	TOTAL SUB GROUP I.4 ... ..	823	6	4	1	81	6	16

according to Industry—Detailed Table—Table 7 (a)—continued.

Murchison	Marginal	Carnarvon	Eastern Wheat Belt	Great Southern	Albany	Geraldton	Midland	Ex-Metro- politan	South West	Migratory Population	TOTAL	Code No.
1	1	11	116	128	17	59	28	56	94	2	1,758	660
1	4	2	26	49	21	27	11	34	61	...	927	670
1	4	...	44	85	44	22	19	42	104	3	990	672
7	1	2	37	34	17	21	3	18	70	...	980	673
4	1	...	29	25	11	16	4	13	25	...	573	674
...	...	1	5	5	2	8	...	6	13	...	211	675
...	...	...	1	...	...	...	...	...	...	...	1	679
...	...	...	...	...	2	...	...	...	1	...	20	680
21	8	4	84	98	44	34	18	90	177	...	1,610	681
3	1	1	6	5	2	3	...	11	27	1	555	682
...	...	...	2	1	3	1	...	5	11	...	116	683
5	3	...	31	14	8	16	1	20	32	1	557	684
40	19	6	160	178	70	79	40	143	309	1	2,712	685
1	...	...	8	4	2	3	...	5	7	...	234	689
...	...	...	1	...	...	...	...	...	...	...	11	690
...	...	...	1	7	...	...	...	1	...	...	15	691
2	1	1	13	13	7	11	2	6	26	...	343	692
5	1	1	16	13	8	7	4	9	22	...	337	693
2	...	...	7	5	6	3	...	1	12	...	248	694
...	...	...	2	3	5	3	...	3	5	...	141	695
2	...	...	5	...	...	1	...	1	1	...	68	696
...	...	...	1	...	...	...	...	...	1	...	38	697
...	3	...	1	...	...	...	...	...	...	...	14	698
...	...	2	2	1	1	8	1	5	14	...	312	699
94	46	20	482	540	253	263	103	413	918	6	11,013	
101	53	49	743	792	347	409	151	728	1,146	26	19,664	
16	5	23	44	37	31	32	15	177	98	11	4,167	700
4	2	2	31	41	14	12	13	20	43	...	409	701
...	...	...	...	...	...	...	...	1	...	2	15	702
20	7	25	75	78	45	44	28	198	141	13	4,591	
...	...	...	...	...	...	...	...	...	...	...	7	710
2	...	...	52	34	6	5	...	64	17	32	1,015	711
...	...	...	2	2	2	2	2	34	20	183	564	712
...	...	3	20	2	1	9	...	114	10	10	489	713
...	...	...	...	...	...	...	...	...	...	11	34	714
2	...	3	74	38	9	16	2	212	47	236	2,109	
...	...	...	...	...	...	...	...	1	1	...	22	720
...	...	...	20	...	...	...	...	7	...	...	192	721
...	...	...	...	...	...	...	...	94	...	...	333	722
...	...	...	77	...	4	6	1	11	2	...	191	723
...	...	...	...	...	...	...	...	...	...	...	5	729
...	...	...	97	...	4	6	1	113	3	...	743	
10	4	5	31	33	12	24	7	8	39	...	656	731
...	...	...	...	1	4	...	...	14	...	...	78	732
...	...	1	4	6	3	2	...	5	11	2	234	733
...	...	...	5	...	3	3	...	2	8	...	216	734
...	...	...	...	...	...	...	...	...	1	...	1	739
10	4	6	40	40	22	29	7	29	59	2	1,185	

## Western Australia—Males in Regional Areas classified

Code No.	INDUSTRY	Metro-politan	East Kimberley	West Kimberley	North Central	Eastern Gold Field	Esperance	North West
<b>Sub Group 5.—Religion and Social Welfare :</b>								
741	Social service and welfare organisations (not governmental)	41	...	...	...	2	...	1
742	Religion ... ..	299	1	3	1	21	3	8
743	Missions for Aborigines (staff only) ... ..	1	10	5	1	4	...	21
744	Benevolent institutions (other than hospitals), excluding inmates ... ..	83	...	...	...	1	...	...
749	Other ... ..	3	...	...	...	...	...	...
TOTAL SUB GROUP I.5		427	11	8	2	28	3	25
<b>Sub Group 6.—Health, Hospitals, etc. :</b>								
750	Inadequately defined ... ..	31	...	...	...	4	...	...
751	Hospitals (excluding inmates)— Inadequately defined ... ..	134	...	1	...	4	1	1
752	Public hospitals (other than mental) ... ..	404	2	1	...	14	3	6
753	Mental hospitals ... ..	218	...	...	...	...	...	...
754	Private hospitals (other than mental) ... ..	14	...	...	...	...	...	...
755	Medicine (private practice) ... ..	188	1	...	...	12	3	...
756	Dentistry (private practice) ... ..	260	...	1	...	17	1	...
757	Veterinary surgery (private practice) ... ..	15	...	...	...	...	...	...
758	Bush nursing ... ..	...	...	...	...	...	...	...
769	Other ... ..	82	1	...	...	2	1	1
TOTAL SUB GROUP I.6		1,346	4	3	...	53	9	8
<b>Sub Group 7.—Education :</b>								
770	Inadequately defined ... ..	337	...	2	...	30	6	4
771	Kindergarten, primary and secondary schools ... ..	412	...	...	...	20	...	2
772	Technical colleges ... ..	128	...	...	...	24	1	...
773	Agricultural colleges ... ..	2	3	...	...	...	2	...
774	Universities ... ..	117	...	...	...	...	...	...
775	Other schools and private teaching ... ..	45	...	...	...	...	...	...
776	Libraries and reading rooms ... ..	23	...	...	...	3	...	...
779	Other ... ..	6	...	...	...	...	...	...
TOTAL SUB GROUP I.7		1,070	3	2	...	77	9	6
<b>Sub Group 8.—Other Professional :</b>								
780	Inadequately defined ... ..	1	...	...	...	...	...	...
781	Civil engineering and surveying ... ..	31	...	...	...	2	...	...
782	Architecture ... ..	41	...	...	...	...	...	...
783	Accountancy and auditing ... ..	399	...	1	...	19	1	1
784	Musical composition, literature, painting and sculpture ... ..	13	...	...	...	...	...	...
785	Industrial and trade associations ... ..	98	...	...	...	4	...	...
789	Other ... ..	27	...	...	...	4	...	...
TOTAL SUB GROUP I.8		610	...	1	...	29	1	1
TOTAL GROUP I		9,898	37	35	5	425	38	141
<b>GROUP J.—AMUSEMENT, HOTELS, CAFES, PERSONAL SERVICE, Etc.</b>								
<b>Sub Group 1.—Amusement, Sport and Recreation :</b>								
800	Inadequately defined ... ..	57	...	...	...	8	...	...
801	Theatre ... ..	15	...	...	...	...	...	...
802	Motion picture production and picture theatres ... ..	238	...	...	...	12	4	1
803	Wireless broadcasting (including technical service) ... ..	162	...	...	...	9	6	...
804	Music ... ..	17	...	...	...	...	...	...
Racing and other professional sport—								
806	Horse racing (racecourses and training stables) ... ..	383	...	...	...	47	...	1
807	Dog racing ... ..	...	...	...	...	...	...	...
808	Bookmaking ... ..	124	...	...	...	16	...	...
809	Other professional sport ... ..	21	...	...	...	1	...	...
810	Parks, gardens and recreation grounds ... ..	262	...	...	...	11	...	...
811	Tourist bureaux and agencies (including government) ... ..	11	...	...	...	1	...	...
812	Lotteries, art unions, etc. ... ..	5	...	...	...	...	...	...
819	Other ... ..	63	2	3	...	8	2	1
TOTAL SUB GROUP J.1		1,358	2	3	...	113	12	3

according to Industry—Detailed Table—Table 7 (a)—continued.

Murchison	Marginal	Carnarvon	Eastern Wheat Belt	Great Southern	Albany	Geraldton	Midland	Ex-Metro-politan	South West	Migratory Population	TOTAL	Code No.
...	...	...	...	...	...	1	...	2	1	...	48	741
6	1	2	31	32	14	26	40	22	50	3	558	742
5	...	...	2	8	2	9	26	1	4	...	99	743
...	...	...	3	...	...	15	1	37	10	...	150	744
...	...	...	...	...	...	...	...	...	...	...	3	749
11	1	2	36	40	16	51	67	62	65	3	858	
2	...	...	...	...	1	...	...	3	...	...	41	750
1	...	...	3	3	2	1	...	3	8	...	162	751
7	1	1	13	19	8	7	2	106	13	1	608	752
...	...	...	...	...	1	...	...	10	...	...	229	753
...	...	...	...	...	...	...	...	2	2	...	18	754
3	1	1	11	16	7	10	4	4	24	1	286	755
1	...	...	15	7	5	6	1	7	17	...	338	756
...	...	...	3	...	...	1	...	1	4	...	24	757
...	...	...	1	...	...	...	...	...	...	...	1	758
1	...	...	3	...	2	3	...	6	3	...	105	769
15	2	2	49	45	26	28	7	142	71	2	1,812	
4	6	1	45	58	20	21	16	42	94	2	688	770
4	2	2	19	28	10	21	16	40	33	...	609	771
...	...	...	...	3	2	1	...	4	2	...	165	772
...	...	2	41	20	9	2	9	...	34	...	124	773
...	...	...	...	...	...	...	1	1	...	1	120	774
...	...	...	...	1	1	1	...	...	1	...	49	775
...	...	...	1	...	...	1	...	1	...	...	29	776
...	...	...	...	...	...	...	...	1	...	...	7	779
8	8	5	106	110	42	47	42	89	164	3	1,791	
...	...	...	...	...	...	...	...	...	2	...	1	780
...	...	...	...	...	...	1	...	4	...	...	35	781
...	...	...	...	...	...	...	...	...	...	...	46	782
1	1	3	22	17	9	10	4	12	25	1	526	783
...	...	...	1	...	1	1	...	1	1	...	16	784
...	...	...	...	...	...	1	...	4	2	1	111	785
...	1	...	1	1	...	1	...	2	...	1	38	789
1	2	3	24	18	10	13	4	23	30	3	773	
67	24	46	501	369	174	234	158	868	580	262	13,862	
...	...	...	5	...	...	...	...	2	1	1	74	800
...	...	...	...	1	...	...	...	...	1	...	17	801
6	1	1	5	6	4	9	4	5	22	...	318	802
...	...	...	5	11	...	9	...	6	3	...	211	803
...	...	...	...	...	...	...	...	...	...	1	18	804
2	1	...	6	...	1	1	...	25	4	1	472	806
...	...	...	...	...	...	...	...	...	...	1	1	807
1	...	...	1	...	3	1	...	2	8	...	156	808
...	...	...	...	1	1	...	...	...	...	...	24	809
...	...	...	5	4	3	3	1	8	9	...	306	810
...	...	...	...	...	3	1	...	1	...	...	14	811
...	...	...	...	...	...	...	...	...	...	...	5	812
...	...	...	5	...	1	...	...	22	2	...	109	819
9	2	1	32	23	13	24	5	71	50	4	1,725	



## Western Australia—Males in Regional Areas classified

Code No.	INDUSTRY	Metro-politan	East Kimberley	West Kimberley	North Central	Eastern Gold Field	Esperance	North West
<b>Sub Group 2.—Hotels, Cafes, Personal Service, etc. :</b>								
820	Inadequately defined ... ..	44	...	...	...	...	...	...
821	Private domestic service (indoor and outdoor) ... ..	358	...	...	...	9	1	2
<b>Hotels, boarding houses and restaurants—</b>								
822	Inadequately defined ... ..	...	...	...	...	...	...	2
823	Licensed hotels ... ..	1,005	15	9	1	205	27	31
824	Boarding and lodging houses ... ..	231	...	...	...	20	7	...
825	Restaurants and tea rooms ... ..	428	1	...	...	32	2	2
826	Club houses and club rooms (not sporting clubs) ... ..	160	...	...	...	27	...	...
827	Laundries, job dyeing or dry cleaning ... ..	239	...	...	...	13	1	1
828	Hairdressing, manicure and beauty parlours ... ..	432	1	...	...	63	5	1
829	Undertaking, cremation and grave digging ... ..	102	...	...	...	5	...	...
830	Sanitation, inspection and disposal of refuse ... ..	71	2	1	...	10	3	...
839	Other ... ..	99	...	...	...	2	...	...
TOTAL SUB GROUP J.2 ... ..		3,169	19	10	1	386	46	39
TOTAL GROUP J ... ..		4,527	21	13	1	499	58	42
840	<b>GROUP K.—OTHER INDUSTRIES</b> ... ..	2	...	...	...	...	...	...
<b>GROUP L.—INDUSTRY INADEQUATELY DESCRIBED.</b>								
851	Accountant, auditor (not grade E or O) ... ..	11	...	...	...	...	...	...
852	Architect (not grade E or O) ... ..	4	...	...	...	...	...	...
853	Caretaker, cleaner, watchman (undefined) ... ..	83	...	...	...	1	...	1
854	Carpenter, carpenter and joiner, carpentering (undefined) ... ..	92	...	1	...	15	2	4
855	Clerical, clerk (undefined) ... ..	57	...	...	1	2	...	...
856	Contracting, contractor (undefined) ... ..	50	...	1	...	7	1	1
857	Electrical, electrical trade (undefined) ... ..	78	...	...	...	5	1	...
858	Electrical fitter, fitting (undefined) ... ..	18	...	...	...	1	...	...
859	Electrician (undefined) ... ..	34	...	...	...	5	...	...
861	Labourer, labouring (undefined) ... ..	135	...	...	...	7	1	1
862	Lorry driver, truck driver (undefined) ... ..	37	...	2	...	3	...	1
863	Machinist (undefined) ... ..	4	...	...	...	...	...	...
864	Metal trade, trades (undefined) ... ..	43	...	...	...	1	...	...
865	Milk, milk industry ... ..	6	...	...	...	...	...	...
866	Motor, motor industry, motor trade ... ..	350	...	...	...	7	...	3
867	Motor driver (undefined) ... ..	10	...	...	...	1	...	...
868	Motor mechanic (undefined) ... ..	45	...	...	...	6	1	1
869	Office, office work (undefined) ... ..	33	...	...	...	1	...	1
870	Packer, packing, storeman (undefined) ... ..	19	...	...	...	1	...	...
871	Painter, painting (undefined) ... ..	217	...	...	...	23	1	1
872	Plumber, plumbing, gasfitting (undefined) ... ..	385	...	...	...	17	7	...
873	Process worker (undefined) ... ..	3	...	...	...	...	...	...
874	Radio (undefined) ... ..	23	...	...	...	1	...	...
875	Secretary (not grade E or O) (industry not stated) ... ..	3	...	...	...	...	...	...
878	Timber, timber industry ... ..	325	...	...	...	15	1	...
880	Industry inadequately described (other) ... ..	915	...	3	...	28	1	5
TOTAL GROUP L ... ..		2,980	...	7	1	147	16	19
<b>GROUP M.—INDUSTRY NOT STATED.</b>								
890	Industry not stated (nil or not answered) ... ..	2,891	8	11	1	203	41	55
<b>GROUP N.—PERSONS NOT GAINFULLY OCCUPIED.</b>								
900	Persons not gainfully occupied ... ..	50,118	102	96	14	6,197	742	410
<b>GRAND TOTAL</b> ... ..		131,670	658	611	154	17,459	2,023	1,873

according to Industry—Detailed Table—Table 7 (a)—continued.

Murchison	Marginal	Carnarvon	Eastern Wheat Belt	Great Southern	Albany	Geraldton	Midland	Ex-Metro- politan	South West	Migratory Population	TOTAL	Code No.
...	...	...	...	3	...	1	1	...	1	...	50	820
1	...	2	9	8	12	17	1	38	21	...	479	821
1	...	...	...	...	...	...	...	...	4	...	7	822
60	25	17	124	123	61	64	30	78	191	...	2,066	823
3	...	1	8	8	15	12	1	14	35	...	355	824
4	3	1	23	29	15	9	8	12	59	1	629	825
...	...	1	21	4	2	6	4	2	8	...	235	826
1	...	...	8	6	3	4	...	...	12	...	288	827
8	1	2	30	27	8	19	6	15	48	...	666	828
...	...	1	8	4	2	2	...	1	6	...	131	829
8	2	...	13	12	8	5	1	11	19	...	166	830
...	...	...	...	...	1	...	...	3	4	...	109	839
86	31	25	244	224	127	139	52	174	408	1	5,181	
95	33	26	276	247	140	163	57	245	458	5	6,906	
...	...	...	...	...	...	...	...	...	...	...	2	840
...	...	...	...	2	...	...	...	...	...	...	13	851
...	...	...	...	...	...	...	...	...	...	...	4	852
...	...	...	...	2	...	3	...	2	4	...	96	853
2	...	1	4	11	8	3	1	7	13	...	164	854
...	...	...	2	1	1	1	1	1	1	1	69	855
1	1	6	19	15	6	17	2	9	9	...	145	856
...	...	...	...	1	4	1	...	3	8	...	101	857
...	...	...	...	...	...	2	...	2	1	...	24	858
...	...	...	...	...	3	2	...	1	...	...	45	859
1	...	...	10	6	3	5	4	8	11	1	193	861
2	1	1	3	3	2	...	...	5	5	...	65	862
...	...	...	...	...	...	...	...	...	...	...	4	863
...	...	...	...	...	...	...	...	1	...	...	45	864
...	...	...	...	...	...	...	...	...	1	...	7	865
...	1	2	4	2	1	5	1	16	11	1	404	866
...	...	...	...	1	...	...	...	...	...	...	12	867
1	...	...	9	10	3	4	...	6	7	...	93	868
...	...	...	...	...	1	...	...	...	1	...	37	869
...	...	...	...	1	...	...	...	2	...	...	23	870
2	3	...	11	20	9	8	1	6	24	1	327	871
1	...	...	17	15	11	17	4	10	34	...	518	872
...	...	...	...	...	...	...	...	...	...	...	3	873
...	...	...	...	...	...	...	...	...	1	1	26	874
...	...	...	...	...	...	...	...	...	...	...	3	875
...	...	1	6	46	4	2	5	71	496	...	972	878
3	...	7	24	18	17	15	6	51	42	4	1,139	880
13	6	18	109	154	73	85	25	201	669	9	4,532	
15	4	19	198	221	40	153	50	288	197	18	4,413	890
1,065	484	294	5,138	6,060	2,454	2,919	1,531	6,842	9,611	62	94,139	900
3,859	1,513	1,447	14,800	18,070	6,568	7,997	4,437	16,065	26,220	2,652	258,076	

## Western Australia—Females in Regional Areas classified

Code No.	INDUSTRY	Metro- politan *	East Kimberley	West Kimberley	North Central	Eastern Gold Field	Esperance	North West
<b>GROUP A.—PRIMARY PRODUCTION.</b>								
000	<b>Sub Group 1.—Fishing :</b> Inadequately defined ... ..	1	...	...	...	...	...	...
011	<b>Sub Group 2.—Hunting and Trapping :</b> Rabbit trapping and poisoning ... ..	...	...	...	...	...	...	...
<b>Sub Group 3.—Agriculture, Grazing and Dairying :</b>								
020	Farming (so described) ... ..	8	...	...	...	...	2	...
021	Mixed farming ... ..	24	...	...	...	1	4	...
022	Rural (so described) ... ..	...	...	...	...	...	...	...
023	Primary producer industry (so described) ... ..	1	...	...	...	...	...	...
Agriculture (other than mixed)—								
030	Wheat growing ... ..	...	...	...	...	...	...	...
032	Fruit growing ... ..	4	...	...	...	...	...	...
033	Grape growing ... ..	1	...	...	...	...	...	...
034	Vegetable growing (so described) ... ..	1	...	...	...	...	...	...
035	Market gardening (so described) ... ..	23	...	...	...	4	...	...
036	Flower growing and nursery gardening ... ..	10	...	...	...	...	...	...
037	Horticulture (so described) ... ..	...	...	...	...	...	...	...
039	Other ... ..	...	...	...	...	...	...	...
040	Grazing ... ..	16	11	8	...	11	...	22
Dairy, pig and poultry farming and beekeeping (other than mixed)—								
050	Dairying ... ..	11	...	...	...	2	1	...
051	Pig farming ... ..	...	...	...	...	...	...	...
052	Poultry farming ... ..	44	...	...	...	...	...	...
053	Beekeeping ... ..	2	...	...	...	...	...	...
060	Other ... ..	6	...	...	...	...	...	...
TOTAL SUB GROUP A.3 ... ..		151	11	8	...	18	7	22
072	<b>Sub Group 4.—Forestry :</b> Timber getting (including firewood) ... ..	...	...	...	...	...	...	...
TOTAL A.—PRIMARY PRODUCTION ... ..		152	11	8	...	18	7	22
<b>GROUP B.—MINING AND QUARRYING.</b>								
<b>Sub Group 1.—Mining :</b>								
080	Inadequately defined ... ..	6	...	...	...	3	...	...
081	Gold mining ... ..	7	...	...	...	42	5	...
082	Silver, lead and zinc mining ... ..	...	...	...	...	...	...	...
083	Coal mining ... ..	3	...	...	...	...	...	...
089	Other mining ... ..	1	...	...	...	...	...	...
TOTAL SUB GROUP B.1 ... ..		17	...	...	...	45	5	1
090	<b>Sub Group 2.—Quarrying :</b> Quarrying ... ..	3	...	...	...	...	...	...
TOTAL B.—MINING AND QUARRYING ... ..		20	...	...	...	45	5	1
<b>GROUP C.—MANUFACTURING.</b>								
100	Inadequately defined ... ..	140	...	...	...	2	...	...
<b>Sub Group 1.—Manufacture relating to Cement, Bricks, Glass, Stone, Coke, Oils, etc. :</b>								
110	Inadequately defined ... ..	3	...	...	...	...	...	...
Cement, plaster, etc.—								
111	Inadequately defined ... ..	1	...	...	...	...	...	...
112	Cement making ... ..	2	...	...	...	...	...	...
113	Articles of cement and concrete ... ..	3	...	...	...	...	...	...
114	Lime kilns and plaster works ... ..	13	...	...	...	...	...	...
115	Asbestos products ... ..	2	...	...	...	...	...	...
Bricks, earthenware, etc.—								
117	Bricks, tiles and fireclay products ... ..	2	...	...	...	...	...	...
118	Pottery and earthenware ... ..	25	...	...	...	...	...	...
120	Glass ... ..	10	...	...	...	...	...	...
121	Stone ... ..	3	...	...	...	...	...	...
TOTAL SUB GROUP C.1 ... ..		64	...	...	...	...	...	...

\* See note, Table 1, page 7.

according to Industry—Detailed Table—Table 7 (b).

Murchison	Marginal	Carnarvon	Eastern Wheat Belt	Great Southern	Albany	Geraldton	Midland	Ex-Metro- politan *	South West	Migratory Population	TOTAL	Code No.
...	...	...	...	...	...	...	...	...	...	...	1	000
...	...	...	...	...	...	...	2	...	...	...	2	011
...	...	...	13	17	6	6	2	3	6	...	63	020
...	8	...	114	148	28	32	23	17	50	...	449	021
...	...	...	...	2	...	2	...	...	...	...	2	022
...	...	...	...	...	...	...	1	...	1	...	5	023
...	...	...	14	1	...	6	4	...	...	...	25	030
...	...	2	...	...	3	...	5	30	19	...	63	032
...	...	...	1	...	...	...	...	22	1	...	25	033
...	...	...	...	...	...	11	...	1	...	1	14	034
...	...	...	...	...	2	6	...	13	1	...	49	035
...	...	...	...	...	...	...	...	3	2	...	15	036
...	...	...	...	...	...	...	...	1	1	...	2	037
...	...	2	...	...	...	...	...	...	3	...	5	039
52	...	42	10	26	3	18	3	1	10	2	235	040
2	...	...	3	9	41	...	2	60	241	...	372	050
...	...	...	4	1	...	...	...	...	...	...	1	051
...	...	...	...	4	...	...	...	32	6	...	90	052
...	...	...	...	...	...	...	...	...	...	...	2	053
...	...	...	...	...	...	...	...	...	1	...	7	060
54	8	46	159	208	83	81	40	183	342	3	1,424	
...	...	...	...	...	...	...	...	1	...	...	1	072
54	8	46	159	208	83	81	42	184	342	3	1,428	
1	...	...	...	...	...	...	...	...	...	...	10	080
19	1	...	...	...	...	...	...	...	...	...	74	081
...	...	...	...	...	...	1	...	...	...	...	1	082
...	...	...	...	...	...	...	...	...	2	...	5	083
...	...	...	...	...	...	...	...	1	...	...	3	089
20	1	...	...	...	...	1	...	1	2	...	93	
...	...	...	...	...	...	...	...	1	...	...	4	090
20	1	...	...	...	...	1	...	2	2	...	97	
...	...	...	4	1	...	...	...	10	1	...	158	100
...	...	...	...	...	...	...	...	...	...	...	3	110
...	...	...	...	...	...	...	...	...	...	...	1	111
...	...	...	...	...	...	...	...	1	...	...	3	112
...	...	...	...	...	...	...	...	...	...	...	3	113
...	...	...	...	...	...	...	...	...	...	...	13	114
...	...	...	...	...	...	...	...	...	...	...	2	115
...	...	...	...	...	...	...	...	1	...	...	3	117
...	...	...	...	...	...	...	...	...	...	...	25	118
...	...	...	...	...	...	...	...	1	...	...	11	120
...	...	...	...	...	...	...	...	...	...	...	3	121
...	...	...	...	...	...	...	...	3	...	...	67	

## Western Australia—Females in Regional Areas classified

Code No.	INDUSTRY	Metro-politan	East Kimberley	West Kimberley	North-Central	Eastern Gold Field	Esperance	North-West
<b>Sub Group 2.—Founding, Engineering and Metalworking (including Shipbuilding) :</b>								
130	Inadequately defined ... ..	13	...	...	...	...	...	...
Extracting and refining of metals—								
131	Inadequately defined ... ..	9	...	...	...	...	...	...
132	Smelting, converting, refining and rolling of iron and steel	1	...	...	...	...	...	...
133	Extracting and refining of non-ferrous metals and alloys...	3	...	...	...	...	...	...
Founding—								
134	Inadequately defined ... ..	9	...	...	...	2	...	...
135	Iron and steel foundries ... ..	4	...	...	...	...	...	...
136	Brass, copper and other metal foundries ... ..	3	...	...	...	...	...	...
Steel tube and wire making—								
140	Inadequately defined ... ..	4	...	...	...	...	...	...
Iron and steel—								
143	Wrought iron, steel tube, metallic bedstead and tubular steel furniture making ... ..	5	...	...	...	...	...	...
144	Wire, n.e.i., wire netting, wire rope and nail making ...	3	...	...	...	...	...	...
Iron and steel manufacture—								
151	Cutlery and small tools (not machine) making ... ..	1	...	...	...	...	...	...
152	Stove, grate and range making (including bath heaters) ...	4	...	...	...	...	...	...
153	Canister making ... ..	16	...	...	...	...	...	...
154	Tin-plate and sheet metal working, n.e.i. ... ..	13	...	...	...	...	...	...
155	Spring making ... ..	2	...	...	...	...	...	...
156	Blacksmithing and drop forging ... ..	...	...	...	...	...	...	...
157	Iron and steel fabrication and welding ... ..	6	...	...	...	1	...	...
159	Iron and steel manufacture, n.e.i. ... ..	39	...	...	...	...	...	...
160	General engineering (including engineering undefined) ...	95	...	...	...	9	...	...
Machines and machinery manufacture and repair—								
170	Inadequately defined ... ..	2	...	...	...	...	...	...
171	Agriculture and earth moving machinery (including tractors) ... ..	20	...	...	...	...	...	...
173	Refrigerators and freezing machines ... ..	7	...	...	...	...	...	...
174	Other domestic machinery ... ..	1	...	...	...	...	...	...
179	Other ... ..	4	...	...	...	1	...	...
Metal goods, n.e.i.—								
182	Aluminium, hollow ware and other aluminium products...	2	...	...	...	...	...	...
189	Other metal goods ... ..	4	...	...	...	...	...	...
190	Munitions (including ordnance, small arms, ammunition, etc.)	5	...	...	...	...	...	...
Wireless, electrical machinery and apparatus, etc.—								
200	Inadequately defined ... ..	1	...	...	...	...	...	...
201	Accumulator and battery making ... ..	4	...	...	...	...	...	...
203	Wireless apparatus (including valves) making (excluding cabinets) ... ..	7	...	...	...	...	...	...
209	Electrical machinery and apparatus, n.e.i. (not installation, supply or dealing) and electrical engineering (so described) ... ..	71	...	...	...	3	...	...
210	Ship and boat building and repairing and marine engineering	5	...	...	...	...	...	...
TOTAL SUB GROUP C.2 ... ..		363	...	...	...	16	...	...
<b>Sub Group 3.—Manufacture, Assembly and Repair of Vehicles, Parts and Accessories :</b>								
221	Aircraft and aircraft parts ... ..	8	...	...	...	...	...	...
222	Railway locomotives and rolling stock, tramcars (including workshops) ... ..	9	...	...	...	...	...	...
Motor vehicles, parts and accessories—								
223	Inadequately defined ... ..	4	...	...	...	...	...	...
224	Construction and assembly of motor vehicles and manufacture of parts and accessories ... ..	6	...	...	...	...	...	...
225	Motor body building, caravans and trailers ... ..	10	...	...	...	...	...	...
227	Bicycles, parts and accessories ... ..	11	...	...	...	...	...	...
TOTAL SUB GROUP C.3 ... ..		48	...	...	...	...	...	...

according to Industry—Detailed Table—Table 7 (b)—continued.

Murchison	Marginal	Carnarvon	Eastern Wheat Belt	Great Southern	Albany	Geraldton	Midland	Ex-Metropolitan	South West	Migratory Population	TOTAL	Code No.
...	...	...	...	...	...	...	...	...	...	...	13	130
...	...	...	...	...	...	...	...	...	...	...	9	131
...	...	...	1	...	...	...	...	...	...	...	2	132
...	...	...	...	...	...	...	...	...	...	...	3	133
...	...	...	...	...	...	...	...	...	...	...	11	134
...	...	...	...	...	...	...	...	...	...	...	4	135
...	...	...	...	...	...	...	...	1	...	...	4	136
...	...	...	...	...	...	...	...	...	...	...	4	140
...	...	...	...	...	...	...	...	...	...	...	5	143
...	...	...	...	...	...	...	...	...	...	...	3	144
...	...	...	...	...	...	...	...	...	...	...	1	151
...	...	...	...	...	...	...	...	...	...	...	4	152
...	...	...	...	...	...	...	...	...	...	...	16	153
...	...	...	...	...	...	...	...	...	...	...	13	154
...	...	...	...	...	...	...	...	...	...	...	2	155
...	...	...	...	...	...	...	1	...	...	...	1	156
...	...	...	...	1	...	...	...	...	...	...	8	157
...	...	...	...	...	1	1	...	...	...	...	39	159
...	...	...	1	...	1	1	...	3	2	...	112	160
...	...	...	...	...	...	...	...	...	...	...	2	170
...	...	...	...	...	...	...	...	1	...	1	22	171
...	...	...	...	...	...	...	...	...	...	...	7	173
...	...	...	...	...	...	...	...	...	...	...	1	174
...	...	...	...	...	...	...	...	1	...	...	6	179
...	...	...	...	...	...	...	...	1	...	...	3	182
...	...	...	...	...	...	...	...	...	...	...	4	189
...	...	...	...	...	...	...	...	...	...	...	5	190
...	...	...	...	...	...	...	...	...	...	...	1	200
...	...	...	...	...	...	...	...	...	...	...	4	201
...	...	...	...	...	...	...	...	...	1	...	8	203
...	...	...	...	...	...	...	...	4	...	...	78	209
...	...	...	...	...	...	...	...	...	...	...	5	210
...	...	...	2	1	1	2	...	11	3	1	400	
...	...	...	...	...	...	...	...	...	...	...	8	221
...	...	...	...	...	...	...	...	1	...	...	10	222
...	...	...	...	...	...	...	...	...	...	...	4	223
...	...	...	...	...	...	...	...	...	...	...	6	224
...	...	...	...	...	...	...	...	1	...	...	11	225
...	...	...	...	...	...	...	...	...	...	...	11	227
...	...	...	...	...	...	...	...	2	...	...	50	

## Western Australia—Females in Regional Areas classified

Code No.	INDUSTRY	Metro- politan	East Kimberley	West Kimberley	North Central	Eastern Gold Field	Esperance	North West
<b>Sub Group 4.— Manufacture of Textile and Fibrous Materials (not dress):</b>								
230	Inadequately defined ... ..	36	...	...	...	...	...	...
Wool, cotton, silk and rayon mills—								
232	Woolen and worsted mills (all processes) ... ..	30	...	...	...	...	...	...
233	Cotton mills (all processes) ... ..	2	...	...	...	...	...	...
235	Flax mills ... ..	...	...	...	...	...	...	...
236	Tents, tarpaulins and other canvas goods ... ..	16	...	...	...	...	...	...
Carpets, etc.—								
241	Carpets ... ..	2	...	...	...	...	...	...
Bags, rope, etc.—								
245	Bags and sacks ... ..	1	...	...	...	...	...	...
246	Rope and cordage ... ..	4	...	...	...	...	...	...
249	Other ... ..	8	...	...	...	1	...	...
TOTAL SUB GROUP C.4 ... ..		99	...	...	...	1	...	...
<b>Sub Group 5.—Manufacture of Clothing:</b>								
250	Inadequately defined ... ..	1,078	...	...	...	18	...	1
251	Tailoring, ready made clothing, waterproofs and oilskin clothing... ..	430	...	...	...	38	2	...
252	Dressmaking, millinery, embroidery and lace ... ..	973	...	...	...	29	1	...
253	Shirts, handkerchiefs, underclothing (not knitted), etc. ... ..	53	...	...	...	...	...	...
254	Corsets ... ..	1	...	...	...	...	...	...
255	Hats and caps ... ..	12	...	...	...	...	...	...
256	Knitted goods and hosiery ... ..	47	...	...	...	...	...	...
259	Other ... ..	17	...	...	...	...	...	...
TOTAL SUB GROUP C.5 ... ..		2,611	...	...	...	85	3	1
<b>Sub Group 6.—Boot and Shoe making (other than rubber) Accessories and Repairing:</b>								
261	Boot and shoe making (other than rubber) ... ..	204	...	...	...	1	...	...
263	Boot and shoe repairing(including bootmaker so described) ... ..	14	...	...	...	...	...	...
TOTAL SUB GROUP C.6 ... ..		218	...	...	...	1	...	...
<b>Sub Group 7.—Manufacture of Food and Drink:</b>								
270	Inadequately defined ... ..	116	...	...	...	...	...	...
Meat and Fish—								
280	Inadequately defined ... ..	12	19	...	...	...	...	...
282	Meat, freezing, preserving and canning ... ..	11	...	...	...	...	...	...
283	Bacon and ham ... ..	15	...	...	...	...	...	...
284	Smallgoods ... ..	10	...	...	...	...	...	...
289	Other meat and fish ... ..	4	...	...	...	...	...	...
Milk, butter and cheese and substitutes—								
290	Inadequately defined ... ..	12	...	...	...	...	...	...
291	Butter ... ..	4	...	...	...	...	...	...
292	Cheese ... ..	1	...	...	...	...	...	...
293	Dried, condensed and other milk products ... ..	5	...	...	...	...	...	...
294	Butterine and Margarine ... ..	2	...	...	...	...	...	...
295	Ice cream ... ..	10	...	...	...	...	...	...
296	Pasteurising milk and cream ... ..	1	...	...	...	...	...	...
Grain milling, cereal foods, etc.—								
300	Inadequately defined ... ..	16	...	...	...	...	...	...
301	Flour and other grain milling ... ..	23	...	...	...	...	...	...
302	Cereal foods and starch ... ..	17	...	...	...	...	...	...
303	Bread, cakes and pastry ... ..	85	...	...	...	8	2	1
304	Biscuits ... ..	155	...	...	...	...	...	...
310	Confectionery (including Cocoa and Chocolate) ... ..	166	...	...	...	1	...	...
311	Sugar milling and refining ... ..	4	...	...	...	...	...	...
Jam, fruit and vegetable canning, pickles, etc.—								
320	Inadequately defined ... ..	1	...	...	...	...	...	...
321	Jam making, fruit and vegetable canning ... ..	20	...	...	...	...	...	...
322	Fruit and vegetable drying ... ..	1	...	...	...	...	...	...
323	Pickles, sauces and vinegar ... ..	8	...	...	...	...	...	...
Other foods, n.e.i.—								
329	Other ... ..	5	...	...	...	...	...	...
Drink Manufacture (including Ice)—								
331	Ice (not ice cream) ... ..	2	...	...	...	1	...	...
332	Aerated waters and cordials ... ..	14	...	...	...	2	...	...
333	Brewing ... ..	13	...	...	...	4	...	...
334	Malting ... ..	4	...	...	...	...	...	...
336	Wine making (not grape growing) ... ..	5	...	...	...	...	...	...
TOTAL SUB GROUP C.7 ... ..		742	19	...	...	16	2	1

according to Industry—Detailed Table—Table 7 (b)—continued.

Murchison	Marginal	Carnarvon	Eastern Wheat Belt	Great Southern	Albany	Geraldton	Midland	Ex-Metro- politan	South West	Migratory Population	TOTAL	Code No.
...	...	...	...	...	1	...	...	1	1	...	39	230
...	...	...	...	...	86	...	...	...	21	...	137	232
...	...	...	...	6	...	...	...	...	...	...	2	233
...	...	...	...	...	...	...	...	...	...	...	6	235
...	...	...	...	...	...	...	...	...	...	...	16	236
...	...	...	...	...	...	...	...	...	...	...	2	241
...	...	...	...	...	...	...	...	...	...	...	1	245
...	...	...	...	...	...	...	...	...	...	...	4	246
...	...	...	...	...	...	...	...	...	...	...	9	249
...	...	...	...	6	87	...	...	1	22	...	216	
...	1	1	9	...	...	...	...	59	31	...	1,198	250
...	...	...	14	11	11	4	1	20	62	...	593	251
2	...	...	17	15	12	12	2	62	43	1	1,169	252
...	...	...	8	...	...	...	...	...	...	...	61	253
...	...	...	...	...	...	...	...	...	...	...	1	254
...	...	...	...	...	...	...	...	1	...	...	13	255
...	...	...	...	...	...	...	...	2	...	...	49	256
...	...	...	...	...	...	1	...	1	...	...	19	259
2	1	1	48	26	23	17	3	145	136	1	3,103	
...	...	...	33	...	2	...	...	3	...	1	244	261
...	...	...	...	...	...	...	...	...	1	...	15	263
...	...	...	33	...	2	...	...	3	1	1	259	
...	...	...	...	...	3	4	...	9	9	...	141	270
...	...	...	...	...	1	...	...	1	...	...	33	280
...	...	...	...	...	1	...	...	...	...	...	12	282
...	...	...	...	...	...	...	...	7	...	...	22	283
...	...	...	...	...	4	3	...	3	...	...	13	284
...	...	...	...	...	...	...	...	...	...	...	11	289
...	...	...	...	4	5	...	...	2	6	...	18	290
...	...	...	...	...	...	...	...	...	25	...	40	291
...	...	...	...	...	...	...	...	...	2	...	3	292
...	...	...	...	...	...	...	...	...	4	...	9	293
...	...	...	...	...	...	...	...	...	...	...	2	294
...	...	...	...	...	...	...	...	...	...	...	10	295
...	...	...	...	...	...	...	...	...	...	...	1	296
...	...	...	2	5	...	1	...	...	...	...	16	300
...	...	...	...	...	...	...	...	...	...	...	31	301
4	...	...	14	10	7	3	2	7	...	...	24	302
...	...	...	...	...	...	...	...	3	18	...	157	303
...	...	...	...	...	...	...	...	14	1	...	170	304
...	...	...	1	1	...	...	...	3	...	...	172	310
...	...	...	...	...	...	...	...	...	...	...	4	311
...	...	...	...	...	...	...	...	...	13	...	14	320
...	...	...	...	...	5	...	...	12	2	...	34	321
...	...	...	...	...	...	...	...	...	1	...	7	322
...	...	...	...	...	...	...	...	...	...	...	8	323
...	...	...	...	...	...	...	...	...	...	...	5	329
...	...	...	...	...	...	2	...	...	...	...	5	331
...	...	...	...	...	...	1	...	...	...	...	17	332
...	...	...	2	...	...	...	...	...	...	...	19	333
...	...	...	...	...	...	...	...	...	...	...	4	334
...	...	...	...	...	...	...	...	...	...	...	5	336
4	...	...	19	20	26	14	2	61	81	...	1,007	



## Western Australia—Females in Regional Areas classified

Code No.	INDUSTRY	Metro- politan	East Kimberley	West Kimberley	North Central	Eastern Gold Field	Esperance	North West
<b>Sub Group 8.—Tobacco Manufacture :</b>								
340	Tobacco, cigar and cigarette making	136	...	...	...	...	...	...
<b>Sub Group 9.—Manufacture of Furniture Fittings (not metal) Woodworking, Basketware, etc. :</b>								
350	Inadequately defined	1	...	...	...	...	...	...
351	Sawmilling (town and country)	20	...	...	...	1	...	...
Furniture making, joinery, etc.—								
353	Cabinet and furniture making, n.e.i.	37	...	...	...	...	...	...
354	House and shop fittings, n.e.i. (including signwriting)	3	...	...	...	...	...	...
358	Wood turning and carving	1	...	...	...	...	...	...
359	Wooden boxes and cases	7	...	...	...	...	...	...
361	Basket and wickerware	4	...	...	...	...	...	...
Bedding, furnishing, drapery making—								
363	Bedding and mattress, n.e.i.	14	...	...	...	...	...	...
364	Other	22	...	...	...	...	...	...
369	Other	3	...	...	...	...	...	...
TOTAL SUB GROUP C.9		112	...	...	...	1	...	...
<b>Sub Group 10.—Paper printing, Bookbinding and Photo- graphy :</b>								
371	Pulp and paper making	7	...	...	...	...	...	...
Paper article making—								
373	Paper bag making	10	...	...	...	...	...	...
374	Cardboard box and carton, paper container making	10	...	...	...	...	...	...
375	Stationery and paper products n.e.i.	28	...	...	...	...	...	...
376	Cigarette paper processing	5	...	...	...	...	...	...
Printing and publishing—								
380	Inadequately defined	184	...	...	...	7	...	...
381	Printing and publication of newspapers and periodicals	96	...	...	...	2	...	...
382	Job and general printing	57	...	...	...	...	...	...
383	Bookbinding	25	...	...	...	...	...	...
385	Other	13	...	...	...	...	...	...
386	Photographic goods and photography	231	...	...	...	6	...	...
389	Other	3	...	...	...	...	...	...
TOTAL SUB GROUP C.10		669	...	...	...	15	...	...
<b>Sub Group 11.— Manufacture of Paints non-mineral Oils and Grease :</b>								
391	Paints and colours, varnish	4	...	...	...	...	...	...
392	Vegetable oils, essences and extracts	6	...	...	...	...	...	...
393	Matches	50	...	...	...	...	...	...
394	Soap and candles	17	...	...	...	...	...	...
TOTAL SUB GROUP C.11		77	...	...	...	...	...	...
<b>Sub Group 12.—Manufacture of Chemical Dyes, etc. :</b>								
400	Inadequately defined	16	...	...	...	...	...	...
401	Drugs and patent medicines	26	...	...	...	...	...	...
402	Chemical fertilizer, manufacture and mixing	19	...	...	...	...	...	...
403	Industrial and heavy chemicals and acids	10	...	...	...	...	2	...
404	Cosmetics	2	...	...	...	...	...	...
409	Other	2	...	...	...	...	...	...
TOTAL SUB GROUP C.12		75	...	...	...	...	2	...
<b>Sub Group 14.—Jewellery, Watchmaking, Electroplating and Minting :</b>								
421	Jewellery and watchmaking (including repairing)	10	...	...	...	...	...	...
422	Electroplate ware and Electroplating	2	...	...	...	...	...	...
423	Minting	3	...	...	...	...	...	...
TOTAL SUB GROUP C.14		15	...	...	...	...	...	...

according to Industry—Detailed Table—Table 7 (b)—continued.

Murchison	Marginal	Carnarvon	Eastern Wheat Belt	Great Southern	Albany	Geraldton	Midland	Ex-Metropolitan	South West	Migratory Population	TOTAL	Code No.
...	...	...	...	...	...	...	...	1	1	...	138	340
...	...	...	1	...	1	...	...	2	1	...	2	350
...	...	...	...	...	...	...	...	...	6	...	31	351
...	...	...	...	...	...	...	...	4	1	...	42	353
...	...	...	...	...	...	...	...	...	...	...	3	354
...	...	...	...	...	...	...	...	...	...	...	1	358
...	...	...	...	...	...	...	...	...	...	...	7	359
...	...	...	...	...	...	...	...	...	...	...	4	361
...	...	...	...	...	...	...	...	1	...	...	14	363
...	...	...	...	...	...	...	...	...	...	...	23	364
...	...	...	...	...	...	...	...	...	...	...	3	369
...	...	...	1	...	1	...	...	7	8	...	130	
...	...	...	...	...	...	...	...	...	...	...	7	371
...	...	...	...	...	...	...	...	...	...	...	10	373
...	...	...	...	...	...	...	...	...	...	...	10	374
...	...	...	...	...	...	...	...	1	...	1	30	375
...	...	...	...	...	...	...	...	...	...	...	5	376
...	...	1	...	2	2	2	...	10	7	...	215	380
...	...	...	1	1	1	...	...	3	7	...	111	381
...	...	...	...	...	...	...	...	2	...	...	59	382
...	...	...	...	...	1	...	...	1	...	...	27	383
...	...	...	...	...	...	...	...	...	...	...	13	385
...	...	...	3	4	2	...	...	3	5	...	254	386
...	...	...	1	...	...	...	...	...	...	...	4	389
...	...	1	5	7	6	2	...	20	19	1	745	
...	...	...	...	...	...	...	...	...	...	...	4	391
...	...	...	...	...	...	...	...	...	...	...	6	392
...	...	...	...	...	...	...	...	3	...	...	53	393
...	...	...	...	...	...	...	...	...	...	...	17	394
...	...	...	...	...	...	...	...	3	...	...	80	
...	...	...	4	...	...	...	...	...	...	...	20	400
...	...	...	...	...	...	...	...	3	...	...	29	401
...	...	...	...	...	...	...	...	...	1	...	20	402
...	...	...	...	1	...	...	...	...	...	...	13	403
...	...	...	...	...	...	...	...	...	...	...	2	404
...	...	...	...	...	...	...	...	...	...	...	2	409
...	...	...	4	1	...	...	...	3	1	...	86	
...	...	...	...	...	1	...	...	...	...	...	11	421
...	...	...	...	...	...	...	...	...	...	...	2	422
...	...	...	...	...	...	...	...	...	...	...	3	423
...	...	...	...	...	1	...	...	...	...	...	16	

## Western Australia—Females in Regional Areas classified

Code No.	INDUSTRY	Metro-politan	East Kimberley	West Kimberley	North Central	Eastern Gold Field	Esperance	North West
<b>Sub Group 15.—Preparation of Skins and Leather, Manufacture of Goods of Leather and Leather Substitutes (not clothing or footwear):</b>								
430	Inadequately defined ... ..	1	...	...	...	...	...	...
431	Furriers and fur dressing ... ..	29	...	...	...	...	...	...
432	Fellmongering ... ..	5	...	...	...	...	...	...
433	Tanning, currying and leather dressing ... ..	6	...	...	...	...	...	...
434	Saddlery, harness and whips ... ..	1	...	...	...	...	...	...
435	Bags, trunks and other goods of leather and leather substitutes (not clothing or footwear)... ..	36	...	...	...	...	...	...
	<b>TOTAL SUB GROUP C.15</b> ... ..	<b>78</b>	...	...	...	...	...	...
<b>Sub Group 16.—Manufacture of Rubber Goods:</b>								
440	Inadequately defined ... ..	12	...	...	...	...	...	...
441	Rubber tyres and tubes ... ..	1	...	...	...	...	...	...
444	Vulcanizing and tyre retreading ... ..	3	...	...	...	...	...	...
	<b>TOTAL SUB GROUP C.16</b> ... ..	<b>16</b>	...	...	...	...	...	...
450	<b>Sub Group 17.—Manufacture of Musical, Surgical and Scientific Instruments and Apparatus</b> ... ..	26	...	...	...	2	...	...
<b>Sub Group 19.—Other Manufacture:</b>								
471	Toys, games, sport requisites (excluding billiard tables) ... ..	11	...	...	...	...	...	...
473	Brooms and brushes ... ..	27	...	...	...	...	...	...
474	Artificial flowers ... ..	...	...	...	...	...	...	...
479	Other ... ..	10	...	...	...	...	...	...
	<b>TOTAL SUB GROUP C.19</b> ... ..	<b>48</b>	...	...	...	...	...	...
<b>Sub Group 20.—Gas and Electricity:</b>								
480	Gas ... ..	5	...	...	...	...	...	...
481	Electricity ... ..	51	...	...	...	2	...	...
	<b>TOTAL SUB GROUP C.20</b> ... ..	<b>56</b>	...	...	...	<b>2</b>	...	...
	<b>TOTAL GROUP C</b> ... ..	<b>5,593</b>	<b>19</b>	...	...	<b>141</b>	<b>7</b>	<b>2</b>
<b>GROUP D.—BUILDING AND CONSTRUCTION.</b>								
510	<b>Sub Group 1.—Construction and Repair of Buildings:</b> ... ..	32	...	...	...	3	...	...
<b>Sub Group 2.—Construction Works and Maintenance (other than buildings):</b>								
520	Inadequately defined ... ..	2	...	...	...	...	...	...
Water supply, sewerage, drainage and irrigation—								
526	Inadequately defined ... ..	1	...	...	...	...	...	...
527	Water conservation supply and maintenance ... ..	9	...	...	...	...	...	...
530	Dam making and well sinking ... ..	1	...	...	...	...	...	...
	<b>TOTAL SUB GROUP D.2</b> ... ..	<b>13</b>	...	...	...	...	...	...
	<b>TOTAL GROUP D</b> ... ..	<b>45</b>	...	...	...	<b>3</b>	...	...
<b>GROUP E.—TRANSPORT AND STORAGE.</b>								
540	Inadequately defined ... ..	26	...	...	...	...	...	...
<b>Sub Group 1.—Road Transport and Storage:</b>								
550	Inadequately defined ... ..	9	...	...	...	...	...	...
551	Motor engineering ... ..	21	...	...	...	1	...	...
552	Motor garages (so described) ... ..	38	...	...	...	3	...	...
553	Petrol selling, car parking and towing service ... ..	8	...	...	...	1	...	...
554	Taxi and hire car service ... ..	11	...	...	...	1	...	...
555	Carrying and cartage service (including Mail contracting) ... ..	22	...	...	...	2	1	...
556	Tramway service (including trolley bus) ... ..	16	...	...	...	1	...	...
557	Motor bus and car service ... ..	128	...	...	...	...	...	...
558	Other road service (including livery stables) ... ..	11	...	...	...	...	...	...
559	Storage ... ..	3	...	...	...	...	...	...
	<b>TOTAL SUB GROUP E.1</b> ... ..	<b>267</b>	...	...	...	<b>9</b>	<b>1</b>	...

according to Industry—Detailed Table—Table 7 (b)—continued.

Murchison	Marginal	Carnarvon	Eastern Wheat Belt	Great Southern	Albany	Geraldton	Midland	Ex Metro- politan	South West	Migratory Population	TOTAL	Code No.
...	...	...	...	...	...	...	...	...	...	...	1	430
...	...	...	...	...	...	...	...	1	...	...	30	431
...	...	...	...	...	...	...	...	5	...	...	10	432
...	...	...	...	...	...	...	...	1	...	...	7	433
...	...	...	1	...	...	...	...	...	...	...	2	434
...	...	...	...	...	...	...	...	...	...	...	36	435
...	...	...	1	...	...	...	...	7	...	...	86	
...	...	...	...	...	...	...	...	...	...	...	12	440
...	...	...	...	...	...	...	...	...	...	...	1	441
...	...	...	...	...	...	...	...	...	...	...	3	444
...	...	...	...	...	...	...	...	...	...	...	16	
...	...	...	...	...	...	1	...	...	...	...	29	450
...	...	...	...	...	...	...	...	...	...	...	11	471
...	...	...	...	...	...	...	...	...	...	...	27	473
...	...	...	1	...	...	...	...	...	...	...	1	474
...	...	...	1	...	...	...	...	...	...	...	11	479
...	...	...	2	...	...	...	...	...	...	...	50	
...	...	...	...	...	1	...	...	...	...	...	6	480
1	...	...	...	...	1	...	...	2	2	...	59	481
1	...	...	...	...	2	...	...	2	2	...	65	
7	1	2	119	62	149	36	5	279	275	4	6,701	
...	...	...	...	...	1	...	...	...	2	...	38	510
...	...	...	...	...	...	...	...	1	...	...	3	520
...	1	...	1	...	...	...	...	...	...	...	1	526
...	...	...	...	...	...	...	...	...	...	...	11	527
...	...	...	...	...	...	...	...	...	...	...	1	530
...	1	...	1	...	...	...	...	1	...	...	16	
...	1	...	1	...	1	...	...	1	2	...	54	
1	...	1	...	1	...	...	...	1	1	...	31	540
...	...	...	...	...	...	...	...	...	1	...	10	550
...	...	1	...	1	3	1	...	1	2	...	31	551
4	...	...	9	13	5	...	2	4	16	...	94	552
...	...	...	...	4	...	...	...	2	3	...	18	553
...	...	...	...	...	...	...	...	...	...	...	12	554
...	...	1	1	1	1	...	1	5	5	...	40	555
...	...	...	...	1	...	...	...	...	...	...	18	556
...	...	...	...	1	...	...	1	8	...	...	138	557
...	...	...	...	...	...	...	...	...	...	...	11	558
...	...	...	...	...	...	...	...	...	...	...	3	559
4	...	2	10	21	9	1	4	20	27	...	375	

## Western Australia—Females in Regional Areas classified

Code No.	INDUSTRY	Metro-politan	East Kimberley	West Kimberley	North Central	Eastern Gold Field	Esperance	North West
<b>Sub Group 2.—Shipping :</b>								
560	Inadequately defined ... ..	25	...	...	...	...	...	...
561	Ferry and harbour service (including tugs, barges, lighters)...	2	...	...	...	...	...	...
562	Coastwise and oversea shipping ... ..	83	...	1	...	1	...	...
563	Boat hiring ... ..	2	...	...	...	...	...	...
564	Lighthouses and beacons ... ..	1	...	...	...	...	...	...
	TOTAL SUB GROUP E.2 ... ..	113	...	1	...	1	...	...
<b>Sub Group 3.—Loading and Discharging Vessels :</b>								
570	Loading and discharging vessels ... ..	3	...	...	...	...	...	...
<b>Sub Group 4.—Rail and Air Transport :</b>								
580	Rail service ... ..	132	...	...	...	16	...	...
581	Air transport ... ..	73	...	...	...	1	...	...
	TOTAL SUB GROUP E.4 ... ..	205	...	...	...	17	...	...
	TOTAL GROUP E ... ..	614	...	1	...	27	1	...
<b>GROUP F.—COMMUNICATION.</b>								
591	Post, telegraph and telephone service ... ..	290	...	1	...	41	4	2
592	Wireless communication (not broadcasting) and cable service	7	...	...	...	...	...	...
	TOTAL GROUP F ... ..	297	...	1	...	41	4	2
<b>GROUP G.—FINANCE AND PROPERTY.</b>								
<b>Sub Group 1.—Banking :</b>								
600	Banking ... ..	373	...	...	...	16	1	...
<b>Sub Group 2.—Insurance :</b>								
611	Insurance (including life assurance) ... ..	439	...	...	...	4	1	...
612	Friendly and benefit societies ... ..	10	...	...	...	2	...	...
619	Other ... ..	6	...	...	...	...	...	...
	TOTAL SUB GROUP G.2 ... ..	455	...	...	...	6	1	...
<b>Sub Group 3.—Other Offices, Agencies, etc. :</b>								
620	Inadequately defined ... ..	4	...	...	...	...	...	...
621	House and estate agencies, valuing, auctioneering (excluding stock and stations) ... ..	144	...	...	...	11	...	...
622	Building companies and societies ... ..	14	...	...	...	...	...	...
623	Money lending and pawnbroking ... ..	14	...	...	...	...	...	...
624	Cash order and hire purchase ... ..	11	...	...	...	...	...	...
625	Stock and share broking ... ..	25	...	...	...	...	...	...
626	Trustee companies ... ..	69	...	...	...	...	...	...
629	Other ... ..	111	...	...	...	7	...	...
	TOTAL SUB GROUP G.3 ... ..	392	...	...	...	18	...	...
	TOTAL GROUP G ... ..	1,220	...	...	...	40	2	...
<b>GROUP H.—COMMERCE.</b>								
640	Inadequately defined ... ..	67	...	...	...	8	...	...
<b>Sub Group 1.—Wholesale trade (other than Livestock and Primary Produce Dealing, etc.) :</b>								
650	Inadequately defined ... ..	455	...	...	...	15	...	...
651	Softgoods, etc., warehouses ... ..	66	...	...	...	...	...	...
652	Groceries ... ..	149	...	...	...	3	...	...
653	Meat, fish, dairy products ... ..	106	...	...	...	3	...	...
654	Fresh fruit and vegetables ... ..	61	...	...	...	...	...	...
655	Timber and other building materials ... ..	27	...	...	...	3	...	...
656	Fuel ... ..	117	...	...	...	1	...	...
657	Motor vehicles ... ..	70	...	...	...	4	...	...
658	Other ... ..	395	...	...	...	11	...	...
	TOTAL SUB GROUP H.1 ... ..	1,446	...	...	...	40	...	...

according to Industry—Detailed Table—Table 7 (b)—continued.

Murchison	Marginal	Carnarvon	Eastern Wheat Belt	Great Southern	Albany	Geraldton	Midland	Ex-Metro- politan	South West	Migratory Population	TOTAL	Code No.
...	...	...	...	...	...	...	...	...	...	...	25	560
...	...	...	...	...	...	...	...	...	...	...	2	561
...	...	...	...	...	1	1	...	2	1	24	114	562
...	...	...	...	...	...	...	...	...	...	...	2	563
...	...	...	...	...	...	...	...	...	...	...	1	564
...	...	...	...	...	1	1	...	2	1	24	144	
...	...	...	...	...	...	...	...	...	...	...	3	570
1	3	...	15	1	...	8	2	11	15	...	204	580
...	...	...	...	...	...	1	...	2	...	1	78	581
1	3	...	15	1	...	9	2	13	15	1	282	
6	3	3	25	23	10	11	6	36	44	25	835	
21	7	4	71	73	21	34	22	40	91	2	724	591
...	...	...	...	...	...	...	...	...	...	...	7	592
21	7	4	71	73	21	34	22	40	91	2	731	
1	...	1	9	19	4	3	1	5	16	1	450	600
...	...	...	2	1	...	1	...	18	2	1	469	611
...	...	...	...	...	...	...	...	...	...	...	12	612
...	...	...	...	...	...	...	...	...	...	...	6	619
...	...	...	2	1	...	1	...	18	2	1	487	
...	...	...	...	...	...	...	...	3	...	...	7	620
...	...	...	2	2	...	1	...	5	2	...	167	621
...	...	...	...	...	...	...	...	1	...	...	15	622
...	...	...	...	...	...	...	...	3	...	...	17	623
...	...	...	...	...	...	...	...	...	...	...	11	624
...	...	...	...	1	...	...	1	1	...	...	28	625
...	...	...	...	...	...	...	...	2	...	...	71	626
...	1	...	6	5	3	2	1	2	6	...	144	629
...	1	...	8	8	3	3	2	17	8	...	460	
1	1	1	19	28	7	7	3	40	28	2	1,397	
...	...	...	...	3	...	1	...	6	...	...	85	640
...	1	...	5	9	6	4	...	23	2	2	522	650
...	...	...	...	...	...	...	...	2	...	...	68	651
...	...	...	1	1	1	...	...	5	...	...	160	652
...	...	...	...	2	2	...	...	3	1	1	118	653
...	...	...	...	2	10	6	...	1	4	...	84	654
...	...	...	...	1	1	...	...	...	1	...	33	655
...	...	...	...	...	...	2	...	2	...	...	122	656
...	...	...	1	1	...	...	...	...	1	...	77	657
...	...	...	3	3	1	1	...	13	3	1	431	658
...	1	...	10	19	21	13	...	49	12	4	1,615	

## Western Australia—Females in Regional Areas classified

Code No.	INDUSTRY	Metro-politan	East Kimberley	West Kimberley	North Central	Eastern Gold Field	Esperance	North West
660	<b>Sub Group 2.—Livestock and Primary Produce Dealing :</b> Wool, skin and produce (other than dairy) dealing and stock and station agencies (so described) ... ..	305	...	...	...	2	...	1
670	<b>Sub Group 3.—Retail Trade :</b> Inadequately defined ... ..	694	...	...	...	51	4	2
	<b>Department, General, Clothing, Hardware, etc., Stores—</b>							
672	Departmental and general stores ... ..	918	1	...	...	13	...	2
673	Drapery, clothing and footwear ... ..	1,145	1	...	...	144	11	1
674	Crockery and hardware ... ..	122	1	...	...	10	1	...
675	Electrical appliances and radio ... ..	25	...	...	...	3	...	...
679	Other ... ..	6	...	...	...	...	...	...
	<b>Food Stores—</b>							
680	Inadequately defined ... ..	31	...	...	...	1	...	...
681	Butchers' meat ... ..	82	...	...	...	14	2	...
682	Milk, dairy products and smallgoods ... ..	95	...	...	...	7	...	...
683	Bread, cakes and pastry ... ..	83	...	...	...	6	...	...
684	Fresh fruit and vegetables ... ..	99	...	...	...	15	...	...
685	Groceries ... ..	918	1	1	2	119	12	3
689	Other ... ..	68	...	...	...	6	1	...
	<b>Other Retail Shops and Dealings—</b>							
691	Inadequately defined ... ..	4	...	...	...	1	...	...
692	Drugs and chemicals ... ..	144	...	...	...	13	1	...
693	Books, newspapers and stationery ... ..	189	...	...	...	13	2	...
694	Furniture, furnishings and floor coverings ... ..	51	...	...	...	5	2	...
695	Jewellery and watches ... ..	80	...	...	...	8	...	...
696	Tobacco, cigarettes and smokers' requisites ... ..	31	...	...	...	3	...	...
697	Sporting goods, games, toys, etc. ... ..	9	...	...	...	...	...	...
698	Leather goods ... ..	14	...	...	...	...	...	...
699	Other ... ..	190	...	...	...	8	...	...
	TOTAL SUB GROUP H.3 ... ..	4,998	4	1	2	440	36	8
	TOTAL GROUP H ... ..	6,816	4	1	2	490	36	9
	<b>GROUP I.—PUBLIC AUTHORITY, n.e.i., AND PROFESSIONAL ACTIVITIES.</b>							
	<b>Sub Group 1.—Public Authority Activities, n.e.i. :</b>							
700	Commonwealth, State and semi-government activities, n.e.i. ... ..	1,341	...	...	...	22	3	1
701	Local government activities, n.e.i. ... ..	53	...	...	...	9	1	...
702	Consular agencies and legations ... ..	7	...	...	...	...	...	...
	TOTAL SUB GROUP I.1 ... ..	1,401	...	...	...	31	4	1
	<b>Sub Group 2.—Defence : Enlisted Personnel :</b>							
710	Inadequately defined ... ..	1	...	...	...	...	...	...
711	Army ... ..	11	...	...	...	...	...	...
713	Air Force ... ..	6	...	...	...	...	...	...
	TOTAL SUB GROUP I.2 ... ..	18	...	...	...	...	...	...
	<b>Sub Group 3.—Defence : Civilian Employees :</b>							
720	Inadequately defined ... ..	1	...	...	...	...	...	...
721	Army ... ..	37	...	...	...	...	...	...
722	Navy ... ..	49	...	...	...	1	...	...
723	Air Force ... ..	17	...	...	...	...	...	...
	TOTAL SUB GROUP I.3 ... ..	104	...	...	...	1	...	...
	<b>Sub Group 4.—Law, Order and Public Safety :</b>							
731	Police ... ..	42	...	...	...	2	...	...
732	Prisons and reformatory institutions (not industrial schools) excluding inmates ... ..	2	...	...	...	...	...	...
733	Legal profession (private practice) ... ..	209	...	...	...	11	...	...
734	Fire brigades ... ..	3	...	...	...	...	...	...
	TOTAL SUB GROUP I.4 ... ..	256	...	...	...	13	...	...
	<b>Sub Group 5.—Religion and Social Welfare :</b>							
741	Social service and welfare organisations (not governmental) ... ..	99	2	...	...	...	...	...
742	Religion ... ..	121	...	...	...	6	6	2
743	Missions for aboriginals (staff only) ... ..	1	7	3	2	8	3	25
744	Benevolent institutions (other than hospitals) excluding inmates ... ..	179	...	...	...	...	...	6
	TOTAL SUB GROUP I.5 ... ..	400	9	3	2	14	9	33

according to Industry—Detailed Table—Table 7 (b)—continued.

Murchison	Marginal	Carnarvon	Eastern Wheat Belt	Great Southern	Albany	Geraldton	Midland	Ex-Metro-politan	South West	Migratory Population	TOTAL	Code No.
1	...	3	10	13	1	6	4	9	12	1	368	660
6	1	3	16	43	22	24	9	26	45	1	947	670
1	...	...	31	58	41	17	9	47	67	2	1,207	672
14	4	1	64	78	39	41	11	45	137	...	1,736	673
1	...	...	7	4	3	3	2	5	13	...	172	674
...	...	...	...	1	1	...	...	...	4	...	34	675
...	...	...	...	...	...	...	...	...	...	...	6	679
...	...	...	...	...	1	...	...	...	1	...	34	680
1	1	...	8	5	6	1	1	6	24	1	152	681
3	...	...	1	2	...	...	1	1	3	...	113	682
...	...	...	2	3	1	1	...	4	4	...	104	683
6	3	...	16	3	6	7	1	5	18	...	179	684
21	8	4	68	69	26	44	15	84	167	1	1,563	685
...	1	1	5	3	2	4	...	2	6	...	99	689
...	...	...	...	...	...	...	...	1	...	...	6	691
1	1	3	9	5	5	7	1	6	24	...	220	692
6	1	1	13	16	9	10	2	8	28	1	299	693
...	...	...	2	1	...	2	...	2	4	...	69	694
...	...	...	2	2	1	4	...	3	5	...	105	695
...	...	...	2	1	...	...	...	3	1	...	41	696
...	...	...	...	...	...	...	...	1	...	...	10	697
...	...	...	...	...	...	...	...	...	1	...	15	698
...	...	1	4	2	1	2	...	9	9	...	226	699
60	20	14	250	296	164	167	52	258	561	6	7,337	
61	21	17	270	331	186	187	56	322	585	11	9,405	
4	3	2	11	14	3	7	12	45	23	10	1,501	700
2	1	1	15	20	5	9	3	13	18	...	150	701
...	...	...	...	...	...	...	...	...	...	...	7	702
6	4	3	26	34	8	16	15	58	41	10	1,638	
...	...	...	...	...	...	...	...	2	...	...	1	710
...	...	...	...	...	...	...	...	5	...	3	16	711
...	...	...	...	...	...	...	...	...	...	...	11	713
...	...	...	...	...	...	...	...	7	...	3	28	
...	...	...	...	...	...	...	...	...	...	...	1	720
...	...	...	...	...	...	...	...	...	...	...	37	721
...	...	...	...	...	...	...	...	8	...	...	58	722
...	...	...	2	...	...	...	...	3	1	...	23	723
...	...	...	2	...	...	...	...	11	1	...	119	
...	...	...	...	1	...	...	...	2	1	...	48	731
...	...	...	...	...	...	...	...	...	...	...	2	732
...	...	...	4	6	4	4	...	2	12	...	252	733
...	...	...	...	...	...	...	...	...	...	...	3	734
...	...	...	4	7	4	4	...	4	13	...	305	
...	...	...	2	...	1	...	...	5	...	3	112	741
...	...	...	3	6	5	9	3	5	21	3	190	742
2	...	...	1	6	4	...	29	1	5	...	97	743
...	...	...	3	...	...	12	7	61	5	2	275	744
2	...	...	9	12	10	21	39	72	31	8	674	



## Western Australia—Females in Regional Areas classified

Code No.	INDUSTRY	Metro-politan	East Kimberley	West Kimberley	North Central	Eastern Gold Field	Esperance	North West
<b>Sub Group 6.—Health, Hospitals, etc. :</b>								
750	Inadequately defined ... ..	205	...	...	...	9	...	5
Hospitals (excluding inmates)—								
751	Inadequately defined ... ..	248	...	3	...	13	1	...
752	Public hospitals (other than mental) ... ..	1,417	7	10	...	158	16	26
753	Mental hospitals ... ..	107	...	...	...	...	...	...
754	Private hospitals (other than mental) ... ..	171	...	1	...	3	...	...
755	Medicine (private practice) ... ..	117	...	...	...	12	...	...
756	Dentistry (private practice) ... ..	136	...	...	...	6	1	...
757	Veterinary surgery (private practice) ... ..	4	...	...	...	...	...	...
758	Bush nursing ... ..	5	...	...	...	...	...	...
759	Private nursing and mid-wifery ... ..	37	...	...	...	2	...	...
760	Baby health centres ... ..	23	...	...	...	1	1	...
769	Other ... ..	117	...	...	...	1	...	...
TOTAL SUB GROUP I.6 ... ..		2,587	7	14	...	205	19	25
<b>Sub Group 7.—Education :</b>								
770	Inadequately defined ... ..	528	...	...	...	57	8	1
771	Kindergarten, primary, secondary schools ... ..	900	1	3	...	83	1	11
772	Technical colleges ... ..	85	...	...	...	7	1	...
773	Agricultural colleges ... ..	1	...	...	...	...	...	...
774	Universities ... ..	112	...	...	...	...	...	...
775	Other schools and private teaching ... ..	162	1	...	...	12	...	...
776	Libraries and reading rooms ... ..	73	...	...	...	5	1	...
779	Other ... ..	2	...	...	...	...	...	...
TOTAL SUB GROUP I.7 ... ..		1,863	2	3	...	164	11	12
<b>Sub Group 8.—Other Professional :</b>								
780	Inadequately defined ... ..	1	...	...	...	...	...	...
781	Civil engineering and surveying ... ..	3	...	...	...	...	...	...
782	Architecture ... ..	23	...	...	...	...	...	...
783	Accountancy and auditing ... ..	235	...	1	...	12	1	1
784	Musical composition, literature, painting and sculpture ... ..	4	...	...	...	...	...	...
785	Industrial, trade associations ... ..	83	...	...	...	4	...	...
789	Other ... ..	17	...	...	...	1	...	...
TOTAL SUB GROUP I.8 ... ..		366	...	1	...	17	1	1
TOTAL GROUP I ... ..		6,995	18	21	2	445	44	72
<b>GROUP J.—AMUSEMENT, HOTELS, CAFES, PERSONAL SERVICE, etc. :</b>								
<b>Sub Group 1.—Amusement, Sport and Recreation :</b>								
800	Inadequately defined ... ..	56	...	...	...	...	...	...
801	Theatre ... ..	16	...	...	...	...	...	...
802	Motion picture production and picture theatres ... ..	135	...	...	...	5	...	...
803	Wireless broadcasting (including technical service) ... ..	79	...	...	...	5	...	...
804	Music ... ..	9	...	...	...	...	...	...
Racing and other professional sport—								
806	Horse racing (racecourses and training stables) ... ..	4	...	...	...	1	...	...
808	Bookmaking ... ..	1	...	...	...	...	...	...
809	Other professional sport ... ..	3	...	...	...	...	...	...
810	Parks, gardens and recreation grounds ... ..	4	...	...	...	1	...	...
811	Tourist bureaux and agencies (including government) ... ..	8	...	...	...	...	...	...
812	Lotteries, art unions, etc. ... ..	36	...	...	...	...	...	...
819	Other ... ..	43	...	5	...	...	...	...
TOTAL SUB GROUP J.1 ... ..		394	...	5	...	12	...	...
<b>Sub Group 2.—Hotels, Cafes, Personal Service, etc. :</b>								
820	Inadequately defined ... ..	128	...	...	...	17	1	...
821	Private domestic service (indoor and outdoor) ... ..	1,068	2	4	...	117	10	27
Hotels, boarding houses and restaurants—								
822	Inadequately defined ... ..	...	...	...	...	...	...	...
823	Licensed hotels ... ..	1,044	6	11	2	197	16	39
824	Boarding and lodging houses ... ..	1,056	...	1	...	96	11	9
825	Restaurants and tea rooms ... ..	636	2	1	...	75	4	...
826	Club houses, club rooms (not sporting clubs) ... ..	78	...	...	...	1	...	...
827	Laundries, job dyeing and dry cleaning ... ..	243	1	...	...	22	1	...
828	Hairdressing, manicure and beauty parlours ... ..	488	...	...	...	38	2	...
829	Undertaking, cremation and grave digging ... ..	7	...	...	...	...	...	...
839	Other ... ..	13	...	...	...	...	...	...
TOTAL SUB GROUP J.2 ... ..		4,761	11	17	2	563	45	80
TOTAL GROUP J ... ..		5,155	11	22	2	575	45	80

according to Industry—Detailed Table—Table 7 (b)—continued.

Murchison	Marginal	Carnarvon	Eastern Wheat Belt	Great Southern	Albany	Geraldton	Midland	Ex-Metro- politan	South West	Migratory Population	TOTAL	Code No.
2	1	4	22	8	7	11	11	19	25	7	336	750
8	...	2	14	19	6	12	1	11	19	...	357	751
22	7	10	122	114	55	65	16	60	170	7	2,276	752
...	...	...	...	...	...	1	...	...	...	...	108	753
...	...	...	7	8	...	13	...	5	9	...	217	754
...	...	...	...	5	5	3	...	1	5	...	148	755
...	...	...	6	4	1	4	...	5	10	...	173	756
...	...	...	...	...	...	...	...	...	...	...	4	757
...	...	...	1	...	...	1	1	...	1	...	9	758
...	...	...	...	2	...	2	1	3	1	2	50	759
...	...	...	1	1	...	1	...	3	1	...	32	760
...	...	...	6	...	...	1	...	6	1	...	132	769
32	8	16	179	161	74	114	30	113	242	16	3,842	
10	5	3	64	76	28	34	13	52	98	3	980	770
18	7	5	63	73	23	85	25	57	109	2	1,466	771
...	...	...	...	1	1	1	...	6	2	...	104	772
...	...	...	1	...	2	...	1	1	...	...	6	773
...	...	...	...	...	...	...	...	...	...	...	112	774
2	...	3	5	10	3	1	...	9	6	2	216	775
...	1	...	1	1	...	...	...	2	1	1	86	776
...	...	...	...	...	...	...	...	1	...	...	3	779
30	13	11	134	161	57	121	39	128	216	8	2,973	
...	...	...	...	...	...	...	...	...	...	...	1	780
...	...	...	...	...	...	...	...	...	...	...	3	781
...	...	...	...	...	...	...	1	...	...	...	24	782
2	...	1	8	7	...	4	2	10	12	...	296	783
...	...	...	...	...	...	...	...	...	...	...	4	784
...	...	...	...	...	...	...	...	4	1	...	92	785
...	...	...	...	...	...	...	...	...	...	...	18	789
2	...	1	8	7	...	4	3	14	13	...	438	
72	25	31	362	382	153	280	126	407	557	45	10,037	
...	...	...	1	...	...	...	...	2	2	1	62	800
...	...	...	...	...	...	...	...	...	...	...	16	801
...	...	...	3	2	...	1	...	2	8	...	156	802
...	...	...	...	...	...	3	...	...	...	...	87	803
...	...	...	...	...	...	1	...	...	...	...	10	804
...	...	...	...	...	...	...	...	...	...	...	5	806
...	...	...	...	...	...	...	...	...	...	...	1	808
...	...	...	...	...	...	...	...	...	...	...	3	809
...	...	...	...	...	...	...	...	1	...	...	6	810
...	...	...	...	...	...	1	...	1	...	...	10	811
...	...	...	...	...	...	...	...	...	...	...	36	812
1	...	...	...	...	...	...	...	2	1	...	52	819
1	...	...	4	2	...	6	...	8	11	1	444	
2	1	4	8	9	1	2	1	7	12	1	194	820
32	10	9	193	218	82	112	83	116	340	5	2,428	821
...	...	...	...	4	...	...	...	...	1	...	5	822
75	22	29	151	130	55	127	36	60	179	4	2,183	823
12	7	1	55	51	48	35	11	41	137	1	1,572	824
6	6	3	35	49	19	26	4	26	100	...	995	825
1	...	...	...	...	1	...	...	1	...	...	82	826
2	...	...	4	1	7	4	...	6	22	...	314	827
3	...	...	16	18	9	15	1	20	37	1	649	828
...	...	...	...	...	...	...	...	...	1	...	8	829
...	...	...	...	...	...	...	...	1	...	1	15	839
133	46	46	462	480	222	321	136	278	829	13	8,445	
134	46	46	466	482	222	327	136	286	840	14	8,889	

## Western Australia—Females in Regional Areas classified

Code No.	INDUSTRY	Metro-politan	East Kimberley	West Kimberley	North Central	Eastern Gold Field	Esperance	North West
<b>GROUP L.—INDUSTRY INADEQUATELY DESCRIBED.</b>								
851	Accountant, auditor (not grade E or O) ... ..	3	...	...	...	...	...	...
853	Caretaker, cleaner, watchman (undefined) ... ..	75	...	...	...	5	...	...
854	Carpenter, carpenter and joiner, carpentering (undefined) ... ..	...	...	...	...	...	...	...
855	Clerical, clerk (undefined) ... ..	27	...	...	...	...	...	...
856	Contracting, contractor (undefined) ... ..	3	...	...	...	1	...	...
857	Electrical, electrical trade (undefined) ... ..	18	...	...	...	...	...	...
858	Electrical fitter, fitting (undefined) ... ..	1	...	...	...	...	...	...
859	Electrician (undefined) ... ..	5	...	...	...	...	...	...
863	Machinist (undefined) ... ..	6	...	...	...	...	...	...
864	Metal trade, trades (undefined) ... ..	1	...	...	...	...	...	...
865	Milk, milk industry ... ..	1	...	...	...	...	...	...
866	Motor, motor industry, motor trade ... ..	63	...	...	...	2	...	...
867	Motor driver (undefined) ... ..	1	...	...	...	...	...	...
868	Motor mechanic ... ..	1	...	...	...	...	...	...
869	Office, office work (undefined)... ..	88	...	...	...	6	...	...
870	Packer, packing, storeman (undefined) ... ..	1	...	...	...	...	...	...
871	Painter, painting (undefined) ... ..	1	...	...	...	...	...	...
872	Plumber, plumbing, gasfitting (undefined) ... ..	22	...	...	...	...	...	...
874	Radio (undefined) ... ..	5	...	...	...	...	...	...
875	Secretary (not grade E or O) industry not stated ... ..	2	...	...	...	...	...	...
876	Stenographer, typist (undefined) ... ..	29	...	...	...	...	...	...
877	Telephonist (undefined) ... ..	1	...	...	...	...	...	...
878	Timber, timber industry ... ..	12	...	...	...	...	...	...
880	Industry inadequately described (other) ... ..	329	...	...	...	12	...	...
	<b>TOTAL GROUP L</b> ... ..	<b>695</b>	...	...	...	<b>26</b>	...	<b>1</b>
<b>GROUP M.—INDUSTRY NOT STATED.</b>								
890	Industry not stated (nil or not answered) ... ..	1,439	3	4	...	87	18	4
<b>GROUP N.—PERSONS NOT GAINFULLY OCCUPIED.</b>								
900	Persons not gainfully occupied ... ..	111,817	167	193	39	12,388	1,445	804
	<b>GRAND TOTAL</b> ... ..	<b>140,858</b>	<b>233</b>	<b>251</b>	<b>45</b>	<b>14,326</b>	<b>1,614</b>	<b>997</b>

according to Industry—Detailed Table—Table 7 (b)—continued.

Murchison	Marginal	Carnarvon	Eastern Wheat Belt	Great Southern	Albany	Geraldton	Midland	Ex-Metro- politan	South West	Migratory Population	TOTAL	Code No.
...	...	...	...	...	...	...	...	...	...	...	3	851
1	...	...	1	1	1	1	...	...	2	...	87	853
...	...	...	...	...	...	...	...	...	1	...	1	854
...	...	...	...	...	...	1	2	1	...	1	32	855
...	...	...	...	...	...	1	...	...	...	...	5	856
...	...	...	...	...	...	...	...	1	1	...	20	857
...	...	...	...	...	...	...	...	...	...	...	1	858
...	...	...	...	...	...	...	...	...	...	...	5	859
...	...	...	...	...	...	...	...	...	...	...	6	863
...	...	...	...	...	...	...	...	...	...	...	1	864
...	...	...	...	...	...	...	...	...	...	...	1	865
...	...	...	2	1	...	2	...	3	2	...	75	866
...	...	...	...	...	...	...	...	...	...	...	1	867
...	...	...	...	...	...	...	...	...	...	...	1	868
...	...	...	2	1	1	...	1	6	...	1	107	869
...	...	...	...	...	...	...	...	...	...	...	1	870
...	...	...	...	...	...	...	...	...	...	...	1	871
...	...	...	...	...	...	...	...	2	...	...	24	872
...	...	...	...	...	...	...	...	...	...	...	5	874
...	...	...	...	...	...	1	...	...	...	...	3	875
...	...	...	...	1	...	...	...	2	...	...	32	876
...	...	...	...	...	...	...	...	...	5	...	17	877
...	...	...	...	...	...	...	...	...	10	...	17	878
...	...	1	9	6	...	7	2	19	10	2	397	880
1	...	1	14	10	2	13	5	34	21	4	827	
7	1	10	102	94	9	61	19	97	95	12	2,062	890
2,127	958	633	10,900	13,785	5,307	5,585	3,192	12,647	19,747	207	201,941	900
2,511	1,073	794	12,508	15,478	6,150	6,623	3,612	14,375	22,627	329	244,404	



CENSUS OF THE COMMONWEALTH OF AUSTRALIA

30th JUNE, 1947

# REGIONAL TABLES

VOLUME 6

TASMANIA



CENSUS OF THE COMMONWEALTH OF AUSTRALIA

30th JUNE, 1947

# REGIONAL TABLES

VOLUME 6

TASMANIA

---

Issued by the Department of Post-War Reconstruction,  
Regional Planning Division,  
CANBERRA, A.C.T.

By arrangement with Roland Wilson, C.B.E., B.Com., D.Phil., Ph.D.  
COMMONWEALTH STATISTICIAN.

CENSUS OF THE COMMONWEALTH OF  
AUSTRALIA, 1947

---

REGIONAL TABLES  
TASMANIA

---

PREFACE

IN order to assist Commonwealth and State Officers, members of Regional Development Committees and others concerned with Regional Planning, the Commonwealth Statistician, Dr. Roland Wilson, agreed to provide portion of the results of the 1947 Census classified according to the regional areas defined in each State. By arrangement with the Commonwealth Statistician the Department of Post War Reconstruction is distributing the Regional Tables. This volume includes all regional figures at present available for Tasmanian regions.

L. F. CRISP,  
Director-General of Post-War Reconstruction.

CENSUS OF THE COMMONWEALTH OF AUSTRALIA, 1947.

---

TASMANIA

---

REGIONAL TABLES

---

CONTENTS

	Page.
Local Government Areas Included in Regions ... ..	4
TABLE 1—Population in Regions ... ..	4
TABLE 2—Tasmanian Regions—Grouped Ages—	
(a) Males ... ..	5
(b) Females ... ..	5
(c) Total Persons ... ..	6
TABLE 3—Tasmanian Regions—Conjugal Condition—	
(a) Males ... ..	6
(b) Females ... ..	6
TABLE 4—Tasmanian Regions—	
(a) Males with dependent children under 16 years of age ... ..	7
(b) Females with dependent children under 16 years of age ... ..	7
TABLE 5—Tasmanian Regions—Occupational Status—	
(a) Males ... ..	7
(b) Females ... ..	7
TABLE 6—Tasmanian Regions—Summary Table—Classification According to Industry—	
(a) Males ... ..	8
(b) Females ... ..	10
TABLE 7—Tasmanian Regions—Detailed Table—Classification According to Industry—	
(a) Males ... ..	12
(b) Females ... ..	22



## Regions—TASMANIA.

Regional boundaries are shown on Regional Planning Division Map of Australia, Ref. No. A 102/10 1 January, 1949.

Local Government Areas included in Tasmanian Regions are shown below :—

REGION.	LOCAL GOVERNMENT AREAS.
1. North West ... ..	Burnie, Circular Head, Devonport, Kentish, King Island, Latrobe, Leven (1), Penguin, Table Cape (2), Waratah.
2. North ... ..	Beaconsfield, Deloraine, Evandale, Fingal, Flinders, George Town, Launceston, Lilydale, Longford, Portland, Ringarooma, St. Leonards, Scottsdale, Westbury.
3. West ... ..	Gormonston, Queenstown, Strahan, Zeehan.
4. Midlands ... ..	Bothwell, Campbell Town, Green Ponds, Hamilton, Oatlands, Ross.
5. South East ... ..	Glamorgan, Spring Bay, Sorell, Tasman.
6. South ... ..	Brighton, Bruny, Clarence, Esperance, Glenorchy, Hobart, Huon, Kingborough, New Norfolk, Port Cygnet, Richmond.

1 New Ulverstone.

2 New Wynyard.

## Tasmania—Population in Regions—Table 1—As at 30th June, 1947.

(Exclusive of full-blood aboriginals.)

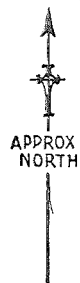
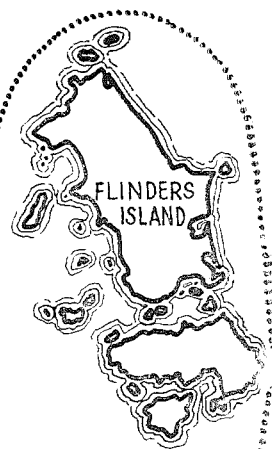
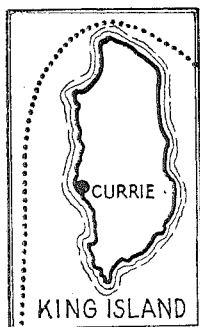
REGION.	Males.	Females.	Persons.
South (Metropolitan)* ... ..	36,518	40,016	76,534
North West ... ..	27,319	25,316	52,635
North ... ..	36,993	37,906	74,899
West ... ..	4,376	3,694	8,070
Midland ... ..	5,787	4,794	10,581
South East ... ..	2,597	2,338	4,935
South (Extra-Metropolitan)* ... ..	14,990	13,731	28,721
Migratory Population ... ..	664	39	703
<b>TOTALS</b> ... ..	<b>129,244</b>	<b>127,834</b>	<b>257,078</b>

\* Combined Metropolitan (Hobart) and Extra Metropolitan Areas constitute South Region.

# TASMANIA REGIONS

SCALE OF MILES  
10 0 10 20 30 40

REGIONAL BOUNDARIES ———



1  
NORTH WEST

WYNYARD

BURNIE

DEVONPORT

2  
NORTH

SCOTTSDALE

LAUNCESTON

DELORAINÉ

3  
WEST

QUEENSTOWN

STRAHAN

4  
MIDLANDS

Great Lake

Lake St. Clair

Lake Echo

Lake Sorell

OATLANDS

SWANSEA

SOUTHEAST


6  
SOUTH

NEW NORFOLK

HOBART

SORELL

T. 101/2-1 · OCT 1949.



Tasmania—Grouped Ages in Regional Areas—Males—Table 2 (a).

Age Last Birthday	South (Met.)	North West	North	West	Midland	South East	South (Ex-Met.)	Migratory Population	TOTAL
00-04 ... ..	3,806	3,325	4,244	578	636	286	1,913	...	14,788
05-09 ... ..	3,007	2,808	3,315	528	574	273	1,647	2	12,154
10-14 ... ..	2,774	2,368	2,979	376	462	216	1,346	1	10,522
15-19 ... ..	2,890	2,297	3,019	306	432	197	1,197	41	10,379
20-24 ... ..	3,239	2,166	2,827	314	481	167	1,083	78	10,355
25-29 ... ..	2,985	1,969	2,911	322	423	173	971	57	9,811
30-34 ... ..	2,880	2,077	2,765	395	455	210	1,195	52	10,029
35-39 ... ..	2,561	1,912	2,656	410	431	172	1,060	64	9,266
40-44 ... ..	2,247	1,722	2,316	311	360	170	886	49	8,061
45-49 ... ..	2,065	1,457	2,031	230	336	143	749	58	7,069
50-54 ... ..	1,922	1,120	1,762	144	276	114	653	34	6,025
55-59 ... ..	1,755	1,035	1,685	134	256	113	574	41	5,593
60-64 ... ..	1,384	924	1,456	110	233	104	564	32	4,807
65-69 ... ..	1,062	748	1,153	101	173	108	454	10	3,809
70-74 ... ..	730	540	775	45	101	62	269	1	2,523
75-79 ... ..	479	393	566	33	77	37	199	...	1,784
80-84 ... ..	237	183	279	9	38	27	98	...	871
85-89 ... ..	98	79	100	1	19	8	34	...	339
90-94 ... ..	23	19	14	3	4	1	1	...	65
95-99 ... ..	4	1	3	...	...	1	1	...	10
100 and over ... ..	...	...	1	...	...	...	...	...	1
Not Stated ... ..	370	176	136	26	20	15	96	144	983
TOTAL ... ..	36,518	27,319	36,993	4,376	5,787	2,597	14,990	664	129,244
Under 21 years ... ..	13,113	11,200	14,052	1,846	2,195	1,009	6,314	59	49,788
21 years and over ... ..	23,035	15,943	22,805	2,504	3,572	1,573	8,580	461	78,473
Not Stated ... ..	370	176	136	26	20	15	96	144	983
TOTAL ... ..	36,518	27,319	36,993	4,376	5,787	2,597	14,990	664	129,244

Tasmania—Grouped Ages in Regional Areas—Females—Table 2 (b).

Age Last Birthday	South (Met.)	North West	North	West	Midland	South East	South (Ex-Met.)	Migratory Population	TOTAL
00-04 ... ..	3,707	3,115	3,944	526	621	313	1,864	...	14,090
05-09 ... ..	3,003	2,653	3,230	466	520	238	1,524	...	11,634
10-14 ... ..	2,727	2,240	2,967	361	428	196	1,263	1	10,183
15-19 ... ..	3,151	2,115	3,072	287	368	165	1,011	...	10,169
20-24 ... ..	3,568	2,063	3,127	270	342	168	979	3	10,520
25-29 ... ..	3,334	1,969	3,023	324	339	169	1,070	3	10,231
30-34 ... ..	3,137	1,890	2,887	317	403	190	1,065	7	9,896
35-39 ... ..	2,704	1,697	2,648	303	356	152	933	5	8,798
40-44 ... ..	2,320	1,405	2,247	216	281	125	754	2	7,350
45-49 ... ..	2,369	1,250	2,060	141	224	101	660	2	6,807
50-54 ... ..	2,292	1,124	2,003	99	212	110	601	4	6,445
55-59 ... ..	2,062	1,004	1,811	107	188	102	552	3	5,829
60-64 ... ..	1,656	887	1,547	96	176	118	504	...	4,984
65-69 ... ..	1,333	686	1,166	81	140	76	357	2	3,841
70-74 ... ..	995	475	833	40	89	41	230	1	2,704
75-79 ... ..	636	314	644	27	55	40	163	...	1,879
80-84 ... ..	387	169	365	15	26	20	85	...	1,067
85-89 ... ..	185	84	141	4	11	7	48	...	480
90-94 ... ..	26	17	32	...	8	2	8	...	93
95-99 ... ..	4	...	7	...	1	...	...	...	12
100 and over ... ..	1	...	...	...	...	...	1	...	2
Not Stated ... ..	419	159	152	14	6	5	59	6	820
TOTAL ... ..	40,016	25,316	37,906	3,694	4,794	2,338	13,731	39	127,834
Under 21 years ... ..	13,274	10,513	13,776	1,685	2,000	943	5,854	1	48,046
21 years and over ... ..	26,323	14,644	23,978	1,995	2,788	1,390	7,818	32	78,968
Not Stated ... ..	419	159	152	14	6	5	59	6	820
TOTAL ... ..	40,016	25,316	37,906	3,694	4,794	2,338	13,731	39	127,834

Tasmania—Grouped Ages in Regional Areas—Persons—Table 2 (c).

Age last Birthday	South (Met.)	North West	North.	West	Midland	South East	South (Ext. Met.)	Migratory Population	TOTAL
00-04	7,513	6,440	8,188	1,104	1,257	599	3,777	...	28,878
05-09	6,010	5,461	6,545	994	1,094	511	3,171	2	23,788
10-14	5,501	4,608	5,946	737	890	412	2,609	2	20,705
15-19	6,041	4,412	6,091	593	800	362	2,208	41	20,548
20-24	6,807	4,229	5,954	584	823	335	2,062	81	20,875
25-29	6,319	3,938	5,934	646	762	342	2,041	60	20,042
30-34	6,017	3,967	5,652	712	858	400	2,260	59	19,925
35-39	5,265	3,609	5,304	713	787	324	1,993	69	18,064
40-44	4,567	3,127	4,563	527	641	295	1,640	51	15,411
45-49	4,434	2,707	4,091	371	560	244	1,409	60	13,876
50-54	4,214	2,244	3,765	243	488	224	1,254	38	12,470
55-59	3,817	2,039	3,496	241	444	215	1,126	44	11,422
60-64	3,040	1,811	3,003	206	409	222	1,068	32	9,791
65-69	2,395	1,434	2,319	182	313	184	811	12	7,650
70-74	1,725	1,015	1,608	85	190	103	499	2	5,227
75-79	1,115	707	1,210	60	132	77	362	...	3,663
80-84	624	352	644	24	64	47	183	...	1,938
85-89	283	163	241	5	30	15	82	...	819
90-94	49	36	46	3	12	3	9	...	158
95-99	8	1	10	...	1	1	1	...	22
100 and over...	1	...	1	...	...	...	1	...	3
Not Stated ...	789	335	288	40	26	20	155	150	1,803
TOTAL ...	76,534	52,635	74,899	8,070	10,581	4,935	28,721	703	257,078
Under 21 years ...	26,387	21,713	27,828	3,531	4,195	1,952	12,168	60	97,834
21 years and over ...	49,358	30,587	46,783	4,499	6,360	2,963	16,398	493	157,441
Not Stated ...	789	335	288	40	26	20	155	150	1,803
TOTAL ...	76,534	52,635	74,899	8,070	10,581	4,935	28,721	703	257,078

Tasmania—Conjugal Condition of Males and Females recorded in each Regional Area—Table 3.

REGIONAL AREA	NEVER MARRIED			Married (a)	Widowed	Divorced	Not Stated	TOTAL
	Under 15 years of Age	15 years of Age and Over	TOTAL					
(a) MALES								
South (Metropolitan) ...	9,587	8,055	17,642	17,332	1,112	283	149	36,518
North West ...	8,501	6,284	14,785	11,659	747	66	62	27,319
North ...	10,486	8,281	18,767	16,829	1,149	188	60	36,993
West ...	1,482	992	2,474	1,730	117	24	31	4,376
Midlands ...	1,672	1,521	3,193	2,383	168	31	12	5,787
South East ...	775	629	1,404	1,094	81	13	5	2,597
South (Ex-Metropolitan) ...	4,906	3,363	8,269	6,184	417	64	56	14,990
Migratory Population ...	3	380	383	242	12	17	10	664
TOTAL ...	37,412	29,505	66,917	57,453	3,803	686	385	129,244
(b) FEMALES.								
South (Metropolitan) ...	9,437	8,973	18,410	17,621	3,332	328	325	40,016
North West ...	8,008	4,235	12,243	11,470	1,512	46	45	25,316
North ...	10,141	7,578	17,719	16,981	2,916	190	100	37,906
West ...	1,353	472	1,825	1,639	206	6	18	3,694
Midlands ...	1,569	731	2,300	2,197	279	10	8	4,794
South East ...	747	356	1,103	1,062	156	11	6	2,338
South (Ex-Metropolitan) ...	4,651	2,097	6,748	6,185	726	41	31	13,731
Migratory Population ...	1	17	18	17	3	1	...	39
TOTAL ...	35,907	24,459	60,366	57,172	9,130	633	533	127,834

(a) Includes persons permanently separated (legally or otherwise).

Tasmania—Males and Females with Dependent Children under 16 years of age in each Regional Area—Table 4.

REGIONAL AREA	DEPENDENT CHILDREN TO THE NUMBER OF—												Total with Dependent Children	Total Number of Dependent Children
	1	2	3	4	5	6	7	8	9	10	11	12		
(a) MALES.														
South (Metropolitan) ... ..	4,191	2,703	1,295	522	205	100	48	15	9	5	...	...	9,093	17,782
North West ... ..	2,716	2,115	1,179	645	328	164	81	32	18	5	...	...	7,283	16,722
North ... ..	3,961	2,921	1,464	636	276	157	72	28	15	4	...	...	9,534	19,964
West ... ..	409	309	228	108	60	34	9	7	6	...	...	1,170	2,820	
Midlands ... ..	519	430	265	130	69	50	11	10	...	1	...	1,485	3,506	
South East ... ..	261	200	113	67	26	17	3	1	...	1	...	690	1,551	
South (Ex-Metropolitan) ... ..	1,365	1,097	684	354	212	117	53	26	10	1	1	3,920	9,479	
Migratory Population ... ..	41	33	14	6	2	...	...	...	...	...	...	96	183	
<b>TOTAL ... ..</b>	<b>13,463</b>	<b>9,808</b>	<b>5,242</b>	<b>2,468</b>	<b>1,178</b>	<b>639</b>	<b>277</b>	<b>119</b>	<b>58</b>	<b>17</b>	<b>1</b>	<b>1</b>	<b>33,271</b>	<b>72,007</b>
(b) FEMALES.														
South (Metropolitan) ... ..	405	169	73	28	12	...	...	...	...	...	...	...	687	1,134
North West ... ..	184	92	32	18	10	1	1	1	...	...	...	...	339	607
North ... ..	401	153	69	32	17	2	2	...	1	...	...	...	677	1,162
West ... ..	23	10	12	3	1	...	...	1	...	...	...	...	50	104
Midlands ... ..	47	12	10	1	3	...	...	...	...	...	...	...	73	120
South East ... ..	16	8	4	2	1	...	...	...	...	...	...	...	31	57
South (Ex-Metropolitan) ... ..	99	62	14	17	8	...	1	2	...	...	...	...	203	396
Migratory Population ... ..	1	3	...	...	...	...	...	...	...	...	...	...	4	7
<b>TOTAL ... ..</b>	<b>1,176</b>	<b>509</b>	<b>214</b>	<b>101</b>	<b>52</b>	<b>3</b>	<b>4</b>	<b>4</b>	<b>1</b>	<b>...</b>	<b>...</b>	<b>...</b>	<b>2,064</b>	<b>3,587</b>

Tasmania—Occupational Status of Males and Females recorded in each Regional Area—Table 5.

REGIONAL AREA	IN WORK FORCE					Not at Work (a)	Total in Work Force	Not in Work Force	Occupational Status Not Stated	GRAND TOTAL
	AT WORK									
	Employer	Self Employed	Employee (on wage or salary)	Helper (not on wage or salary)	Total					
(a) MALES.										
South (Metropolitan) ... ..	1,512	1,409	19,085	38	22,044	645	22,689	13,560	269	36,518
North West ... ..	1,599	3,943	10,451	373	16,366	295	16,661	10,518	140	27,319
North ... ..	1,975	3,603	16,529	275	22,382	615	22,997	13,868	128	36,993
West ... ..	76	87	2,498	2	2,663	33	2,696	1,665	15	4,376
Midlands ... ..	275	837	2,416	87	3,615	57	3,672	2,094	21	5,787
South East ... ..	200	443	870	25	1,538	35	1,573	1,017	7	2,597
South (Ex-Metropolitan) ... ..	1,019	2,085	5,139	186	8,429	169	8,598	6,313	79	14,990
Migratory Population ... ..	14	21	614	...	649	1	650	8	6	664
<b>TOTAL ... ..</b>	<b>6,670</b>	<b>12,428</b>	<b>57,602</b>	<b>986</b>	<b>77,686</b>	<b>1,850</b>	<b>79,536</b>	<b>49,043</b>	<b>665</b>	<b>129,244</b>
(b) FEMALES.										
South (Metropolitan) ... ..	216	396	7,453	13	8,078	159	8,237	31,682	97	40,016
North West ... ..	121	207	2,506	30	2,864	79	2,943	22,342	31	25,316
North ... ..	194	390	5,676	25	6,285	162	6,447	31,434	25	37,906
West ... ..	15	23	385	2	425	6	431	3,260	3	3,694
Midlands ... ..	24	33	359	5	421	15	436	4,355	3	4,794
South East ... ..	13	32	156	...	201	14	215	2,122	1	2,338
South (Ex-Metropolitan) ... ..	67	107	991	11	1,176	38	1,214	12,499	18	13,731
Migratory Population ... ..	1	1	7	...	9	5	14	23	2	39
<b>TOTAL ... ..</b>	<b>651</b>	<b>1,189</b>	<b>17,533</b>	<b>86</b>	<b>19,459</b>	<b>478</b>	<b>19,937</b>	<b>107,717</b>	<b>180</b>	<b>127,834</b>

(a) Includes persons who were (1) unable to secure employment, (2) temporarily laid off from their jobs, and (3) not actively seeking work at the time of the Census on account of sickness or accident, industrial dispute, resting between jobs or for any other reason.

Tasmania—Males in Regional Areas classified according to Industry—Summary Table—Table 6 (a).

Group	INDUSTRY	South (Met.)	North West	North	West	Mid-lands	South East	South (Ex-Met.)	Migra-tory	TOTA
<b>A. PRIMARY PRODUCTION :</b>										
	Fishing ... ..	105	174	146	1	3	107	117	60	713
	Hunting and Trapping ... ..	2	32	112	...	151	8	9	1	315
	Agriculture, Grazing and Dairying—									
	Agriculture and Mixed Farming ... ..	457	5,071	3,584	6	1,095	469	4,059	2	14,743
	Grazing ... ..	21	121	570	2	580	168	82	1	1,545
	Dairying ... ..	91	940	796	8	14	93	112	...	2,054
	Pig Farming ... ..	5	2	10	1	...	...	6	...	21
	Poultry Farming ... ..	25	13	38	1	3	5	17	...	102
	Beekeeping ... ..	...	6	6	1	...	...	...	...	13
	Other ... ..	4	18	26	...	16	1	6	...	71
	TOTAL ... ..	603	6,171	5,030	19	1,708	736	4,282	3	18,551
	Forestry ... ..	106	415	543	46	86	59	344	1	1,600
	TOTAL GROUP A ... ..	816	6,792	5,831	66	1,948	910	4,752	65	21,180
<b>B. MINING AND QUARRYING :</b>										
	Mining ... ..	35	286	801	1,563	53	2	9	...	2,749
	Quarrying ... ..	57	44	18	1	...	8	29	...	157
	TOTAL GROUP B ... ..	92	330	819	1,564	53	10	38	...	2,906
<b>C. MANUFACTURING :</b>										
	Inadequately defined ... ..	126	11	23	...	...	...	11	...	171
	Manufacture relating to Cement, Bricks, Glass, Stone, Coke, Oil, etc. ... ..	170	234	127	...	...	...	18	...	549
	Founding, Engineering and Metal-working (including Shipbuilding) ... ..	2,236	197	500	305	12	11	71	...	3,332
	Manufacture, Assembly and Repair of Vehicles, Parts and Accessories ... ..	257	121	752	4	2	1	8	...	1,145
	Manufacture of Textile and Fibrous Materials (not Dress) ... ..	129	2	1,313	...	...	1	1	2	1,448
	Manufacture of Clothing ... ..	99	16	89	2	...	...	5	...	217
	Boot and Shoe Making (other than Rubber) Accessories and Repairing ... ..	160	45	72	4	5	3	10	...	299
	Manufacture of Food and Drink ... ..	1,562	497	644	24	26	57	233	1	3,044
	Tobacco Manufacture ... ..	...	...	1	...	...	...	...	...	1
	Manufacture of Furniture, Fittings (not metal), Woodworking, Basketware, etc. ... ..	444	761	1,269	37	107	79	472	...	3,169
	Paper, Printing, Bookbinding and Photography ... ..	521	755	245	6	7	1	387	...	1,922
	Manufacture of Paints, Non-mineral Oils, Grease ... ..	29	8	14	...	...	...	...	...	51
	Manufacture of Chemicals, Dyes, etc. ... ..	51	22	13	...	...	...	132	...	218
	Jewellery, Watchmaking, Electroplating and Minting ... ..	50	7	17	...	...	...	1	...	75
	Preparation of Skins and Leather, Manufacture of Goods of Leather and Leather Substitutes (not Clothing or Footwear) ... ..	52	19	104	...	2	1	3	...	181
	Manufacture of Rubber Goods ... ..	52	17	42	...	...	...	1	...	112
	Manufacture of Musical, Surgical and Scientific Instruments and Apparatus... ..	36	1	13	...	...	...	...	...	50
	Manufacture of Plastic Products ... ..	9	...	...	...	...	...	...	...	9
	Other Manufacture ... ..	29	...	98	...	...	...	...	...	127
	Gas and Electricity ... ..	396	39	159	4	78	8	31	...	715
	TOTAL GROUP C ... ..	6,408	2,752	5,495	386	239	162	1,384	3	16,829
<b>D. BUILDING AND CONSTRUCTION :</b>										
	Inadequately defined ... ..	2	2	1	...	...	...	...	...	5
	Construction and Repair of Buildings ... ..	1,676	1,054	1,110	30	86	56	214	1	4,227
	Construction Works and Maintenance (other than buildings) ... ..	798	807	1,138	107	752	164	448	7	4,221
	TOTAL GROUP D ... ..	2,476	1,863	2,249	137	838	220	662	8	8,453
<b>E. TRANSPORT AND STORAGE :</b>										
	Inadequately defined ... ..	66	30	17	...	3	2	3	...	121
	Road Transport and Storage ... ..	1,165	623	1,120	46	97	58	290	...	3,392
	Shipping ... ..	239	97	160	17	2	5	24	572	1,116
	Loading and Discharging Vessels ... ..	561	413	289	39	...	1	11	...	1,287
	Rail Transport ... ..	429	331	624	20	63	1	58	1	1,527
	Air Transport ... ..	45	4	52	...	...	2	9	...	111
	TOTAL GROUP E ... ..	2,505	1,498	2,262	122	165	69	395	573	7,58
<b>F. COMMUNICATION</b>										
	... ..	482	145	246	24	21	8	44	...	970

Tasmania—Males in Regional Areas classified according to Industry—Summary Table—Table 6 (a)—continued.

Group	INDUSTRY	South (Met.)	North West	North	West	Mid- lands	South East	South (Ex- Met.)	Migra- tory	TOTAL
<b>G. FINANCE AND PROPERTY :</b>										
	Banking ... ..	338	132	167	7	8	...	26	...	678
	Insurance ... ..	239	37	137	7	...	...	8	...	428
	Other—Offices, Agencies, etc. ... ..	115	37	74	1	...	1	4	...	232
	<b>TOTAL GROUP G ... ..</b>	<b>692</b>	<b>206</b>	<b>378</b>	<b>15</b>	<b>8</b>	<b>1</b>	<b>38</b>	<b>...</b>	<b>1,338</b>
<b>H. COMMERCE :</b>										
	Inadequately defined ... ..	25	24	22	...	...	...	...	...	71
	Wholesale Trade (other than Livestock and Primary Produce Dealing, etc.) ... ..	1,052	226	858	6	7	10	61	...	2,220
	Livestock and Primary Produce Dealing, etc. ... ..	176	176	272	...	20	1	6	...	651
	Retail Trade ... ..	1,611	910	1,352	122	103	49	296	...	4,443
	<b>TOTAL GROUP H ... ..</b>	<b>2,864</b>	<b>1,336</b>	<b>2,504</b>	<b>128</b>	<b>130</b>	<b>60</b>	<b>363</b>	<b>...</b>	<b>7,385</b>
<b>I. PUBLIC AUTHORITY (n.e.i.) AND PROFESSIONAL ACTIVITIES :</b>										
	Public Authority Activities, n.e.i. ... ..	1,287	147	318	12	20	12	96	1	1,893
	Defence—Enlisted Personnel ... ..	273	21	55	6	11	7	30	2	405
	Defence—Civilian Employees ... ..	64	2	2	...	1	...	4	...	73
	Law, Order and Public Safety ... ..	297	74	160	11	16	4	34	2	598
	Religion and Social Welfare ... ..	160	55	111	9	13	6	28	...	382
	Health, Hospitals, etc. ... ..	294	65	205	10	11	1	122	...	708
	Education ... ..	362	107	211	18	16	13	63	...	790
	Other Professional ... ..	174	35	88	2	2	1	8	...	310
	<b>TOTAL GROUP I ... ..</b>	<b>2,911</b>	<b>506</b>	<b>1,150</b>	<b>68</b>	<b>90</b>	<b>44</b>	<b>385</b>	<b>5</b>	<b>5,159</b>
<b>J. AMUSEMENT, HOTELS, CAFES, PERSONAL SERVICE, &amp;c. :</b>										
	Amusement, Sport and Recreation ... ..	418	75	279	12	12	5	17	...	818
	Hotels, Cafes, Personal Service, etc. ... ..	703	276	576	63	59	41	82	...	1,800
	<b>TOTAL GROUP J ... ..</b>	<b>1,121</b>	<b>351</b>	<b>855</b>	<b>75</b>	<b>71</b>	<b>46</b>	<b>99</b>	<b>...</b>	<b>2,618</b>
<b>L. INDUSTRY INADEQUATELY DEFINED ... ..</b>										
		828	457	693	51	33	24	178	...	2,264
<b>M. INDUSTRY NOT STATED ... ..</b>										
		1,763	565	643	75	97	26	339	2	3,510
<b>N. PERSONS NOT IN WORK FORCE ... ..</b>										
		13,560	10,518	13,868	1,665	2,094	1,017	6,313	8	49,043
	<b>GRAND TOTAL ... ..</b>	<b>36,518</b>	<b>27,319</b>	<b>36,993</b>	<b>4,376</b>	<b>5,787</b>	<b>2,597</b>	<b>14,990</b>	<b>664</b>	<b>129,244</b>



Tasmania—Females in Regional Areas classified according to Industry—Summary Table—Table 6 (b).

Group	INDUSTRY	South (Met.)	North West	North	West	Mid-lands	South East	South (Ex-Met.)	Migra-tory	TOTAL
<b>A. PRIMARY PRODUCTION :</b>										
	Fishing ... ..	1	3	2	...	...	...	2	...	8
	Hunting and Trapping ... ..	...	...	...	...	...	...	...	...	...
	Agriculture, Grazing and Dairying—									
	Agriculture and Mixed Farming ... ..	19	65	101	...	19	13	132	...	349
	Grazing ... ..	1	7	17	...	9	4	5	...	43
	Dairying ... ..	...	97	58	...	1	8	11	1	176
	Pig Farming ... ..	1	...	...	...	...	...	1	...	2
	Poultry Farming ... ..	3	9	4	...	...	...	5	...	21
	Beekeeping ... ..	...	...	1	...	...	...	...	...	1
	Other ... ..	1	...	1	...	...	...	...	...	2
	TOTAL ... ..	25	178	182	...	29	25	154	1	594
	Forestry ... ..	1	...	...	1	...	1	...	...	3
	TOTAL GROUP A ... ..	27	181	184	1	29	26	156	1	605
<b>B. MINING AND QUARRYING :</b>										
	Mining ... ..	...	5	...	24	...	...	...	...	29
	Quarrying ... ..	1	...	...	...	...	...	...	...	1
	TOTAL GROUP B ... ..	1	5	...	24	...	...	...	...	30
<b>C. MANUFACTURING :</b>										
	Inadequately defined ... ..	86	2	10	...	2	1	9	...	110
	Manufacture relating to Cement, Bricks, Glass, Stone, Coke, Oil, etc....	7	9	2	...	...	...	...	...	18
	Founding, Engineering and Metal-working (including Shipbuilding) ...	86	2	22	4	...	...	1	...	115
	Manufacture, Assembly and Repair of Vehicles, Parts and Accessories	3	4	5	...	...	...	1	...	13
	Manufacture of Textile and Fibrous Materials (not Dress) ... ..	116	1	1,115	...	1	1	2	...	1,236
	Manufacture of Clothing ... ..	296	44	325	3	3	1	10	...	682
	Boot and Shoe Making (other than Rubber) Accessories and Repairing	38	...	3	...	...	...	...	...	41
	Manufacture of Food and Drink ... ..	521	125	119	1	8	9	121	...	904
	Tobacco Manufacture ... ..	...	...	...	...	...	...	...	...	...
	Manufacture of Furniture, Fittings (not metal), Woodworking, Basketware, etc. ... ..	21	32	21	1	1	...	17	...	93
	Paper, Printing, Bookbinding and Photography ... ..	146	128	99	...	...	...	14	...	387
	Manufacture of Paints, Non-mineral Oils, Grease ... ..	5	...	1	...	...	...	1	...	7
	Manufacture of Chemicals, Dyes, etc. ... ..	8	2	10	...	...	...	...	...	20
	Jewellery, Watchmaking, Electroplating and Minting ... ..	2	...	1	...	...	...	1	...	4
	Preparation of Skins and Leather, Manufacture of Goods of Leather and Leather Substitutes (not Clothing or Footwear)...	3	2	8	...	...	...	...	...	13
	Manufacture of Rubber Goods ... ..	2	2	6	...	...	...	...	...	10
	Manufacture of Musical, Surgical and Scientific Instruments and Apparatus ... ..	17	...	2	...	...	1	...	...	20
	Manufacture of Plastic Products ... ..	10	...	...	...	...	...	...	...	10
	Other Manufacture ... ..	4	...	10	...	...	...	...	...	14
	Gas and Electricity ... ..	58	1	9	...	...	...	1	...	69
	TOTAL GROUP C ... ..	1,429	354	1,768	9	15	13	178	...	3,766
<b>D. BUILDING AND CONSTRUCTION :</b>										
	Inadequately defined ... ..	...	...	...	...	...	...	...	...	...
	Construction and Repair of Buildings ... ..	8	3	12	1	...	...	1	...	25
	Construction Works and Maintenance (other than buildings) ... ..	4	...	...	...	5	...	...	...	9
	TOTAL GROUP D ... ..	12	3	12	1	5	...	1	...	34
<b>E. TRANSPORT AND STORAGE :</b>										
	Inadequately defined ... ..	11	1	1	...	...	...	...	...	13
	Road Transport and Storage ... ..	38	32	45	3	2	3	4	...	127
	Shipping ... ..	13	8	23	...	...	...	1	2	47
	Loading and Discharging Vessels ... ..	...	...	...	...	...	...	...	...	...
	Rail Transport ... ..	66	11	41	2	3	...	3	...	126
	Air Transport ... ..	15	...	9	...	...	...	1	1	26
	TOTAL GROUP E ... ..	143	52	119	5	5	3	9	3	339
<b>F. COMMUNICATION</b>										
	...	144	106	185	20	34	22	76	...	587

Tasmania—Females in Regional Areas classified according to Industry—Summary Table—Table 6 (b)—continued.

Group	INDUSTRY	South (Met.)	North West	North	West	Mid- lands	South East	South (Ex- Met.)	Migra- tory	TOTAL
<b>G. FINANCE AND PROPERTY :</b>										
	Banking ... ..	101	18	36	2	2	...	2	...	161
	Insurance ... ..	117	4	67	1	1	1	3	...	194
	Other—Offices, Agencies, etc. ... ..	67	14	26	1	...	...	3	...	111
	<b>TOTAL GROUP G</b> ... ..	<b>285</b>	<b>36</b>	<b>129</b>	<b>4</b>	<b>3</b>	<b>1</b>	<b>8</b>	<b>...</b>	<b>466</b>
<b>H. COMMERCE :</b>										
	Inadequately defined ... ..	15	5	11	...	...	...	1	...	32
	Wholesale Trade (other than Livestock and Primary Produce Dealing, etc.) ... ..	223	37	175	1	...	...	10	...	446
	Livestock and Primary Produce Dealing, etc. ... ..	30	23	33	...	...	...	...	...	86
	Retail Trade ... ..	1,176	554	960	109	57	25	140	1	3,022
	<b>TOTAL GROUP H</b> ... ..	<b>1,444</b>	<b>619</b>	<b>1,179</b>	<b>110</b>	<b>57</b>	<b>25</b>	<b>151</b>	<b>1</b>	<b>3,586</b>
<b>I. PUBLIC AUTHORITY (n.e.i.) AND PROFESSIONAL ACTIVITIES :</b>										
	Public Authority Activities, n.e.i. ... ..	521	51	88	7	2	2	33	...	704
	Defence—Enlisted Personnel ... ..	4	...	1	2	...	...	1	...	8
	Defence—Civilian Employees ... ..	18	...	...	...	...	...	...	1	19
	Law, Order and Public Safety ... ..	93	28	63	...	3	...	2	...	189
	Religion and Social Welfare ... ..	177	9	64	...	...	...	6	...	256
	Health, Hospitals, etc. ... ..	776	238	551	51	30	9	115	4	1,774
	Education ... ..	620	235	379	40	48	16	109	...	1,447
	Other Professional ... ..	51	8	44	1	...	1	3	...	108
	<b>TOTAL GROUP I</b> ... ..	<b>2,260</b>	<b>569</b>	<b>1,190</b>	<b>101</b>	<b>83</b>	<b>28</b>	<b>269</b>	<b>5</b>	<b>4,505</b>
<b>J. AMUSEMENT, HOTELS, CAFES, PERSONAL SERVICE, &amp;c. :</b>										
	Amusement, Sport and Recreation ... ..	282	12	57	3	2	2	7	...	365
	Hotels, Cafes, Personal Service, etc. ... ..	1,395	816	1,287	129	181	94	276	1	4,179
	<b>TOTAL GROUP J</b> ... ..	<b>1,677</b>	<b>828</b>	<b>1,344</b>	<b>132</b>	<b>183</b>	<b>96</b>	<b>283</b>	<b>1</b>	<b>4,544</b>
<b>L. INDUSTRY INADEQUATELY DEFINED</b> ... ..										
		192	36	83	4	5	...	8	1	329
<b>M. INDUSTRY NOT STATED</b> ... ..										
		720	185	279	23	20	2	93	4	1,326
<b>N. PERSONS NOT IN WORK FORCE</b> ... ..										
		31,682	22,342	31,434	3,260	4,355	2,122	12,499	23	107,717
	<b>GRAND TOTAL</b> ... ..	<b>40,016</b>	<b>25,316</b>	<b>37,906</b>	<b>3,694</b>	<b>4,794</b>	<b>2,338</b>	<b>13,731</b>	<b>39</b>	<b>127,834</b>

Tasmania—Males in Regional Areas classified according to Industry—Detailed Table—Table 7 (a).

Code No.	INDUSTRY	South (Met.)	North West	North	West	Mid-lands	South East	South (Ex-Met.)	Migra-tory Popu-lation	TOTAL
<b>A.—PRIMARY PRODUCTION.</b>										
<b>Sub Group 1.—Fishing :</b>										
000	Inadequately defined ... ..	105	174	145	1	2	107	83	59	676
004	Fish hatcheries ... ..	...	...	1	...	1	...	3	...	5
009	Other ... ..	...	...	...	...	...	...	31	1	32
	<b>TOTAL SUB GROUP A.1</b> ... ..	<b>105</b>	<b>174</b>	<b>146</b>	<b>1</b>	<b>3</b>	<b>107</b>	<b>117</b>	<b>60</b>	<b>712</b>
<b>Sub Group 2.—Hunting and Trapping :</b>										
010	Inadequately defined ... ..	1	8	37	...	55	3	2	1	107
011	Rabbit trapping and poisoning ... ..	...	23	68	...	84	5	7	...	187
019	Other ... ..	1	1	7	...	12	...	...	...	21
	<b>TOTAL SUB GROUP A.2</b> ... ..	<b>2</b>	<b>32</b>	<b>112</b>	<b>...</b>	<b>151</b>	<b>8</b>	<b>9</b>	<b>1</b>	<b>315</b>
<b>Sub Group 3.—Agriculture, Grazing and Dairying :</b>										
020	Farming (so described) ... ..	103	1,226	681	4	294	48	469	1	2,826
021	Mixed farming ... ..	118	3,370	2,424	1	729	334	1,215	1	8,192
022	Rural (so described) ... ..	...	12	16	1	6	...	1	...	36
023	Primary producer, industry (so described) ... ..	...	15	12	...	8	...	7	...	42
Agriculture (other than Mixed)—										
030	Wheat growing ... ..	...	...	1	...	...	...	...	...	1
031	Sugar growing ... ..	...	...	2	...	...	...	1	...	3
032	Fruit growing ... ..	119	92	278	...	27	84	2,196	...	2,796
034	Vegetable growing (so described) ... ..	7	291	59	...	25	1	12	...	395
035	Market gardening (so described) ... ..	74	42	70	...	2	2	10	...	200
036	Flower growing and nursery gardening ... ..	34	21	35	...	1	...	28	...	119
037	Horticulture (so described) ... ..	...	1	2	...	...	...	3	...	6
039	Other ... ..	2	1	4	...	3	...	117	...	127
040	Grazing ... ..	21	121	570	2	580	168	82	1	1,545
Dairy, pig and poultry farming and beekeeping (other than mixed)—										
050	Dairying ... ..	91	940	796	8	14	93	112	...	2,054
051	Pig farming ... ..	5	2	10	1	...	...	6	...	24
052	Poultry farming ... ..	25	13	38	1	3	5	17	...	102
053	Beekeeping ... ..	...	6	6	1	...	...	...	...	13
060	Other ... ..	4	18	26	...	16	1	6	...	71
	<b>TOTAL SUB GROUP A.3</b> ... ..	<b>603</b>	<b>6,171</b>	<b>5,030</b>	<b>19</b>	<b>1,708</b>	<b>736</b>	<b>4,282</b>	<b>3</b>	<b>18,552</b>
<b>Sub Group 4.—Forestry :</b>										
070	Inadequately defined ... ..	6	14	67	4	3	3	15	...	112
071	Afforestation and re-afforestation ... ..	10	31	59	2	...	6	69	...	177
072	Timber getting (including firewood) ... ..	90	370	416	40	83	49	259	1	1,308
079	Other ... ..	...	...	1	...	...	1	1	...	3
	<b>TOTAL SUB GROUP A.4</b> ... ..	<b>106</b>	<b>415</b>	<b>543</b>	<b>46</b>	<b>86</b>	<b>59</b>	<b>344</b>	<b>1</b>	<b>1,600</b>
	<b>TOTAL GROUP A.—PRIMARY PRODUCTION</b> ... ..	<b>816</b>	<b>6,792</b>	<b>5,831</b>	<b>66</b>	<b>1,948</b>	<b>910</b>	<b>4,752</b>	<b>65</b>	<b>21,180</b>
<b>B.—MINING AND QUARRYING.</b>										
<b>Sub Group 1.—Mining :</b>										
080	Inadequately defined ... ..	15	28	44	204	...	...	3	...	294
081	Gold mining ... ..	2	3	11	...	...	...	...	...	16
082	Silver, lead and zinc mining ... ..	3	4	1	291	...	...	...	...	299
083	Coal mining ... ..	4	8	269	...	34	...	2	...	317
084	Tin mining ... ..	...	89	467	40	1	...	2	...	599
086	Copper mining ... ..	8	...	5	1,028	4	2	1	...	1,048
089	Other mining ... ..	3	154	4	...	14	...	1	...	176
	<b>TOTAL SUB GROUP B.1</b> ... ..	<b>35</b>	<b>286</b>	<b>801</b>	<b>1,563</b>	<b>53</b>	<b>2</b>	<b>9</b>	<b>...</b>	<b>2,749</b>
<b>Sub Group 2.—Quarrying :</b>										
090	Quarrying ... ..	57	44	18	1	...	8	29	...	157
	<b>TOTAL B.—MINING AND QUARRYING</b> ... ..	<b>92</b>	<b>330</b>	<b>819</b>	<b>1,564</b>	<b>53</b>	<b>10</b>	<b>38</b>	<b>...</b>	<b>2,906</b>
<b>C.—MANUFACTURING.</b>										
100	Inadequately defined ... ..	126	11	23	...	...	...	11	...	171

Tasmania—Males in Regional Areas classified according to Industry—Detailed Table—Table 7 (a)—continued.

Code No.	INDUSTRY	South (Met.)	North West	North	West	Mid-lands	South East	South (Ex-Met.)	Migra-tory Popu-lation	TOTAL
<b>Sub Group 1.—Manufacture relating to Cement, Bricks, Glass, Stone, Coke, Oils, etc.:</b>										
110	Inadequately defined	3	...	1	...	...	...	...	...	4
Cement, Plaster, etc.—										
	Inadequately defined	...	6	1	...	...	...	...	...	7
112	Cement making	4	150	1	...	...	...	...	...	155
113	Articles of cement and concrete...	41	19	21	...	...	...	4	...	85
114	Lime kilns and plaster works	13	20	17	...	...	...	8	...	58
115	Asbestos products	...	7	...	...	...	...	...	...	7
Bricks, earthenware, etc.—										
117	Bricks, tiles and fireclay products	66	25	31	...	...	...	2	...	124
118	Pottery and earthenware	4	...	38	...	...	...	1	...	43
120	Glass	13	...	3	...	...	...	...	...	16
121	Stone	20	6	13	...	...	...	3	...	42
Oil—										
123	Inadequately defined	6	...	1	...	...	...	...	...	7
129	Other	...	1	...	...	...	...	...	...	1
	<b>TOTAL SUB GROUP C.1</b>	<b>170</b>	<b>234</b>	<b>127</b>	<b>...</b>	<b>...</b>	<b>...</b>	<b>18</b>	<b>...</b>	<b>549</b>
<b>Sub Group 2.—Founding, Engineering and Metalworking (including shipbuilding):</b>										
130	Inadequately defined	30	4	9	...	...	1	...	...	44
Extracting and refining of metals—										
131	Inadequately defined	5	...	1	9	...	...	...	...	15
132	Smelting, converting, refining and rolling of iron and steel	1	...	...	...	...	...	...	...	1
133	Extracting and refining of non-ferrous metals and alloys	1,422	2	4	280	2	...	29	...	1,739
Founding—										
134	Inadequately defined	25	17	42	1	...	...	...	...	85
135	Iron and steel foundries	13	2	20	1	...	...	...	...	36
136	Brass, copper and other metal foundries	20	...	12	...	...	...	...	...	32
Sheet, tube and wire making—										
140	Inadequately defined	2	...	...	...	...	...	...	...	2
Iron and steel—										
143	Wrought iron, steel tube, metallic bedstead and tubular steel furniture making	24	...	5	...	...	...	...	...	29
144	Wire, n.e.i., wire netting, wire rope and nail making	41	...	1	...	1	...	...	...	43
Non-Ferrous—										
147	Aluminium, sheet, bar and rod making	1	...	...	...	...	...	...	...	1
149	Wire, electric cable and flex making (including telephone wire)	...	...	...	1	...	...	...	...	1
Iron and steel manufacture—										
150	Inadequately defined	3	...	...	...	...	...	...	...	3
151	Cutlery and small tools (not machine) making	20	...	4	...	...	...	...	...	24
152	Stove, grate and range making (including bath heaters)	1	...	1	...	1	...	...	...	3
153	Canister making	23	...	1	...	...	...	1	...	25
154	Tinplate and sheet-metal working, n.e.i.	35	11	26	1	...	1	1	...	75
155	Springmaking	5	...	4	...	...	...	...	...	9
156	Blacksmithing and drop forging	17	27	35	1	5	3	12	...	100
157	Iron and steel fabrication and welding	18	8	18	...	...	...	1	...	45
159	Iron and steel manufacture, n.e.i.	8	...	2	...	...	...	...	...	10
160	General engineering (including engineering undefined)	248	47	128	7	2	1	9	...	442
Machines and machinery manufacture and repair—										
170	Inadequately defined	3	...	3	...	...	...	...	...	6
171	Agricultural and earth moving machinery (including tractors)	16	15	20	...	...	1	2	...	54
173	Refrigerators and freezing machines	15	2	18	...	...	...	...	...	35
174	Other domestic machinery	3	...	3	...	...	...	...	...	6
179	Other	21	13	14	...	...	...	...	...	48
Metal goods, n.e.i.—										
183	Household and other fittings	1	...	2	...	...	...	...	...	3
189	Other metal goods	9	...	35	...	...	...	...	...	44
190	Munitions (including ordnance, small arms, ammunition, etc.)	9	...	2	...	...	...	...	...	11
Wireless, electrical machinery and apparatus, etc.—										
201	Accumulator and battery making	...	...	5	...	...	...	...	...	5
203	Wireless apparatus (including valves) making (excluding cabinets)	19	5	15	...	...	1	1	...	41
204	Telegraph and telephone instruments	1	...	...	...	...	...	...	...	1
209	Electrical machinery and apparatus, n.e.i. (not installation, supply or dealing) and electrical engineering (so described)	99	18	33	1	1	...	6	...	158
210	Ship and boat building and repairing and marine engineering	78	26	37	3	...	3	9	...	156
	<b>TOTAL SUB GROUP C.2</b>	<b>2,236</b>	<b>197</b>	<b>500</b>	<b>305</b>	<b>12</b>	<b>11</b>	<b>71</b>	<b>...</b>	<b>3,332</b>

Tasmania—Males in Regional Areas classified according to Industry—Detailed Table—Table 7 (a)—continued.

Code No.	INDUSTRY	South (Met.)	North West	North	West	Mid-lands	South East	South (Ex-Met.)	Migra-tory Popu-lation	TOTAL
<b>Sub Group 3.—Manufacture, Assembly and Repair of Vehicles, Parts and Accessories :</b>										
220	Inadequately defined ... ..	9	2	3	...	...	...	...	...	14
221	Aircraft and aircraft parts ... ..	3	...	6	...	...	1	4	...	14
222	Railway locomotives and rolling stock and trams (including workshops) ... ..	102	86	652	4	1	...	3	...	848
Motor vehicles, parts and accessories—										
223	Inadequately defined ... ..	1	...	2	...	...	...	...	...	3
224	Construction and assembly of motor vehicles and manufacture of parts and accessories ... ..	13	...	15	...	...	...	1	...	29
225	Motor body building, caravans and trailers ... ..	114	20	57	...	1	...	...	...	192
227	Bicycles, parts and accessories ... ..	14	13	16	...	...	...	...	...	43
229	Other ... ..	1	...	1	...	...	...	...	...	2
TOTAL SUB GROUP C.3 ... ..		257	121	752	4	2	1	8	...	1,145
<b>Sub Group 4.—Manufacture of Textile and Fibrous Materials (not Dress) :</b>										
230	Inadequately defined ... ..	49	...	65	...	...	...	...	1	115
Wool, cotton, silk and rayon mills—										
231	Inadequately defined ... ..	1	1	27	...	...	...	...	...	29
232	Woolen and worsted mills (all processes) ... ..	48	1	1,194	...	...	1	1	...	1,245
233	Cotton mills (all processes) ... ..	...	...	2	...	...	...	...	1	3
235	Flax mills ... ..	...	...	17	...	...	...	...	...	17
236	Tents, tarpaulins and other canvas goods ... ..	9	...	6	...	...	...	...	...	15
237	Textile printing ... ..	12	...	...	...	...	...	...	...	12
Carpets, etc.—										
243	Matting (not rubber) ... ..	4	...	...	...	...	...	...	...	4
Bags, rope, etc.—										
246	Rope and cordage ... ..	...	...	1	...	...	...	...	...	1
249	Other ... ..	6	...	1	...	...	...	...	...	7
TOTAL SUB GROUP C.4 ... ..		129	2	1,313	...	...	1	1	2	1,448
<b>Sub Group 5.—Manufacture of Clothing :</b>										
250	Inadequately defined ... ..	27	...	39	...	...	...	...	...	66
251	Tailoring, ready-made clothing, waterproofs and oilskin clothing ... ..	69	16	35	2	...	...	5	...	127
252	Dressmaking, millinery, embroidery and lace ... ..	2	...	2	...	...	...	...	...	4
255	Hats and caps ... ..	...	...	1	...	...	...	...	...	1
256	Knitted goods and hosiery ... ..	1	...	10	...	...	...	...	...	11
259	Other ... ..	...	...	2	...	...	...	...	...	2
TOTAL SUB GROUP C.5 ... ..		99	16	89	2	...	...	5	...	211
<b>Sub Group 6.—Boot and Shoemaking (other than rubber) Accessories and Repairing :</b>										
261	Boot and shoemaking (other than rubber) ... ..	71	3	7	1	...	...	1	...	83
263	Boot and shoe repairing (including bootmaker), so described ... ..	89	42	65	3	5	3	9	...	216
TOTAL SUB GROUP C.6 ... ..		160	45	72	4	5	3	10	...	299
<b>Sub Group 7.—Manufacture of Food and Drink :</b>										
270	Inadequately defined ... ..	91	58	26	...	...	...	29	...	204
Meat and fish—										
280	Inadequately defined ... ..	13	7	8	1	...	...	1	...	30
281	Abattoirs ... ..	35	5	22	2	1	...	...	1	66
282	Meat freezing, preserving and canning ... ..	2	13	9	...	...	...	...	...	24
283	Bacon and ham ... ..	...	23	24	...	...	...	3	...	50
284	Smallgoods ... ..	4	2	5	...	...	...	1	...	12
289	Other meat and fish ... ..	8	42	71	1	...	40	15	...	177
Milk, butter and cheese and substitutes—										
290	Inadequately defined ... ..	...	5	6	...	...	...	...	...	11
291	Butter ... ..	4	64	34	...	...	...	...	...	102
292	Cheese ... ..	...	15	3	...	...	...	...	...	18
293	Dried, condensed and other milk products ... ..	2	5	3	...	...	...	...	...	10
295	Ice cream ... ..	4	...	9	...	1	...	...	...	14
296	Pasteurising milk and cream ... ..	...	2	1	...	...	...	...	...	3
Grain milling, cereal food, etc.—										
300	Inadequately defined ... ..	...	...	1	...	...	...	...	...	1
301	Flour and other grain milling ... ..	70	2	63	...	...	...	...	...	135
302	Cereal foods and starch ... ..	2	...	1	...	...	...	...	...	3
303	Bread, cakes and pastry ... ..	231	138	209	18	20	11	60	...	687
304	Biscuits ... ..	42	...	...	...	...	...	...	...	42
310	Confectionery (including cocoa and chocolate) ... ..	384	5	7	...	4	1	13	...	414
311	Sugar milling and refining ... ..	1	...	1	...	...	...	...	...	2

Tasmania—Males in Regional Areas classified according to Industry—Detailed Table—Table 7 (a)—continued.

Code No.	INDUSTRY.	South (Met.)	North West	North	West	Mid-lands	South East	South (Ex-Met.)	Migra-tory Popu-lation	TOTAL
<b>Sub Group 7.—Manufacture of Foods and Drink—continued:</b>										
Jam, fruit and vegetable canning, etc., pickles, etc.—										
320	Inadequately defined ... ..	68	...	1	...	...	2	9	...	80
321	Jam making, fruit and vegetable canning ... ..	424	5	9	...	...	...	37	...	475
322	Fruit and vegetable drying ... ..	...	...	14	...	...	...	56	...	70
323	Pickles, sauces and vinegar ... ..	2	...	...	...	...	...	...	...	2
324	Condiments and spices ... ..	1	...	1	...	...	...	...	...	2
Other foods, n.e.i.—										
326	Grain threshing, chaff cutting and hay pressing ... ..	...	13	21	...	...	3	7	...	44
Drink manufacture (including ice)—										
330	Inadequately defined ... ..	1	1	...	...	...	...	...	...	2
331	Ice (not ice cream) ... ..	...	1	1	...	...	...	...	...	2
332	Aerated waters and cordials ... ..	64	26	19	2	...	...	1	...	112
333	Brewing ... ..	104	...	67	...	...	...	...	...	171
335	Distilling ... ..	...	...	3	...	...	...	1	...	4
336	Wine making (not grape growing) ... ..	1	...	1	...	...	...	...	...	2
339	Other... ..	4	65	4	...	...	...	...	...	73
TOTAL SUB GROUP C.7 ... ..		1,562	497	644	24	26	57	233	1	3,044
<b>Sub Group 8.—Tobacco Manufacture :</b>										
340	Tobacco, cigar and cigarette making ... ..	...	...	1	...	...	...	...	...	1
<b>Sub Group 9.—Manufacture of Furniture fittings (not metal) Wood-working, Basketware, etc. :</b>										
350	Inadequately defined ... ..	11	6	14	...	...	...	3	...	34
351	Sawmilling (town and country) ... ..	96	583	817	37	106	79	423	...	2,141
Furniture making, joinery, etc.—										
352	Inadequately defined ... ..	1	...	...	...	...	...	...	...	1
353	Cabinet and furniture making, n.e.i. ... ..	221	67	336	...	...	...	4	...	628
354	House and shop fittings, n.e.i. (including signwriting) ... ..	16	2	11	...	...	...	1	...	30
355	Joinery, sash and door making ... ..	56	28	40	...	1	...	1	...	126
356	Plywood making ... ..	...	60	3	...	...	...	...	...	63
358	Wood turning and carving ... ..	16	9	...	...	...	...	3	...	28
359	Wooden boxes and cases ... ..	5	3	...	...	...	...	22	...	30
360	Coopering ... ..	2	...	4	...	...	...	...	...	6
361	Basket and wickerware ... ..	7	...	3	...	...	...	...	...	10
Bedding and furnishing drapery making—										
362	Inadequately defined ... ..	1	...	...	...	...	...	...	...	1
363	Bedding and mattress, n.e.i. ... ..	3	...	11	...	...	...	...	...	14
364	Other... ..	6	...	4	...	...	...	...	...	10
369	Other ... ..	3	3	26	...	...	...	15	...	47
TOTAL SUB GROUP C.9 ... ..		444	761	1,269	37	107	79	472	...	3,169
<b>Sub Group 10.—Paper, Printing, Bookbinding and Photography :</b>										
370	Inadequately defined ... ..	1	...	...	...	...	...	...	...	1
371	Pulp and paper making ... ..	68	665	12	1	7	...	374	...	1,127
Paper articles making—										
375	Stationery and paper products, n.e.i. ... ..	3	1	...	...	...	...	...	...	4
376	Cigarette paper processing ... ..	...	1	...	...	...	...	...	...	1
Printing and publishing—										
380	Inadequately defined ... ..	212	34	116	1	...	...	5	...	368
381	Printing and publication of newspapers and periodicals ... ..	145	44	100	2	...	...	4	...	295
382	Job and general printing ... ..	58	...	2	...	...	1	1	...	62
383	Bookbinding ... ..	5	...	1	...	...	...	...	...	6
384	Lithography and photolithography ... ..	3	...	...	...	...	...	...	...	3
385	Other... ..	1	...	...	...	...	...	...	...	1
786	Photographic goods and photography ... ..	25	10	14	2	...	...	3	...	54
TOTAL SUB GROUP C.10 ... ..		521	755	245	6	7	1	387	...	1,922
<b>Sub Group 11.—Manufacture of Paints (non-mineral) Oils, Grease :</b>										
391	Paints and colours, varnish ... ..	7	8	2	...	...	...	...	...	17
392	Vegetable oils, essences and extracts ... ..	1	...	...	...	...	...	...	...	1
394	Soap and candles ... ..	21	...	11	...	...	...	...	...	32
395	Boiling down, tallow melting and refining, bone crushing and grit making, gut making ... ..	...	...	1	...	...	...	...	...	1
TOTAL SUB GROUP C.11 ... ..		29	8	14	...	...	...	...	...	51

Tasmania—Males in Regional Areas classified according to Industry—Detailed Table—Table 7 (a)—continued.

Code No.	INDUSTRY	South (Met.)	North West	North	West	Mid-lands	South East	South (Ex-Met.)	Migra-tory Popu-lation	TOTAL
<b>Sub Group 12.—Manufacture of Chemicals, Dyes, etc. :</b>										
400	Inadequately defined ... ..	3	5	2	...	...	...	...	...	10
401	Drugs and patent medicines ... ..	1	11	8	...	...	...	...	...	20
402	Chemical fertilizers manufacture and mixing ... ..	13	4	1	...	...	...	...	...	18
403	Industrial and heavy chemicals and acids ... ..	34	2	2	...	...	...	127	...	165
409	Other ... ..	...	...	...	...	...	...	5	...	5
TOTAL SUB GROUP C.12 ... ..		51	22	13	...	...	...	132	...	218
<b>Sub Group 14.—Jewellery, Watchmaking, Electroplating and Minting :</b>										
421	Jewellery and Watchmaking (including repairing) ... ..	38	7	14	...	...	...	1	...	60
422	Electroplate ware and electroplating ... ..	12	...	3	...	...	...	...	...	15
TOTAL SUB GROUP C.14 ... ..		50	7	17	...	...	...	1	...	75
<b>Sub Group 15.—Preparation of Skins and Leather, Manufacture of Goods of Leather or Leather Substitutes (not clothing or footwear) :</b>										
431	Furriers and fur dressing ... ..	5	...	1	...	...	...	...	...	6
432	Fellmongering ... ..	...	...	76	...	2	...	...	...	78
433	Tanning, currying and leather dressing ... ..	34	2	1	...	...	...	1	...	38
434	Saddlery, harness and whips ... ..	8	16	19	...	...	...	2	...	45
435	Bags, trunks and other goods of leather and leather substitutes (not clothing or footwear) ... ..	3	1	6	...	...	...	...	...	10
439	Other ... ..	2	...	1	...	...	1	...	...	4
TOTAL SUB GROUP C.15 ... ..		52	19	104	...	2	1	3	...	181
<b>Sub Group 16.—Manufacture of Rubber Goods :</b>										
440	Inadequately defined ... ..	14	1	8	...	...	...	1	...	24
441	Rubber tyres and tubes ... ..	2	...	2	...	...	...	...	...	4
443	Rubber goods, n.e.i. (not clothing) ... ..	2	...	...	...	...	...	...	...	2
444	Vulcanizing and tyre retreading ... ..	34	16	32	...	...	...	...	...	82
TOTAL SUB GROUP C.16 ... ..		52	17	42	...	...	...	1	...	112
450	<b>Sub Group 17.—Manufacture of Musical, Surgical and Scientific Instruments and Apparatus ... ..</b>	36	1	13	...	...	...	...	...	50
460	<b>Sub Group 18.—Manufacture of Plastic Products ... ..</b>	9	...	...	...	...	...	...	...	9
<b>Sub Group 19.—Other Manufacture :</b>										
471	Toys, games and sport requisites (excluding billiard tables) ... ..	3	...	98	...	...	...	...	...	101
473	Brooms and brushes ... ..	26	...	...	...	...	...	...	...	26
TOTAL SUB GROUP C.19 ... ..		29	...	98	...	...	...	...	...	127
<b>Sub Group 20.—Gas and Electricity :</b>										
480	Gas ... ..	84	...	59	...	...	...	...	...	143
481	Electricity ... ..	312	39	100	4	78	8	31	...	572
TOTAL SUB GROUP C.20 ... ..		396	39	159	4	78	8	31	...	715
TOTAL GROUP C ... ..		6,408	2,752	5,495	386	239	162	1,384	3	16,829
<b>D.—BUILDING AND CONSTRUCTION.</b>										
500	Inadequately defined ... ..	2	2	1	...	...	...	...	...	5
510	<b>Sub Group 1.—Construction and Repair of Buildings ... ..</b>	1,676	1,054	1,110	30	86	56	214	1	4,227

Tasmania—Males in Regional Areas classified according to Industry—Detailed Table—Table 7 (a)—continued.

Code No.	INDUSTRY	South (Met.)	North West	North	West	Mid-lands	South East	South (Ex-Met.)	Migra-tory Popu-lation	TOTAL
<b>Sub Group 2.—Construction Work and Maintenance (other than buildings) :</b>										
520	Inadequately defined ... ..	368	205	395	31	582	47	123	...	1,751
521	Roads and bridges ... ..	175	181	309	37	86	99	187	...	1,074
522	Rail and tram ways and works ... ..	60	159	194	28	51	...	81	...	573
523	Harbour and river works, wharves and docks ... ..	36	60	30	...	...	1	2	6	135
524	Hydro-electric power works, and electric transmission lines ... ..	48	56	72	1	9	9	22	...	217
525	Telegraph and telephone lines ... ..	79	128	98	10	23	7	30	...	375
Water supply, sewerage, drainage and irrigation—										
526	Inadequately defined ... ..	1	2	...	...	...	...	...	1	4
527	Water conservation supply and maintenance ... ..	9	3	14	...	...	...	2	...	28
528	Sewerage ... ..	19	...	12	...	...	...	1	...	32
530	Dam making and well sinking ... ..	...	...	2	...	...	...	...	...	2
531	Land drainage and swamp reclamation ... ..	1	3	...	...	...	...	...	...	4
532	Aerodrome construction and maintenance ... ..	2	10	12	...	1	1	...	...	26
TOTAL SUB GROUP D.2 ... ..		798	807	1,138	107	752	164	448	7	4,221
TOTAL GROUP D ... ..		2,476	1,863	2,249	137	838	220	662	8	8,453
<b>E.—TRANSPORT AND STORAGE.</b>										
540	Inadequately defined ... ..	66	30	17	...	3	2	3	...	121
<b>Sub Group 1.—Road Transport and Storage :</b>										
550	Inadequately defined ... ..	35	15	13	3	1	1	18	...	86
551	Motor engineering ... ..	184	102	214	3	14	7	26	...	550
552	Motor garages (so described) ... ..	143	119	189	15	11	6	25	...	508
553	Petrol selling, car parking and towing service ... ..	23	11	15	...	1	2	5	...	57
554	Taxi and hire car service ... ..	65	26	65	2	1	...	5	...	164
555	Carrying and cartage service (including mail contracting) ... ..	309	303	346	18	57	35	156	...	1,224
556	Tramway service (including trolley bus) ... ..	313	1	151	...	2	2	4	...	473
557	Motor bus and car service ... ..	79	40	111	5	10	5	33	...	283
558	Other road service (including livery stables) ... ..	2	1	2	...	...	...	...	...	5
559	Storage ... ..	12	5	14	...	...	...	18	...	49
TOTAL SUB GROUP E.1 ... ..		1,165	623	1,120	46	97	58	290	...	3,399
<b>Sub Group 2.—Shipping :</b>										
560	Inadequately defined ... ..	90	58	61	7	1	2	8	18	245
561	Ferry and harbour service (including tugs, barges and lighters) ... ..	27	4	4	...	...	...	2	...	37
562	Coastwise and oversea shipping ... ..	115	35	77	4	1	...	8	519	759
563	Boat hiring ... ..	...	...	2	...	...	...	...	...	2
564	Lighthouses and beacons ... ..	1	...	16	6	...	3	6	35	67
569	Other ... ..	6	...	...	...	...	...	...	...	6
TOTAL SUB GROUP E.2 ... ..		239	97	160	17	2	5	24	572	1,116
<b>Sub Group 3.—Loading and Discharging Vessels :</b>										
570	Loading and discharging vessels ... ..	561	413	289	39	...	1	11	...	1,314
<b>Sub Group 4.—Rail and Air Transport :</b>										
580	Rail service ... ..	429	331	624	20	63	1	58	1	1,527
581	Air transport ... ..	45	4	52	...	...	2	9	...	112
TOTAL SUB GROUP E.4 ... ..		474	335	676	20	63	3	67	1	1,639
TOTAL GROUP E ... ..		2,505	1,498	2,262	122	165	69	395	573	7,589
<b>F.—COMMUNICATION.</b>										
591	Post, telegraph and telephone service ... ..	479	139	245	24	21	8	44	...	960
592	Wireless communication (not broadcasting) and cable service ... ..	3	6	1	...	...	...	...	...	10
TOTAL GROUP F ... ..		482	145	246	24	21	8	44	...	970
<b>G.—FINANCE AND PROPERTY.</b>										
600	Sub Group 1.—Banking ... ..	338	132	167	7	8	...	26	...	678



Tasmania—Males in Regional Areas classified according to Industry—Detailed Table—Table 7 (a)—continued.

Code No.	INDUSTRY.	South (Met.)	North West	North	West	Mid-lands	South East	South (Ex-Met.)	Migra-tory Popu-lation	TOTAL
<b>Sub Group 2.—Insurance :</b>										
611	Insurance (including life assurance) ... ..	236	36	130	6	...	...	8	...	416
612	Friendly and benefit societies ... ..	3	...	7	1	...	...	...	...	11
619	Other ... ..	...	1	...	...	...	...	...	...	1
	<b>TOTAL SUB GROUP G.2</b> ... ..	<b>239</b>	<b>37</b>	<b>137</b>	<b>7</b>	<b>...</b>	<b>...</b>	<b>8</b>	<b>...</b>	<b>428</b>
<b>Sub Group 3.—Other Offices, Agencies, etc. :</b>										
620	Inadequately defined ... ..	1	...	...	...	...	...	...	...	1
621	House and estate agencies, valuing, auctioneering (excluding stock and stations) ... ..	62	33	33	...	...	1	4	...	133
622	Building companies and societies ... ..	...	...	6	...	...	...	...	...	6
623	Moneylending and pawnbroking ... ..	5	...	3	...	...	...	...	...	8
624	Cash order and hire purchase ... ..	4	...	1	...	...	...	...	...	5
625	Stock and share broking ... ..	11	...	5	...	...	...	...	...	16
626	Trustee companies ... ..	5	...	6	...	...	...	...	...	11
629	Other ... ..	27	4	20	1	...	...	...	...	52
	<b>TOTAL SUB GROUP G.3</b> ... ..	<b>115</b>	<b>37</b>	<b>74</b>	<b>1</b>	<b>...</b>	<b>1</b>	<b>4</b>	<b>...</b>	<b>232</b>
	<b>TOTAL GROUP G</b> ... ..	<b>692</b>	<b>206</b>	<b>378</b>	<b>15</b>	<b>8</b>	<b>1</b>	<b>38</b>	<b>...</b>	<b>1,338</b>
<b>H.—COMMERCE.</b>										
640	Inadequately defined ... ..	25	24	22	...	...	...	...	...	71
<b>Sub Group 1.—Wholesale trade (other than livestock, primary produce dealing, etc.) :</b>										
650	Inadequately defined ... ..	152	34	117	...	...	...	6	...	309
651	Softgoods, etc., warehouses ... ..	27	...	81	...	...	...	1	...	109
652	Groceries ... ..	65	25	78	...	...	...	1	...	169
653	Meat, fish, dairy products ... ..	39	6	8	...	...	3	14	...	70
654	Fresh fruit and vegetables ... ..	56	6	15	...	...	1	13	...	91
655	Timber and other building materials ... ..	100	44	80	2	...	...	3	...	229
656	Fuel ... ..	251	44	179	3	7	5	15	...	504
657	Motor vehicles and accessories ... ..	56	16	60	...	...	...	1	...	133
658	Other ... ..	306	51	240	1	...	1	7	...	606
	<b>TOTAL SUB GROUP H.1</b> ... ..	<b>1,052</b>	<b>226</b>	<b>858</b>	<b>6</b>	<b>7</b>	<b>10</b>	<b>61</b>	<b>...</b>	<b>2,220</b>
<b>Sub Group 2.—Livestock and Primary Produce Dealing :</b>										
660	Wool, skin and produce (other than dairy) dealing and stock and station agencies (so described) ... ..	176	176	272	...	20	1	6	...	651
<b>Sub Group 3.—Retail trade :</b>										
670	Inadequately defined ... ..	98	38	86	6	2	5	23	...	258
Department, general, clothing, hardware, etc., stores—										
671	Inadequately defined ... ..	...	1	...	...	...	...	...	...	1
672	Departmental and general stores ... ..	83	73	112	20	31	9	44	...	372
673	Drapery, clothing and footwear ... ..	266	114	210	10	3	2	10	...	615
674	Crockery and hardware ... ..	156	40	48	1	...	...	4	...	249
675	Electrical appliances and radio ... ..	47	24	34	2	1	...	6	...	114
679	Other ... ..	2	...	3	...	...	...	...	...	5
Food Stores—										
680	Inadequately defined ... ..	6	...	1	...	...	...	...	...	7
681	Butchers meat ... ..	198	140	193	22	20	7	62	...	642
682	Milk, dairy products and small goods ... ..	84	31	63	2	...	1	3	...	184
683	Bread, cakes and pastry ... ..	15	9	13	2	...	...	4	...	43
684	Fresh fruit and vegetables ... ..	62	34	25	3	1	1	10	...	136
685	Groceries ... ..	330	278	340	42	41	23	119	...	1,173
689	Other ... ..	20	4	13	3	1	...	...	...	41
690	Hawking and street selling (undefined) ... ..	6	...	...	...	...	...	...	...	6
Other retail shops and dealings—										
691	Inadequately defined ... ..	1	2	2	...	...	...	...	...	5
692	Drugs and chemicals ... ..	60	23	50	2	3	...	7	...	145
693	Books, newspapers, paper and stationery ... ..	43	18	34	3	...	...	2	...	100
694	Furniture, furnishings and floor coverings ... ..	54	41	45	2	...	...	...	...	142
695	Jewellery and watches ... ..	29	11	14	1	...	1	...	...	56
696	Tobacco, cigarettes and smokers requisites ... ..	6	...	1	1	...	...	...	...	8
697	Sporting goods, games, toys, etc. ... ..	9	5	12	...	...	...	...	...	26
698	Leather goods ... ..	2	...	4	...	...	...	...	...	6
699	Other ... ..	34	24	49	...	...	...	2	...	109
	<b>TOTAL SUB GROUP H.3</b> ... ..	<b>1,611</b>	<b>910</b>	<b>1,352</b>	<b>122</b>	<b>103</b>	<b>49</b>	<b>296</b>	<b>...</b>	<b>4,443</b>
	<b>TOTAL GROUP H</b> ... ..	<b>2,864</b>	<b>1,336</b>	<b>2,504</b>	<b>128</b>	<b>130</b>	<b>60</b>	<b>363</b>	<b>...</b>	<b>7,385</b>

Tasmania—Males in Regional Areas classified according to Industry—Detailed Table—Table 7 (a)—continued.

Code No.	INDUSTRY	South (Met.)	North West	North	West	Mid-lands	South East	South (Ex-Met.)	Migra-tory Popu-lation	TOTAL
<b>GROUP I.—PUBLIC AUTHORITY, (n.e.i.) and PROFESSIONAL ACTIVITIES.</b>										
<b>Sub Group 1.—Public Authority Activities, n.e.i. :</b>										
700	Commonwealth, state and semi-government activities, n.e.i. ...	1,202	110	244	7	10	8	80	1	1,662
701	Local government activities, n.e.i. ...	83	36	74	5	10	4	16	...	228
702	Consular agencies and legations ...	2	1	...	...	...	...	...	...	3
TOTAL SUB GROUP I.1 ...		1,287	147	318	12	20	12	96	1	1,893
<b>Sub Group 2.—Defence, Enlisted personnel :</b>										
710	Inadequately defined ...	1	...	...	...	...	...	...	...	1
711	Army ...	205	9	20	3	6	3	11	1	258
712	Navy ...	53	11	28	3	3	4	18	...	120
713	Air Force ...	12	1	6	...	2	...	1	...	22
714	Other ...	2	...	1	...	...	...	...	1	4
TOTAL SUB GROUP I.2 ...		273	21	55	6	11	7	30	2	405
<b>Sub Group 3.—Defence : Civilian employees :</b>										
720	Inadequately defined ...	11	1	...	...	...	...	...	...	12
721	Army ...	45	...	1	...	1	...	4	...	51
722	Navy ...	6	1	...	...	...	...	...	...	7
723	Air Force ...	2	...	1	...	...	...	...	...	3
TOTAL SUB GROUP I.3 ...		64	2	2	...	1	...	4	...	73
<b>Sub Group 4.—Law, Order and Public Safety :</b>										
730	Police ...	130	44	91	11	15	4	25	2	322
732	Prisons and reformatory institutions (not industrial schools) excluding inmates ...	34	...	...	...	...	...	7	...	41
733	Legal profession (private practice) ...	105	28	61	...	1	...	1	...	196
734	Fire brigades ...	28	2	8	...	...	...	1	...	39
TOTAL SUB GROUP I.4 ...		297	74	160	11	16	4	34	2	598
<b>Sub Group 5.—Religion and Social Welfare :</b>										
741	Social service and welfare organisations (not governmental) ...	17	2	7	1	...	...	...	...	27
742	Religion ...	91	53	85	8	13	6	27	...	283
743	Missions for aboriginals (staff only) ...	...	...	1	...	...	...	...	...	1
744	Benevolent institutions (other than hospitals) excluding inmates ...	51	...	18	...	...	...	1	...	70
749	Other ...	1	...	...	...	...	...	...	...	1
TOTAL SUB GROUP I.5 ...		160	55	111	9	13	6	28	...	382
<b>Sub Group 6.—Health, Hospitals, etc. :</b>										
750	Inadequately defined ...	7	1	7	...	1	...	1	...	17
<b>Hospitals (excluding inmates)—</b>										
751	Inadequately defined ...	25	6	21	3	1	...	7	...	63
752	Public hospitals (other than mental) ...	133	11	92	3	4	...	5	...	248
753	Mental hospitals ...	3	...	...	...	...	...	98	...	101
754	Private hospitals (other than mental) ...	2	1	...	...	...	...	...	...	3
755	Medicine (private practice) ...	54	17	32	2	4	1	5	...	115
756	Dentistry (private practice) ...	44	26	38	2	1	...	6	...	117
757	Veterinary surgery (private practice) ...	3	1	4	...	...	...	...	...	8
760	Baby health centres ...	2	...	...	...	...	...	...	...	2
769	Other ...	21	2	11	...	...	...	...	...	34
TOTAL SUB GROUP I.6 ...		294	65	205	10	11	1	122	...	708

Tasmania—Males in Regional Areas classified according to Industry—Detailed Table—Table 7 (a)—continued.

Code No.	INDUSTRY	South (Met.)	North West	North	West	Mid-lands	South East	South (Ex-Met.)	Migra-tory Popu-lation	TOTAL
<b>Sub Group 7.—Education :</b>										
770	Inadequately defined	117	69	95	15	14	12	43	...	365
771	Kindergarten, primary, secondary schools	89	28	44	2	2	...	11	...	176
772	Technical colleges	56	7	30	1	...	1	4	...	99
773	Agricultural colleges	1	...	23	...	...	...	3	...	27
774	Universities	60	...	1	...	...	...	2	...	63
775	Other schools and private teaching	16	2	11	...	...	...	...	...	29
776	Libraries and reading rooms	15	1	4	...	...	...	...	...	20
779	Other	8	...	3	...	...	...	...	...	11
TOTAL SUB GROUP I.7		362	107	211	18	16	13	63	...	790
<b>Sub Group 8.—Other Professional :</b>										
781	Civil engineering and surveying	18	8	9	...	1	...	1	...	37
782	Architecture	35	2	5	...	...	...	...	...	42
783	Accountancy and auditing	96	18	58	1	1	...	6	...	180
784	Musical composition, literature, painting and sculpture	2	...	1	...	...	1	1	...	5
785	Industrial and trade associations	15	5	11	1	...	...	...	...	32
789	Other	8	2	4	...	...	...	...	...	14
TOTAL SUB GROUP I.8		174	35	88	2	2	1	8	...	310
TOTAL GROUP I		2,911	506	1,150	68	90	44	385	5	5,159
<b>J.—AMUSEMENT, HOTELS, CAFES, PERSONAL SERVICE, etc.</b>										
<b>Sub Group 1.—Amusement, Sport and Recreation :</b>										
800	Inadequately defined	7	1	6	...	...	...	...	...	14
802	Motion picture production and picture theatres...	38	10	34	3	2	...	3	...	90
803	Wireless broadcasting (including technical service)	95	12	37	1	...	...	3	...	148
804	Music	7	...	2	...	...	...	...	...	9
Racing and other professional sport—										
805	Horseracing (racecourses and training stables)	47	2	67	...	1	...	...	...	117
807	Dogracing	2	...	4	...	...	...	...	...	6
808	Bookmaking...	69	24	67	6	5	2	7	...	180
809	Other professional sport	10	1	7	...	...	...	...	...	18
810	Parks, gardens and recreation grounds	48	12	35	2	4	3	3	...	107
811	Tourist bureaux and agencies (including government)	26	4	10	...	...	...	1	...	41
812	Lotteries, art unions, etc.	56	...	...	...	...	...	...	...	56
819	Other	13	9	10	...	...	...	...	...	32
TOTAL SUB GROUP J.1		418	75	279	12	12	5	17	...	818
<b>Sub Group J.2.—Hotels, Cafes, Personal Service, etc. :</b>										
820	Inadequately defined	...	...	2	...	...	...	1	...	3
821	Private domestic service (indoor and outdoor)	89	20	63	...	7	1	4	...	184
Hotels, boarding houses and restaurants—										
822	Inadequately defined	...	...	...	1	...	...	...	...	1
823	Licensed hotels	304	120	265	42	35	35	51	...	852
824	Boarding and lodging houses	32	15	25	1	5	4	7	...	89
825	Restaurants and tea rooms	30	28	34	4	9	...	2	...	107
826	Club houses and club rooms (not sporting clubs)	52	13	25	6	...	...	...	...	96
827	Laundries, job dyeing and dry cleaning	46	23	43	1	1	...	...	...	114
828	Hairdressing, manicure and beauty parlours	104	43	77	6	1	...	13	...	244
829	Undertaking, cremation and grave digging	27	7	23	1	...	1	...	...	59
830	Sanitation, inspection and disposal of refuse	6	5	13	1	1	...	3	...	29
839	Other	13	2	6	...	...	...	1	...	22
TOTAL SUB GROUP J.2		703	276	576	63	59	41	82	...	1,800
TOTAL GROUP J		1,121	351	855	75	71	46	99	...	2,618

Tasmania—Males in Regional Areas classified according to Industry—Detailed Table—Table 7 (a)—continued.

Code No.	INDUSTRY	South (Met.)	North West	North	West	Mid-lands	South East	South (Ex-Met.)	Migratory Population	TOTAL
<b>L.—INDUSTRY INADEQUATELY DESCRIBED.</b>										
851	Accountant, auditor (not grade E or O) ... ..	2	...	4	...	...	...	...	...	6
852	Architect (not grade E or O) ... ..	2	...	...	...	...	...	...	...	2
853	Caretaker, cleaner, watchman (undefined) ... ..	13	...	1	...	...	1	1	...	16
854	Carpenter, carpenter and joiner, carpentering (undefined) ... ..	49	35	41	5	1	2	9	...	142
855	Clerical, clerk (undefined) ... ..	13	1	4	...	...	...	1	...	19
856	Contracting, contractor (undefined) ... ..	36	13	23	1	1	1	7	...	82
857	Electrical, electrical trade (undefined) ... ..	41	3	19	2	...	...	2	...	67
858	Electrical fitter, fitting (undefined) ... ..	4	1	2	...	...	...	1	...	8
859	Electrician (undefined) ... ..	6	7	10	1	1	1	1	...	27
861	Labourer, labouring (undefined) ... ..	35	12	46	...	6	...	10	...	109
862	Lorry driver, truck driver (undefined) ... ..	9	5	10	...	1	2	6	...	33
863	Machinist (undefined) ... ..	1	...	...	...	...	...	...	...	1
864	Metal trade, trades (undefined) ... ..	19	1	5	...	...	...	...	...	25
865	Milk, milk industry ... ..	1	...	...	...	...	...	...	...	1
866	Motor, motor industry, motor trade ... ..	72	19	42	1	...	...	2	...	136
867	Motor driver (undefined) ... ..	6	3	1	...	...	...	...	...	10
868	Motor mechanic (undefined) ... ..	18	9	15	...	3	...	3	...	48
869	Office, office work (undefined) ... ..	2	...	1	...	...	...	...	...	3
870	Packer, packing, storeman (undefined) ... ..	4	4	4	...	...	...	...	...	12
871	Painter, painting (undefined) ... ..	61	17	39	1	...	...	7	...	125
872	Plumber, plumbing, gasfitting (undefined) ... ..	81	35	54	1	...	...	6	...	177
874	Radio (undefined) ... ..	2	1	1	...	...	...	1	...	5
875	Secretary (not grade E or O) (industry not stated) ... ..	1	2	...	...	...	...	...	...	3
878	Timber and timber industry ... ..	75	191	198	29	15	16	76	...	600
880	Industry inadequately described (other) ... ..	275	98	173	10	5	1	45	...	607
	<b>TOTAL GROUP L</b> ... ..	<b>828</b>	<b>457</b>	<b>693</b>	<b>51</b>	<b>33</b>	<b>24</b>	<b>178</b>	...	<b>2,264</b>
<b>M.—INDUSTRY NOT STATED.</b>										
890	Industry not stated (nil or not answered) ... ..	1,763	565	643	75	97	26	339	2	3,510
<b>N.—PERSONS NOT GAINFULLY OCCUPIED.</b>										
900	Persons not gainfully occupied ... ..	13,560	10,518	13,868	1,665	2,094	1,017	6,313	8	49,043
	<b>GRAND TOTAL</b> ... ..	<b>36,518</b>	<b>27,319</b>	<b>36,993</b>	<b>4,376</b>	<b>5,787</b>	<b>2,597</b>	<b>14,990</b>	<b>664</b>	<b>129,244</b>



Tasmania—Females in Regional Areas classified according to Industry—Detailed Table—Table 7 (b)—continued.

Code No.	INDUSTRY	South (Met.)	North West	North	West	Mid-lands	South East	South (Ex-Met.)	Migra-tory Popu-lation	TOTAL
<b>Sub Group 2.—Founding, Engineering and Metal Working (including Shipbuilding) :</b>										
130	Inadequately defined ... ..	...	...	1	...	...	...	...	...	1
131	Extracting and refining of metals— Inadequately defined ... ..	1	...	...	...	...	...	...	...	1
133	Extracting and refining of non-ferrous metals and alloys ...	37	...	...	4	...	...	...	...	41
<b>Founding—</b>										
134	Inadequately defined ... ..	...	...	2	...	...	...	...	...	2
135	Iron and steel foundries ... ..	...	...	1	...	...	...	...	...	1
136	Brass, copper and other metal foundries ... ..	1	...	...	...	...	...	...	...	1
<b>Steel tube and wire making—</b>										
140	Inadequately defined ... ..	1	...	...	...	...	...	...	...	1
<b>Iron and steel—</b>										
143	Wrought iron, steel tube, metallic bedstead and tubular steel furniture making ... ..	3	...	...	...	...	...	...	...	3
144	Wire, n.e.i., wire netting, wire rope, and nail making ...	1	...	...	...	...	...	...	...	1
<b>Iron and steel manufacture—</b>										
151	Cutlery and small tools (not machine) making ... ..	1	...	...	...	...	...	...	...	1
153	Canister making ... ..	10	...	...	...	...	...	...	...	10
154	Tinplate and sheet metal working, n.e.i. ... ..	...	...	2	...	...	...	...	...	2
155	Spring making ... ..	...	...	2	...	...	...	...	...	2
159	Iron and steel manufacture, n.e.i. ... ..	3	...	...	...	...	...	...	...	3
160	General engineering (including engineering undefined) ...	7	2	6	...	...	...	...	...	15
<b>Machines and machinery manufacture and repair—</b>										
171	Agriculture and earthmoving machinery (including tractors)...	...	...	1	...	...	...	...	...	1
173	Refrigerators and freezing machines ... ..	...	...	1	...	...	...	...	...	1
179	Other... ..	1	...	1	...	...	...	...	...	2
<b>Metal goods, n.e.i.—</b>										
183	Household and other fittings ... ..	1	...	...	...	...	...	...	...	1
189	Other metal goods ... ..	...	...	1	...	...	...	...	...	1
190	Munitions (including ordnance, small arms, ammunition, etc.)...	5	...	...	...	...	...	...	...	5
<b>Wireless, electrical machinery and apparatus, etc.—</b>										
201	Accumulator and battery making ... ..	...	...	1	...	...	...	...	...	1
203	Wireless apparatus (including valves) making (excluding cabinets) ... ..	...	...	1	...	...	...	...	...	1
209	Electrical machinery and apparatus, n.e.i. (not installation supply or dealing) and electrical engineering (so described)...	12	...	1	...	...	...	1	...	14
210	Ship and boat building and repairing and marine engineering ...	2	...	1	...	...	...	...	...	3
TOTAL SUB GROUP C.2 ... ..		86	2	22	4	...	...	1	...	115
<b>Sub Group 3.—Manufacture, Assembly and Repair of Vehicles, Parts and Accessories :</b>										
220	Inadequately defined ... ..	...	1	...	...	...	...	...	...	1
221	Aircraft and aircraft parts ... ..	...	1	...	...	...	...	...	...	1
<b>Motor vehicles, parts and accessories—</b>										
224	Construction and assembly of motor vehicles and manufacture of parts and accessories ... ..	...	...	1	...	...	...	1	...	2
225	Motor body building, caravans and trailers ... ..	...	...	1	...	...	...	...	...	1
227	Bicycles, parts and accessories ... ..	3	2	3	...	...	...	...	...	8
TOTAL SUB GROUP C.3 ... ..		3	4	5	...	...	...	1	...	13
<b>Sub Group 4.—Manufacture of Textiles and Fibrous Materials (not dress) :</b>										
230	Inadequately defined ... ..	70	...	54	...	...	...	1	...	125
<b>Wool, cotton, silk and rayon mills—</b>										
231	Inadequately defined ... ..	...	...	23	...	...	...	...	...	23
232	Woollen and worsted mills (all processes) ... ..	45	1	1,033	...	1	1	1	...	1,082
235	Flax mills ... ..	...	...	3	...	...	...	...	...	3
237	Textile printing ... ..	...	...	1	...	...	...	...	...	1
<b>Carpets, etc.—</b>										
241	Carpets ... ..	1	...	...	...	...	...	...	...	1
249	Other ... ..	...	...	1	...	...	...	...	...	1
TOTAL SUB GROUP C.4 ... ..		116	1	1,115	...	1	1	2	...	1,236

Tasmania—Females in Regional Areas classified according to Industry—Detailed Table—Table 7 (b)—continued.

Code No.	INDUSTRY	South (Met.)	North West	North	West	Mid-lands	South East	South (Ex-Met.)	Migra-tory Popu-lation	TOTAL
<b>Sub Group 5.—Manufacture of Clothing :</b>										
250	Inadequately defined	66	5	167	...	...	...	3	...	241
251	Tailoring, ready made clothing, waterproofs and oilskin clothing	100	19	44	2	...	...	...	...	165
252	Dressmaking, millinery, embroidery and lace	112	20	92	1	3	1	6	...	235
253	Shirts, handkerchiefs, underclothing (not knitted), etc.	...	...	2	...	...	...	...	...	2
256	Knitted goods and hosiery	14	...	18	...	...	...	1	...	33
259	Other	4	...	2	...	...	...	...	...	6
	<b>TOTAL SUB GROUP C.5</b>	<b>296</b>	<b>44</b>	<b>325</b>	<b>3</b>	<b>3</b>	<b>1</b>	<b>10</b>	<b>...</b>	<b>682</b>
<b>Sub Group 6.—Boot and Shoe making (other than rubber) Acces-sories and Repairing :</b>										
261	Boot and shoe making (other than rubber)	36	...	...	...	...	...	...	...	36
263	Boot and shoe repairing (including bootmaker—so described)	2	...	3	...	...	...	...	...	5
	<b>TOTAL SUB GROUP C.6</b>	<b>38</b>	<b>...</b>	<b>3</b>	<b>...</b>	<b>...</b>	<b>...</b>	<b>...</b>	<b>...</b>	<b>41</b>
<b>Sub Group 7.—Manufacture of Food and Drink :</b>										
270	Inadequately defined	26	27	19	...	...	...	16	...	88
Meat and fish—										
280	Inadequately defined	...	1	...	...	...	...	...	...	1
283	Bacon and ham	...	...	3	...	...	...	...	...	3
284	Small goods	...	...	1	...	1	...	...	...	2
289	Other meat and fish	...	18	26	...	...	9	6	...	59
Milk, butter and cheese and substitutes—										
290	Inadequately defined	...	3	1	...	...	...	...	...	4
291	Butter	1	12	2	...	...	...	...	...	15
292	Cheese	...	2	...	...	...	...	...	...	2
293	Dried, condensed and other milk products	3	...	...	...	...	...	...	...	3
295	Ice cream	1	...	2	...	...	...	...	...	3
296	Pasteurising milk and cream	...	6	...	...	...	...	...	...	6
Grain milling cereal foods, etc.—										
301	Flour and other grain milling	2	...	3	...	...	...	...	...	5
302	Cereal foods and starch	1	...	1	...	...	...	...	...	2
303	Bread, cakes and pastry	49	23	31	1	1	...	6	...	111
304	Biscuits	40	...	...	...	...	...	...	...	40
310	Confectionery (including cocoa and chocolate)	210	...	7	...	6	...	34	...	257
Jam, fruits and vegetable canning, etc.; pickles, etc.—										
320	Inadequately defined	24	...	1	...	...	...	3	...	28
321	Jam making, fruit and vegetable canning	133	...	8	...	...	...	22	...	163
322	Fruit and vegetable drying	...	...	11	...	...	...	31	...	42
Other foods, n.e.i.—										
329	Other...	1	...	...	...	...	...	...	...	1
Drink manufacture (including ice)—										
332	Aerated waters and cordials	19	...	...	...	...	...	3	...	22
333	Brewing	7	...	3	...	...	...	...	...	10
336	Wine making (not grape growing)	1	...	...	...	...	...	...	...	1
339	Other...	3	33	...	...	...	...	...	...	36
	<b>TOTAL SUB GROUP C.7</b>	<b>521</b>	<b>125</b>	<b>119</b>	<b>1</b>	<b>8</b>	<b>9</b>	<b>121</b>	<b>...</b>	<b>904</b>
<b>Sub Group 9.—Manufacture of Furniture, Fittings (not metal)</b>										
<b>Woodworking, Basketware, etc. :</b>										
350	Inadequately defined	...	...	...	...	...	...	4	...	4
351	Sawmilling (town and country)	...	10	...	1	1	...	4	...	16
Furniture making, joinery etc.—										
353	Cabinet and furniture making, n.e.i.	11	2	10	...	...	...	...	...	23
356	Plywood making	...	19	...	...	...	...	...	...	19
358	Wood turning and carving	1	...	...	...	...	...	...	...	1
359	Wooden boxes and cases	...	...	1	...	...	...	...	...	1
361	Basket and wickerware	...	...	2	...	...	...	...	...	2
Bedding and furnishing drapery making—										
363	Bedding and mattress, n.e.i.	...	...	4	...	...	...	...	...	4
364	Other...	8	1	4	...	...	...	1	...	14
369	Other	1	...	...	...	...	...	8	...	9
	<b>TOTAL SUB GROUP C.9</b>	<b>21</b>	<b>32</b>	<b>21</b>	<b>1</b>	<b>1</b>	<b>...</b>	<b>17</b>	<b>...</b>	<b>93</b>

Tasmania—Females in Regional Areas classified according to Industry—Detailed Table—Table 7 (b)—continued.

Code No.	INDUSTRY	South (Met.)	North West	North	West	Mid-lands	South East	South (Ex-Met.)	Migra-tory Popu-lation	TOTAL
371	<b>Sub Group 10.—Paper, Printing, Bookbinding and Photography :</b> Pulp and paper making ... ..	6	92	...	...	...	...	10	...	108
374	Paper article making— Cardboard box and carton, paper container making ... ..	1	...	...	...	...	...	...	...	1
375	Stationery and paper products, n.e.i. ... ..	3	...	...	...	...	...	...	...	3
380	Printing and publishing— Inadequately defined ... ..	55	16	33	...	...	...	3	...	107
381	Printing and publication of newspapers and periodicals ... ..	29	12	34	...	...	...	1	...	76
382	Job and general printing ... ..	13	...	...	...	...	...	...	...	13
383	Bookbinding ... ..	6	1	3	...	...	...	...	...	10
386	Photographic goods and photography ... ..	33	7	29	...	...	...	...	...	69
	<b>TOTAL SUB GROUP C.10</b> ... ..	146	128	99	...	...	...	14	...	387
391	<b>Sub Group 11.—Manufacture of Paints, Non-mineral Oils, Grease :</b> Paints and colours, varnish ... ..	1	...	...	...	...	...	...	...	1
394	Soap and candles ... ..	4	...	1	...	...	...	1	...	6
	<b>TOTAL SUB GROUP C.11</b> ... ..	5	...	1	...	...	...	1	...	7
400	<b>Sub Group 12.—Manufacture of Chemicals, Dyes, etc. :</b> Inadequately defined ... ..	...	...	5	...	...	...	...	...	5
401	Drugs and patent medicines ... ..	1	2	3	...	...	...	...	...	6
402	Chemical fertilizer manufacture and mixing ... ..	1	...	...	...	...	...	...	...	1
403	Industrial and heavy chemicals and acids ... ..	6	...	2	...	...	...	...	...	8
	<b>TOTAL SUB GROUP C.12</b> ... ..	8	2	10	...	...	...	...	...	20
421	<b>Sub Group 14.—Jewellery, Watchmaking, Electroplating and Minting :</b> Jewellery and Watchmaking (including repairing) ... ..	2	...	1	...	...	...	1	...	4
430	<b>Sub Group 15.—Preparation of Skins and Leather, Manufacture of goods of Leather and Leather Substitutes (not clothing or footwear) :</b> Inadequately defined ... ..	...	...	1	...	...	...	...	...	1
431	Furriers and fur dressing ... ..	3	...	...	...	...	...	...	...	3
432	Fellmongering ... ..	...	...	3	...	...	...	...	...	3
434	Saddlery, harness and whips ... ..	...	1	2	...	...	...	...	...	3
435	Bags, trunks and other goods of leather and leather substitutes (not clothing or footwear) ... ..	...	1	2	...	...	...	...	...	3
	<b>TOTAL SUB GROUP C.15</b> ... ..	3	2	8	...	...	...	...	...	13
440	<b>Sub Group 16.—Manufacture of Rubber Goods :</b> Inadequately defined ... ..	2	...	1	...	...	...	...	...	3
444	Vulcanizing and tyre retreading ... ..	...	2	5	...	...	...	...	...	7
	<b>TOTAL SUB GROUP C.16</b> ... ..	2	2	6	...	...	...	...	...	10
450	<b>Sub Group 17.—Manufacture of Musical, Surgical and Scientific Instruments and Apparatus</b> ... ..	17	...	2	...	...	1	...	...	20
460	<b>Sub Group 18.—Manufacture of Plastic Products</b> ... ..	10	...	...	...	...	...	...	...	10
471	<b>Sub Group 19.—Other Manufacture :</b> Toys, games and sport requisites (excluding billiard tables) ... ..	...	...	9	...	...	...	...	...	9
472	Buttons and buckles ... ..	2	...	...	...	...	...	...	...	2
473	Brooms and brushes ... ..	2	...	...	...	...	...	...	...	2
479	Other ... ..	...	...	1	...	...	...	...	...	1
	<b>TOTAL SUB GROUP C.19</b> ... ..	4	...	10	...	...	...	...	...	14



Tasmania—Females in Regional Areas classified according to Industry—Detailed Table—Table 7 (b)—continued.

Code No.	INDUSTRY	South (Met.)	North West	North	West	Mid-lands	South East	South (Ex-Met.)	Migra-tory Popu-lation	TOTAL
<b>Sub Group 20.—Gas and Electricity :</b>										
480	Gas ... ..	6	...	3	...	...	...	...	...	9
481	Electricity ... ..	52	1	6	...	...	...	1	...	60
	TOTAL SUB GROUP C.20 ... ..	58	1	9	...	...	...	1	...	69
	TOTAL GROUP C ... ..	1,429	354	1,768	9	15	13	178	...	3,766
<b>D.—BUILDING AND CONSTRUCTION.</b>										
510	Sub Group 1.—Construction and Repair of Buildings ... ..	8	3	12	1	...	...	1	...	25
<b>Sub Group 2.—Construction Works and Maintenance (other than buildings) :</b>										
520	Inadequately defined ... ..	4	...	...	...	5	...	...	...	9
	TOTAL GROUP D ... ..	12	3	12	1	5	...	1	...	34
<b>E.—TRANSPORT AND STORAGE.</b>										
540	Inadequately defined ... ..	11	1	1	...	...	...	...	...	13
<b>Sub Group 1.—Road Transport and Storage :</b>										
550	Inadequately defined ... ..	6	...	1	...	...	...	...	...	7
551	Motor engineering ... ..	2	2	9	...	...	...	...	...	13
552	Motor garages (so described) ... ..	11	22	24	2	1	1	2	...	63
553	Petrol selling, car parking and towing service ... ..	3	3	1	...	...	...	...	...	7
554	Taxi and hire car service ... ..	2	1	2	...	...	...	...	...	5
555	Carrying and cartage service (including mail contracting) ... ..	8	2	3	1	1	2	2	...	19
556	Tramway service (including trolley bus) ... ..	1	...	...	...	...	...	...	...	1
557	Motor bus and car service ... ..	5	2	4	...	...	...	...	...	11
558	Other road service (including livery stables) ... ..	...	...	1	...	...	...	...	...	1
	TOTAL SUB GROUP E.1 ... ..	38	32	45	3	2	3	4	...	127
<b>Sub Group 2.—Shipping :</b>										
560	Inadequately defined ... ..	4	2	7	...	...	...	1	...	14
562	Coastwise and oversea shipping ... ..	9	6	16	...	...	...	...	2	33
	TOTAL SUB GROUP E.2 ... ..	13	8	23	...	...	...	1	2	47
<b>Sub Group 4.—Rail and Air Transport :</b>										
580	Rail service ... ..	66	11	41	2	3	...	3	...	126
581	Air transport ... ..	15	...	9	...	...	...	1	1	26
	TOTAL SUB GROUP E.4 ... ..	81	11	50	2	3	...	4	1	152
	TOTAL GROUP E ... ..	143	52	119	5	5	3	9	3	339
<b>F.—COMMUNICATION.</b>										
591	Post, telegraph and telephone service ... ..	144	106	185	20	34	22	76	...	587
<b>G.—FINANCE AND PROPERTY.</b>										
600	Sub Group 1.—Banking ... ..	101	18	36	2	2	...	2	...	161
<b>Sub Group 2.—Insurance :</b>										
611	Insurance (including life assurance) ... ..	117	4	65	...	1	1	3	...	199
612	Friendly and benefit societies ... ..	...	...	2	1	...	...	...	...	3
	TOTAL SUB GROUP G.2 ... ..	117	4	67	1	1	1	3	...	194

Tasmania—Females in Regional Areas classified according to Industry—Detailed Table—Table 7 (b)—continued.

Code No.	INDUSTRY	South (Met.)	North West	North	West	Mid-lands	South East	South (Ex-Met.)	Migra-tory Popu-lation	TOTAL
<b>Sub Group 3.—Other Offices, Agencies, etc. :</b>										
621	House and estate agencies, valuing, auctioneering (excluding stock and stations) ... ..	23	13	17	...	...	...	2	...	55
622	Building companies and societies ... ..	1	...	3	...	...	...	...	...	4
623	Money lending and pawnbroking ... ..	5	...	3	...	...	...	...	...	8
624	Cash order and hire purchase ... ..	3	...	...	...	...	...	...	...	3
625	Stock and share broking ... ..	11	...	1	...	...	...	...	...	12
626	Trustee companies ... ..	4	...	1	...	...	...	...	...	5
629	Other ... ..	20	1	1	1	...	...	1	...	24
	<b>TOTAL SUB GROUP G.3</b> ... ..	67	14	26	1	...	...	3	...	111
	<b>TOTAL GROUP G.</b> ... ..	285	36	129	4	3	1	8	...	466
<b>H.—COMMERCE.</b>										
640	Inadequately defined ... ..	15	5	11	...	...	...	1	...	32
<b>Sub Group 1.—Wholesale Trade (other than Livestock and Primary Produce Dealing, etc.) :</b>										
650	Inadequately defined ... ..	49	12	48	...	...	...	...	...	109
651	Softgoods, etc., warehouses ... ..	8	...	16	...	...	...	1	...	25
652	Groceries ... ..	18	3	14	...	...	...	...	...	35
653	Meat, fish, dairy products ... ..	15	1	2	...	...	...	...	...	18
654	Fresh fruit and vegetables ... ..	20	1	6	...	...	...	6	...	33
655	Timber and other building materials ... ..	13	6	6	1	...	...	...	...	26
656	Fuel ... ..	33	2	1	...	...	...	1	...	37
657	Motor vehicles... ..	14	1	10	...	...	...	...	...	25
658	Other ... ..	53	11	72	...	...	...	2	...	138
	<b>TOTAL SUB GROUP H.1</b> ... ..	223	37	175	1	...	...	10	...	446
<b>Sub Group 2.—Livestock and Primary Produce Dealing :</b>										
660	Wool, skin and produce (other than dairy) dealing and stock and station agencies (so described) ... ..	30	23	33	...	...	...	...	...	86
<b>Sub Group 3.—Retail Trade :</b>										
670	Inadequately defined ... ..	109	33	90	13	8	3	15	1	272
Department, general, clothing, hardware, etc., stores—										
672	Departmental and general stores ... ..	163	74	118	15	14	6	15	...	405
673	Drapery, clothing and footwear ... ..	395	188	302	18	8	2	19	...	932
674	Crockery and hardware ... ..	27	9	13	...	1	...	1	...	51
675	Electrical appliances and radio ... ..	9	4	15	1	...	...	1	...	30
679	Other... ..	3	...	4	...	...	...	...	...	7
Food stores—										
680	Inadequately defined ... ..	3	...	2	...	...	...	3	...	8
681	Butchers' meat ... ..	16	8	10	4	...	...	2	...	40
682	Milk, dairy products and smallgoods ... ..	15	7	11	...	...	...	2	...	35
683	Bread, cakes and pastry ... ..	30	5	19	2	...	1	1	...	58
684	Fresh fruit and vegetables ... ..	60	53	34	10	...	...	2	...	159
685	Groceries ... ..	147	100	180	25	24	13	65	...	554
689	Other... ..	31	9	21	3	1	...	2	...	67
Other retail shops and dealings—										
692	Drugs and chemicals ... ..	56	13	39	5	1	...	5	...	119
693	Books, newspapers and stationery ... ..	36	23	35	11	...	...	4	...	109
694	Furniture, furnishings and floor coverings ... ..	11	7	12	1	...	...	1	...	32
695	Jewellery and watches ... ..	19	6	6	1	...	...	...	...	32
696	Tobacco, cigarettes and smokers' requisites ... ..	3	...	2	...	...	...	...	...	5
697	Sporting goods, games, toys, etc. ... ..	4	...	4	...	...	...	...	...	8
698	Leather goods ... ..	1	...	1	...	...	...	...	...	2
699	Other... ..	38	15	42	...	...	...	2	...	97
	<b>TOTAL SUB GROUP H.3</b> ... ..	1,176	554	960	109	57	25	140	1	3,022
	<b>TOTAL GROUP H</b> ... ..	1,444	619	1,179	110	57	25	151	1	3,586
<b>I.—PUBLIC AUTHORITY, n.e.i. and PROFESSIONAL ACTIVITIES.</b>										
<b>Sub Group 1.—Public Authority Activities, n.e.i. :</b>										
700	Commonwealth, state and semi-government activities, n.e.i. ...	500	40	79	5	1	2	27	...	654
701	Local government activities, n.e.i. ... ..	21	11	9	2	1	...	6	...	50
	<b>TOTAL SUB GROUP I.1</b> ... ..	521	51	88	7	2	2	33	...	704

Tasmania—Females in Regional Areas classified according to Industry—Detailed Table—Table 7 (b)—continued.

Code No.	INDUSTRY	South (Met.)	North West	North	West	Mid-lands	South East	South (Ex-Met.)	Migra-tory Popu-lation	TOTAL
<b>Sub Group 2.—Defence : Enlisted Personnel :</b>										
711	Army ... ..	3	...	1	2	...	...	1	...	7
713	Air Force ... ..	1	...	...	...	...	...	...	...	1
	TOTAL SUB GROUP I.2 ... ..	4	...	1	2	...	...	1	...	8
<b>Sub Group 3.—Defence : Civilian Employees :</b>										
721	Army ... ..	13	...	...	...	...	...	...	1	14
722	Navy ... ..	2	...	...	...	...	...	...	...	2
723	Air Force ... ..	3	...	...	...	...	...	...	...	3
	TOTAL SUB GROUP I.3 ... ..	18	...	...	...	...	...	...	1	19
<b>Sub Group 4.—Law, Order and Public Safety :</b>										
731	Police ... ..	9	...	2	...	...	...	...	...	11
732	Prisons and reformatory institutions (not industrial schools) excluding inmates ... ..	2	...	...	...	...	...	...	...	2
733	Legal profession (private practice) ... ..	81	28	61	...	3	...	2	...	175
734	Fire Brigades ... ..	1	...	...	...	...	...	...	...	1
	TOTAL SUB GROUP I.4 ... ..	93	28	63	...	3	...	2	...	189
<b>Sub Group 5.—Religion and Social Welfare :</b>										
741	Social service and welfare organisations (not governmental) ... ..	46	1	17	...	...	...	1	...	65
742	Religion ... ..	27	6	25	...	...	...	3	...	61
744	Benevolent institutions (other than hospitals) excluding inmates ... ..	103	2	22	...	...	...	2	...	129
749	Other ... ..	1	...	...	...	...	...	...	...	1
	TOTAL SUB GROUP I.5 ... ..	177	9	64	...	...	...	6	...	256
<b>Sub Group 6.—Health, Hospitals, etc. :</b>										
750	Inadequately defined ... ..	72	33	57	2	6	1	7	4	182
Hospitals (excluding inmates)—										
751	Inadequately defined ... ..	52	23	39	12	3	2	7	...	138
752	Public hospitals (other than mental) ... ..	464	138	347	33	13	4	26	...	1,025
753	Mental hospitals ... ..	1	...	1	...	...	1	62	...	65
754	Private hospitals (other than mental) ... ..	16	19	14	...	...	...	7	...	56
755	Medicine (private practice) ... ..	34	5	26	...	1	...	...	...	66
756	Dentistry (private practice) ... ..	22	7	12	...	...	...	1	...	42
758	Bush nursing ... ..	2	2	7	3	4	...	1	...	19
759	Private nursing and mid-wifery ... ..	22	3	17	...	2	1	2	...	47
760	Baby health centres ... ..	51	5	9	1	1	...	1	...	68
769	Other ... ..	40	3	22	...	...	...	1	...	66
	TOTAL SUB GROUP I.6 ... ..	776	238	551	51	30	9	115	4	1,774
<b>Sub Group 7.—Education :</b>										
770	Inadequately defined ... ..	220	137	167	9	32	10	65	...	640
771	Kindergarten, primary, secondary schools ... ..	239	80	158	29	12	4	36	...	558
772	Technical colleges ... ..	11	...	6	1	...	1	...	...	19
773	Agricultural colleges ... ..	...	...	2	...	...	...	...	...	2
774	Universities ... ..	32	...	...	...	...	...	...	...	32
775	Other schools and private teaching ... ..	52	12	24	...	1	1	4	...	94
776	Libraries and reading rooms ... ..	62	6	19	1	3	...	4	...	95
779	Other ... ..	4	...	3	...	...	...	...	...	7
	TOTAL SUB GROUP I.7 ... ..	620	235	379	40	48	16	109	...	1,447
<b>Sub Group 8.—Other Professional :</b>										
781	Civil engineering and surveying ... ..	1	...	1	...	...	...	...	...	2
782	Architecture ... ..	3	1	2	...	...	...	...	...	6
783	Accountancy and auditing ... ..	40	6	38	1	...	...	2	...	87
784	Musical composition, literature, painting and sculpture ... ..	1	...	...	...	...	1	...	...	2
785	Industrial and trade associations ... ..	5	...	2	...	...	...	1	...	8
789	Other ... ..	1	1	1	...	...	...	...	...	3
	TOTAL SUB GROUP I.8 ... ..	51	8	44	1	...	1	3	...	108
	TOTAL GROUP I ... ..	2,260	569	1,190	101	83	28	269	5	4,505

Tasmania—Females in Regional Areas classified according to Industry—Detailed Table—Table 7 (b)—continued.

Code No.	INDUSTRY	South (Met.)	North West	North	West	Mid-lands	South East	South (Ex-Met.)	Migra-tory Popu-lation	TOTAL
<b>GROUP J.—AMUSEMENT, HOTELS, CAFES, PERSONAL SERVICE, etc.</b>										
<b>Sub Group J.1.—Amusement, Sport and Recreation :</b>										
800	Inadequately defined ... ..	5	4	6	...	...	...	...	...	15
802	Motion picture production and picture theatres...	24	2	22	1	1	1	2	...	53
803	Wireless broadcasting (including technical service) ... ..	45	6	15	2	1	...	2	...	71
804	Music ... ..	1	...	...	...	...	...	...	...	1
Racing and other professional sport—										
806	Horse racing (racecourses and training stables) ... ..	...	...	2	...	...	...	...	...	2
807	Dog racing ... ..	...	...	2	...	...	...	...	...	2
808	Bookmaking... ..	1	...	...	...	...	...	...	...	1
809	Other professional sport ... ..	2	...	1	...	...	...	...	...	3
810	Parks, gardens and recreation grounds ... ..	...	...	1	...	...	...	1	...	2
811	Tourist bureaux and agencies (including government) ... ..	6	...	5	...	...	...	...	...	11
812	Lotteries, art unions, etc. ... ..	192	...	1	...	...	1	2	...	196
819	Other ... ..	6	...	2	...	...	...	...	...	8
TOTAL SUB GROUP J.1 ... ..		282	12	57	3	2	2	7	...	365
<b>Sub Group J.2.—Hotels, Cafes, Personal Service, etc. :</b>										
820	Inadequately defined ... ..	50	16	20	3	...	2	9	...	100
821	Private domestic service (indoor and outdoor) ... ..	480	439	600	49	119	38	186	1	1,912
Hotels, boarding houses and restaurants—										
822	Inadequately defined ... ..	...	...	1	...	...	...	...	...	1
823	Licensed hotels ... ..	266	132	239	44	45	33	54	...	813
824	Boarding and lodging houses ... ..	263	92	197	19	15	17	18	...	621
825	Restaurants and tea rooms ... ..	127	77	93	6	2	1	4	...	310
826	Club houses and club rooms (not sporting clubs) ... ..	27	3	6	1	...	...	...	...	37
827	Laundries, job dyeing and dry cleaning ... ..	64	24	56	1	...	1	1	...	147
828	Hairdressing, manicure and beauty parlours ... ..	115	32	73	6	...	2	4	...	232
829	Undertaking, cremation and grave digging ... ..	1	1	...	...	...	...	...	...	2
839	Other ... ..	2	...	2	...	...	...	...	...	4
TOTAL SUB GROUP J.2 ... ..		1,395	816	1,287	129	181	94	276	1	4,179
TOTAL GROUP J ... ..		1,677	828	1,344	132	183	96	283	1	4,544
<b>GROUP L.—INDUSTRY INADEQUATELY DESCRIBED.</b>										
851	Accountant, auditor (not grade E or O) ... ..	...	...	1	...	...	...	...	...	1
852	Architect (not grade E or O) ... ..	1	...	...	...	...	...	...	...	1
853	Caretaker, cleaner, watchman (undefined) ... ..	17	1	5	...	1	...	1	...	25
855	Clerical, clerk (undefined) ... ..	6	1	3	1	2	...	2	...	15
857	Electrical, electrical trade (undefined) ... ..	7	1	3	...	...	...	...	...	11
859	Electrician (undefined) ... ..	...	1	...	...	...	...	...	...	1
863	Machinist (undefined) ... ..	...	...	1	...	...	...	...	...	1
866	Motor, motor industry, motor trade ... ..	14	1	4	...	...	...	...	...	19
869	Office, office work (undefined) ... ..	25	6	9	...	1	...	...	...	41
874	Radio (undefined) ... ..	...	...	2	...	...	...	...	...	2
875	Secretary (not grade E or O) industry not stated ... ..	...	1	...	...	...	...	...	...	1
876	Stenographer, typist (undefined) ... ..	11	2	1	...	...	...	...	1	15
877	Telephonist (undefined) ... ..	1	...	1	...	...	...	...	...	2
878	Timber and timber industry ... ..	3	2	4	...	...	...	...	...	9
880	Industry inadequately described (other) ... ..	107	20	49	3	1	...	5	...	185
TOTAL GROUP L ... ..		192	36	83	4	5	...	8	1	329
<b>GROUP M.—INDUSTRY NOT STATED.</b>										
890	Industry not stated (nil or not answered) ... ..	720	185	279	23	20	2	93	4	1,326
<b>GROUP N.—PERSONS NOT GAINFULLY OCCUPIED.</b>										
900	Persons not gainfully occupied ... ..	31,682	22,342	31,434	3,260	4,355	2,122	12,499	23	107,717
<b>GRAND TOTAL ... ..</b>		<b>40,016</b>	<b>25,316</b>	<b>37,906</b>	<b>3,694</b>	<b>4,794</b>	<b>2,338</b>	<b>13,731</b>	<b>39</b>	<b>127,834</b>



CENSUS OF THE COMMONWEALTH OF AUSTRALIA

30th JUNE, 1947

# REGIONAL TABLES

VOLUME 7

AUSTRALIAN CAPITAL TERRITORY  
AND  
NORTHERN TERRITORY



CENSUS OF THE COMMONWEALTH OF AUSTRALIA

30th JUNE, 1947

# REGIONAL TABLES

VOLUME 7

AUSTRALIAN CAPITAL TERRITORY  
AND  
NORTHERN TERRITORY

---

Issued by the Department of Post-War Reconstruction,  
Regional Planning Division,  
CANBERRA, A. C. T.

By arrangement with Roland Wilson, C.B.E., B.Com., D.Phil., Ph.D.  
COMMONWEALTH STATISTICIAN

CENSUS OF THE COMMONWEALTH OF  
AUSTRALIA, 1947

---

REGIONAL TABLES  
AUSTRALIAN CAPITAL TERRITORY  
AND  
NORTHERN TERRITORY

---

PREFACE

IN order to assist Commonwealth and State Officers, members of Regional Development Committees and others concerned with Regional Planning, the Commonwealth Statistician, Dr. Roland Wilson, agreed to provide portion of the results of the 1947 Census classified according to the regional areas defined in each State. By arrangement with the Commonwealth Statistician the Department of Post-War Reconstruction is distributing the Regional Tables. This volume includes all figures at present available for the Australian Capital Territory and the Northern Territory.

L. F. CRISP,  
Director-General of Post-War Reconstruction.

AUSTRALIAN CAPITAL TERRITORY AND NORTHERN TERRITORY

REGIONAL TABLES

CONTENTS

	Page.
<b>AUSTRALIAN CAPITAL TERRITORY—</b>	
TABLE 1.—A.C.T.—Grouped Ages ... ..	4
2.—A.C.T.—Conjugal Condition ... ..	4
3.—A.C.T.—Persons with dependent children under 16 years of age ... ..	5
4.—A.C.T.—Occupational Status ... ..	5
5.—A.C.T.—Summary Table—Classification According to Industry ... ..	6
6.—A.C.T.—Detailed Table—Classification According to Industry ... ..	8
 <b>NORTHERN TERRITORY—</b>	
TABLE 1.—N.T.—Population in Regions ... ..	14
2.—N.T.—Regions—Grouped Ages—	
(a) Males and Females ... ..	14
(b) Total Persons ... ..	15
3.—N.T. Regions—Conjugal Condition ... ..	15
4.—N.T. Regions—Persons with dependent children under 16 years of age ... ..	16
5.—N.T. Regions—Occupational Status ... ..	16
6.—N.T. Regions—Classification According to Industry ... ..	17



Australian Capital Territory—Males and Females classified according to Age Groups—Table 1.

AGE GROUP	Males	Females	Persons
0-4	834	838	1,672
5-9	705	729	1,434
10-14	596	565	1,161
15-19	916	680	1,596
20-24	990	783	1,773
25-29	884	720	1,604
30-34	768	724	1,492
35-39	682	577	1,259
40-44	570	503	1,073
45-49	586	493	1,079
50-54	539	416	955
55-59	441	283	724
60-64	254	184	438
65-69	125	114	239
70-74	62	69	131
75-79	40	44	84
80-84	22	23	45
85-89	3	9	12
90-94	3	1	4
Not stated	72	58	130
Total	9,092	7,813	16,905
Under 21 years	3,269	2,950	6,219
21 years and over	5,751	4,805	10,556
Not stated	72	58	130
Total	9,092	7,813	16,905

Australian Capital Territory—Males and Females classified according to Conjugal Condition—Table 2.

CONJUGAL CONDITION	Males	Females	Persons
Never married—			
Under 15 years of age	2,135	2,132	4,267
15 years of age and over	2,674	1,618	4,292
Total	4,809	3,750	8,559
Married (a)	3,974	3,631	7,605
Widowed	177	377	554
Divorced	77	42	119
Not stated	55	13	68
Grand Total	9,092	7,813	16,905

(a) Includes those permanently separated (legally or otherwise).

Australian Capital Territory—Males and Females with Dependent Children under 16 years of Age—  
Table 3.

DEPENDENT CHILDREN TO THE NUMBER OF—	Males	Females	Persons
1 ... ..	957	59	1,016
2 ... ..	791	23	814
3 ... ..	357	13	370
4 ... ..	131	3	134
5 ... ..	51	1	52
6 ... ..	21	...	21
7 ... ..	6	...	6
8 ... ..	4	...	4
9 ... ..	1	...	1
11 ... ..	1	...	1
<b>TOTAL WITH DEPENDENT CHILDREN</b> ... ..	<b>2,320</b>	<b>99</b>	<b>2,419</b>
<b>TOTAL NUMBER OF DEPENDENT CHILDREN</b> ... ..	<b>4,609</b>	<b>161</b>	<b>4,770</b>

Australian Capital Territory—Males and Females classified according to Occupational Status—  
Table 4.

OCCUPATIONAL STATUS	Males	Females	Persons
<b>In Work Force—</b>			
<b>At Work—</b>			
Employer ... ..	242	33	275
Self Employed ... ..	239	38	277
Employee (on wage or salary) ... ..	5,888	1,655	7,543
Helper (not on wage or salary) ... ..	11	5	16
<b>TOTAL</b> ... ..	<b>6,380</b>	<b>1,731</b>	<b>8,111</b>
Not at Work (a) ... ..	88	36	124
<b>Total in Work Force</b> ... ..	<b>6,468</b>	<b>1,767</b>	<b>8,235</b>
Not in Work Force ... ..	2,537	6,031	8,568
Not Stated ... ..	87	15	102
<b>GRAND TOTAL</b> ... ..	<b>9,092</b>	<b>7,813</b>	<b>16,905</b>

Australian Capital Territory—Males and Females classified according to Industry—Summary Table—Table 5.

Group	INDUSTRY	Males	Females	Persons
<b>A. PRIMARY PRODUCTION—</b>				
	Fishing ... ..	30	...	30
	Hunting and Trapping ... ..	6	...	6
	Agriculture, Grazing and Dairying— Agriculture and Mixed Farming ... ..	100	9	109
	Grazing ... ..	173	12	185
	Dairying ... ..	55	7	62
	Pig Farming ... ..	3	...	3
	Poultry Farming ... ..	8	1	9
	Beekeeping ... ..	2	...	2
	Other ... ..	2	...	2
	TOTAL—Agriculture, etc. ... ..	343	29	372
	Forestry ... ..	68	1	69
	TOTAL GROUP A ... ..	447	30	477
<b>B. MINING AND QUARRYING—</b>				
	Mining ... ..	2	...	2
	Quarrying ... ..	6	...	6
	TOTAL GROUP B ... ..	8	...	8
<b>C. MANUFACTURING—</b>				
	Manufacture relating to Cement, Bricks, Glass, Stone, Coke, Oils, etc. ... ..	59	...	59
	Founding, Engineering and Metalworking (including Shipbuilding) ... ..	32	1	33
	Manufacture, Assembly and Repair of Vehicles Parts and Accessories ... ..	9	...	9
	Manufacture of Textile and Fibrous Materials (not Dress) ... ..	2	2	4
	Manufacture of Clothing ... ..	5	18	23
	Boot and Shoe Making (other than Rubber) Accessories and Repairing ... ..	7	2	9
	Manufacture of Food and Drink ... ..	42	3	45
	Manufacture of Furniture, Fittings (not metal), Woodworking, Basketware, etc. ... ..	49	3	52
	Paper, Printing, Bookbinding and Photography ... ..	198	47	245
	Manufacture of Paints, Non-mineral Oils, Grease ... ..	1	...	1
	Manufacture of Chemicals, Dyes, etc. ... ..	2	...	2
	Jewellery, Watchmaking, Electroplating and Minting ... ..	1	1	2
	Preparation of Skins and Leather, Manufacture of Goods of Leather and Leather Substitutes (not clothing or footwear) ... ..	1	...	1
	Manufacture of Rubber Goods ... ..	1	...	1
	Manufacture of Musical, Surgical and Scientific Instruments and Apparatus ... ..	3	...	3
	Gas and Electricity ... ..	17	...	17
	TOTAL GROUP C ... ..	429	77	506
<b>D. BUILDING AND CONSTRUCTION—</b>				
	Inadequately defined ... ..	1	...	1
	Construction and Repair of Buildings ... ..	789	1	790
	Construction Works and Maintenance (other than Buildings) ... ..	703	...	703
	TOTAL GROUP D ... ..	1,493	1	1,494

Australian Capital Territory—Males and Females classified according to Industry—Summary Table—Table 5—*contd.*

Group	INDUSTRY	Males.	Females.	Persons.
<b>E. TRANSPORT AND STORAGE—</b>				
	Inadequately defined ... ..	56	1	57
	Road Transport and Storage ... ..	150	4	154
	Shipping ... ..	3	...	3
	Loading and discharging Vessels ... ..	1	...	1
	Rail Transport ... ..	23	1	24
	Air Transport ... ..	16	11	27
	<b>TOTAL GROUP E</b> ... ..	<b>249</b>	<b>17</b>	<b>266</b>
<b>F. COMMUNICATION ... ..</b>		<b>114</b>	<b>58</b>	<b>172</b>
<b>G. FINANCE AND PROPERTY—</b>				
	Banking ... ..	48	4	52
	Insurance ... ..	18	6	24
	Other—Offices, Agencies, etc. ... ..	8	1	9
	<b>TOTAL GROUP G</b> ... ..	<b>74</b>	<b>11</b>	<b>85</b>
<b>H. COMMERCE—</b>				
	Inadequately defined ... ..	4	1	5
	Wholesale Trade (other than Livestock and Primary Produce Dealing, etc.) ... ..	47	1	48
	Livestock and Primary Produce Dealing, etc. ... ..	6	3	9
	Retail Trade ... ..	200	139	339
	<b>TOTAL GROUP H</b> ... ..	<b>257</b>	<b>144</b>	<b>401</b>
<b>I. PUBLIC AUTHORITY (n.e.i.) AND PROFESSIONAL ACTIVITIES—</b>				
	Public Authority Activities, n.e.i. ... ..	1,893	721	2,614
	Defence—Enlisted Personnel ... ..	679	6	685
	Defence—Civilian Employees ... ..	48	11	59
	Law, Order and Public Safety ... ..	36	8	44
	Religion and Social Welfare ... ..	23	6	29
	Health, Hospitals, etc. ... ..	28	117	145
	Education ... ..	103	148	251
	Other Professional ... ..	19	10	29
	<b>TOTAL GROUP I</b> ... ..	<b>2,829</b>	<b>1,027</b>	<b>3,856</b>
<b>J. AMUSEMENT, HOTELS, CAFES, PERSONAL SERVICES ETC.—</b>				
	Amusement, Sport and Recreation ... ..	119	16	135
	Hotels, Cafes, Personal Services, etc. ... ..	280	322	602
	<b>TOTAL GROUP J</b> ... ..	<b>399</b>	<b>338</b>	<b>737</b>
<b>L. INDUSTRY INADEQUATELY DEFINED</b> ... ..		<b>149</b>	<b>37</b>	<b>186</b>
<b>M. INDUSTRY NOT STATED</b> ... ..		<b>107</b>	<b>42</b>	<b>149</b>
<b>N. PERSONS NOT IN WORK FORCE</b> ... ..		<b>2,537</b>	<b>6,031</b>	<b>8,568</b>
<b>GRAND TOTAL</b> ... ..		<b>9,092</b>	<b>7,813</b>	<b>16,905</b>

Australian Capital Territory—Males and Females classified according to Industry—Detailed Table—Table 6.

Code No.	INDUSTRY	Males	Females	Persons
<b>A. PRIMARY PRODUCTION.</b>				
<b>Sub Group 1.—Fishing :</b>				
000	Inadequately defined ... ..	30	...	30
<b>Sub Group 2.—Hunting and Trapping :</b>				
011	Rabbit trapping and poisoning ... ..	6	...	6
<b>Sub Group 3.—Agriculture, Grazing and Dairying :</b>				
020	Farming (so described) ... ..	11	...	11
021	Mixed Farming ... ..	62	9	71
022	Rural (so described) ... ..	2	...	2
Agriculture (other than mixed)—				
030	Wheat growing ... ..	2	...	2
032	Fruit growing ... ..	3	...	3
034	Vegetable growing (so described) ... ..	5	...	5
035	Market gardening (so described) ... ..	7	...	7
036	Flower growing and nursery gardening ... ..	6	...	6
037	Horticulture (so described) ... ..	2	...	2
040	Grazing ... ..	173	12	185
Dairy, pig and poultry farming and beekeeping (other than mixed)—				
050	Dairying ... ..	55	7	62
051	Pig farming ... ..	3	...	3
052	Poultry farming ... ..	8	1	9
053	Beekeeping ... ..	2	...	2
060	Other... ..	2	...	2
TOTAL SUB GROUP A.3		343	29	372
<b>Sub Group 4.—Forestry :</b>				
070	Inadequately defined ... ..	34	...	34
071	Afforestation and re-afforestation ... ..	23	1	24
072	Timber getting (including firewood) ... ..	11	...	11
TOTAL SUB GROUP A.4		68	1	69
TOTAL A.—Primary Production		447	30	477
<b>B. MINING AND QUARRYING.</b>				
<b>Sub Group 1.—Mining :</b>				
081	Gold mining ... ..	2	...	2
<b>Sub Group 2.—Quarrying</b> ... ..				
090	...	6	...	6
TOTAL B.—Mining and Quarrying		8	...	8
<b>C. MANUFACTURING.</b>				
<b>Sub Group 1.—Manufacture relating to Cement, Bricks, Glass, Stone, Coke, Oil, etc. :</b>				
Cement, plaster, etc.—				
111	Inadequately defined ... ..	1	...	1
114	Lime kilns and plaster works ... ..	4	...	4
Bricks, earthenware, etc.—				
117	Bricks, tiles and fireclay products ... ..	53	...	53
120	Glass ... ..	1	...	1
TOTAL SUB GROUP C.1		59	...	59
<b>Sub Group 2.—Founding, Engineering and Metalworking (including Shipbuilding) :</b>				
130	Inadequately defined ... ..	1	...	1
Founding—				
135	Iron and steel foundries ... ..	1	1	2
136	Brass, copper and other metal foundries ... ..	1	...	1
Iron and steel manufacture—				
150	Inadequately defined ... ..	1	...	1
156	Blacksmithing and drop forging ... ..	1	...	1
160	General engineering (including engineering undefined) ... ..	8	...	8
Machines and machinery manufacture and repair—				
171	Agricultural and earth-moving machinery (including tractors) ... ..	1	...	1
173	Refrigerators and freezing machines ... ..	2	...	2
179	Other ... ..	4	...	4
Wireless, electrical machinery and apparatus, etc.—				
200	Inadequately defined ... ..	1	...	1
203	Wireless apparatus (including valves) making (excluding cabinets) ... ..	2	...	2
209	Electrical machinery and apparatus, n.e.i. (not installation supply or dealing) and electrical engineering (so described) ... ..	9	...	9
TOTAL SUB GROUP C.2		32	1	33

Australian Capital Territory—Males and Females classified according to Industry—Detailed Table—Table 6—contd.

Code No.	INDUSTRY	Males	Females	Persons
222	<b>Sub Group 3.—Manufacture, Assembly and Repair of Vehicles, Parts and Accessories :</b> Railway locomotives and rolling stock and trams (including railway workshops) ...	5	...	5
	Motor vehicles, parts and accessories—			
224	Construction and assembly of motor vehicles and manufacture of parts and accessories	2	...	2
225	Motor body building, caravans and trailers ...	1	...	1
227	Bicycles, parts and accessories ...	1	...	1
	TOTAL SUB GROUP C.3	9	...	9
	<b>Sub Group 4.—Manufacture of Textile and Fibrous Materials (not Dress) :</b>			
230	Inadequately defined ...	...	1	1
	Wool, cotton, silk and rayon mills—			
232	Woolen and worsted mills (all processes) ...	...	1	1
233	Cotton mills (all processes) ...	2	...	2
	TOTAL SUB GROUP C.4	2	2	4
	<b>Sub Group 5.—Manufacture of Clothing :</b>			
251	Tailoring ready-made clothing, waterproofs and oilskin clothing ...	5	8	13
252	Dressmaking, millinery, embroidery and lace ...	...	9	9
256	Knitted goods and hosiery ...	...	1	1
	TOTAL SUB GROUP C.5	5	18	23
	<b>Sub Group 6.—Boot and Shoe Making (other than Rubber), Accessories and Repairing :</b>			
261	Boot and shoe making (other than rubber) ...	5	...	5
263	Boot and shoe repairing (including bootmaker so described)...	2	2	4
	TOTAL SUB GROUP C.6	7	2	9
	<b>Sub Group 7.—Manufacture of Food and Drink :</b>			
	Meat and fish—			
280	Inadequately defined ...	2	...	2
281	Abattoirs ...	4	...	4
	Milk, butter and cheese and substitutes—			
293	Dried, condensed and other milk products ...	1	...	1
	Grain milling, cereal foods, etc.—			
303	Bread, cakes and pastry ...	29	2	31
	Jam, fruit and vegetable canning, etc., pickles, etc.—			
321	Jam making, fruit and vegetable canning ...	1	...	1
	Drink manufacture, including ice—			
331	Ice (not ice cream) ...	1	1	2
332	Aerated waters and cordials ...	4	...	4
	TOTAL SUB GROUP C.7	42	3	45
	<b>Sub Group 9.—Manufacture of Furniture Fittings (not metal), Woodworking, Basketware, etc. :</b>			
351	Sawmilling (town and country) ...	23	...	23
	Furniture making, joinery, etc.—			
353	Cabinet and furniture making, n.e.i. ...	18	3	21
354	House and shop fittings, n.e.i. (including signwriting) ...	1	...	1
355	Joinery, sash and door making... ...	7	...	7
	TOTAL SUB GROUP C.9	49	3	52
	<b>Sub Group 10.—Paper Printing, Bookbinding and Photography—</b>			
370	Inadequately defined ...	1	...	1
	Printing and publishing—			
380	Inadequately defined ...	48	10	58
381	Printing and publication of newspapers and periodicals ...	38	4	42
382	Job and general printing ...	107	32	139
386	Photographic goods and photography ...	4	1	5
	TOTAL SUB GROUP C.10	198	47	245

Australian Capital Territory—Males and Females classified according to Industry—Detailed Table—Table 6—contd.

Code No.	INDUSTRY	Males	Females	Persons
392	<b>Sub Group 11.—Manufacture of Paints, Non-mineral Oils, Grease—</b> Vegetable oils, essences and extracts ... ..	1	...	1
400	<b>Sub Group 12.—Manufacture of Chemicals, Dyes, etc. :</b> Inadequately defined ... ..	1	...	1
401	Drugs and patent medicines ... ..	1	...	1
	<b>TOTAL SUB GROUP C.12</b> ... ..	<b>2</b>	<b>...</b>	<b>2</b>
421	<b>Sub Group 14.—Jewellery, Watchmaking, Electroplating and Minting :</b> Jewellery and watchmaking (including repairing) ... ..	1	1	2
432	<b>Sub Group 15.—Preparation of Skins and Leather Manufacture of Goods of Leather and Leather Substitutes (not Clothing or Footwear) :</b> Fellmongering ... ..	1	...	1
444	<b>Sub Group 16.—Manufacture of Rubber Goods :</b> Vulcanising and tyre retreading ... ..	1	...	1
450	<b>Sub Group 17.—Manufacture of Musical, Surgical and Scientific Instruments and Apparatus</b>	<b>3</b>	<b>...</b>	<b>3</b>
481	<b>Sub Group 20.—Gas and Electricity :</b> Electricity ... ..	17	...	17
	<b>TOTAL GROUP C</b> ... ..	<b>429</b>	<b>77</b>	<b>506</b>
<b>D. BUILDING AND CONSTRUCTION.</b>				
500	Inadequately defined ... ..	1	...	1
510	<b>Sub Group 1.—Construction and Repair to Buildings</b> ... ..	<b>789</b>	<b>1</b>	<b>790</b>
	<b>Sub Group 2.—Construction Works and Maintenance (other than Buildings) :</b>			
520	Inadequately defined ... ..	549	...	549
521	Roads and bridges ... ..	67	...	67
522	Rail and tramways and works ... ..	7	...	7
524	Hydro-electric power works and electric transmission lines ... ..	1	...	1
525	Telegraph and telephone lines ... ..	35	...	35
	<b>Water supply, sewerage, drainage and irrigation—</b>			
526	Inadequately defined ... ..	28	...	28
527	Water conservation, supply and maintenance ... ..	5	...	5
528	Sewerage ... ..	5	...	5
530	Dam making and well sinking ... ..	2	...	2
531	Land drainage, swamp reclamation ... ..	4	...	4
	<b>TOTAL SUB GROUP D.2</b> ... ..	<b>703</b>	<b>...</b>	<b>703</b>
	<b>TOTAL GROUP D</b> ... ..	<b>1,493</b>	<b>1</b>	<b>1,494</b>
<b>E. TRANSPORT AND STORAGE.</b>				
540	Inadequately defined ... ..	56	1	57
	<b>Sub Group 1.—Road Transport and Storage :</b>			
550	Inadequately defined ... ..	41	...	41
551	Motor engineering ... ..	26	1	27
552	Motor garages (so described) ... ..	19	3	22
553	Petrol selling, car parking and towing service ... ..	6	...	6
554	Taxi and hire-car service ... ..	11	...	11
555	Carrying and cartage service (including mail contracting) ... ..	29	...	29
556	Tramway service (including trolley buses) ... ..	1	...	1
557	Motor bus and car service ... ..	17	...	17
	<b>TOTAL SUB GROUP E.1</b> ... ..	<b>150</b>	<b>4</b>	<b>154</b>

Australian Capital Territory—Males and Females classified according to Industry—Detailed Table—Table 6—contd.

Code No.	INDUSTRY	Males	Females	Persons
<b>Sub Group 2.—Shipping :</b>				
561	Ferry and harbour service (including tugs, barges and lighters) ... ..	1	...	1
562	Coastwise and oversea shipping ... ..	1	...	1
563	Boat hiring ... ..	1	...	1
TOTAL SUB GROUP E.2		3	...	3
<b>Sub Group 3.—Loading and Discharging Vessels :</b>				
570	Loading and discharging vessels ... ..	1	...	1
<b>Sub Group 4.—Rail and Air Transport :</b>				
580	Rail service ... ..	23	1	24
581	Air transport ... ..	16	11	27
TOTAL SUB GROUP E.4		39	12	51
TOTAL GROUP E		249	17	266
<b>F. COMMUNICATION.</b>				
590	Inadequately defined ... ..	...	1	1
591	Post, telegraph and telephone service ... ..	114	57	171
TOTAL GROUP F		114	58	172
<b>G. FINANCE AND PROPERTY.</b>				
600	<b>Sub Group 1.—Banking</b> ... ..	48	4	52
<b>Sub Group 2.—Insurance :</b>				
611	Insurance (including life assurance) ... ..	18	6	24
<b>Sub Group 3.—Other Offices, Agencies, etc. :</b>				
621	House and estate agencies, valuing and auctioneering (excluding stock and stations) ...	6	...	6
629	Other... ..	2	1	3
TOTAL SUB GROUP G.3		8	1	9
TOTAL GROUP G		74	11	85
<b>H. COMMERCE.</b>				
640	Inadequately defined ... ..	4	1	5
<b>Sub Group 1.—Wholesale Trade (other than Livestock and Primary Produce Dealing, etc.) :</b>				
650	Inadequately defined ... ..	1	...	1
653	Meat, fish, dairy products ... ..	5	...	5
655	Timber and other building materials ... ..	9	...	9
656	Fuel ... ..	26	...	26
657	Motor vehicles and accessories ... ..	1	...	1
658	Other... ..	5	1	6
TOTAL SUB GROUP H.1		47	1	48
<b>Sub Group 2.—Livestock and Primary Produce Dealing :</b>				
660	Wool, skin and produce (other than dairy), dealing and stock and station agencies (so described) ... ..	6	3	9



Australian Capital Territory—Males and Females classified according to Industry—Detailed Table—Table 6—contd.

Code No.	INDUSTRY	Males	Females	Persons
<b>Sub Group 3.—Retail Trade :</b>				
670	Inadequately defined ... ..	11	19	30
Department, general, clothing, hardware, etc., stores—				
672	Department and general stores...	12	14	26
673	Drapery, clothing and footwear ... ..	22	35	57
674	Crockery and hardware ... ..	8	1	9
675	Electrical appliances and radios ... ..	6	1	7
679	Other ... ..	1	1	2
Food stores—				
681	Butchers meat ... ..	25	2	27
682	Milk, dairy products and small goods ... ..	18	3	21
683	Bread, cakes and pastry ... ..	2	6	8
684	Fresh fruit and vegetables ... ..	12	7	19
685	Groceries ... ..	48	14	62
689	Other ... ..	5	2	7
Other retail shops and dealings—				
692	Drugs and chemicals ... ..	9	6	15
693	Books, newspapers, papers and stationery ... ..	9	12	21
694	Furniture, furnishings and floor coverings ... ..	3	3	6
695	Jewellery and watches ... ..	3	4	7
696	Tobacco, cigarettes and smokers requisites ... ..	1	1	2
697	Sporting goods, games, toys, etc. ... ..	2	1	3
699	Other ... ..	3	7	10
TOTAL SUB GROUP H.3		200	139	339
TOTAL GROUP H		257	144	401
<b>I. PUBLIC AUTHORITY (N.E.I.) AND PROFESSIONAL ACTIVITIES.</b>				
<b>Sub Group 1.—Public Authority Activities, n.e.i. :</b>				
700	Commonwealth, State and semi-governmental activities, n.e.i. ... ..	1,876	693	2,569
701	Local government activities, n.e.i. ... ..	...	1	1
702	Consular agencies and legations ... ..	17	27	44
TOTAL SUB GROUP I.1		1,893	721	2,614
<b>Sub Group 2.—Defence—Enlisted Personnel :</b>				
711	Army... ..	335	2	337
712	Navy ... ..	176	3	179
713	Air Force ... ..	167	1	168
714	Other... ..	1	...	1
TOTAL SUB GROUP I.2		679	6	685
<b>Sub Group 3.—Defence—Civilian Employees :</b>				
720	Inadequately defined ... ..	4	2	6
721	Army... ..	26	9	35
723	Air Force ... ..	18	...	18
TOTAL SUB GROUP I.3		48	11	59
<b>Sub Group 4.—Law, Order and Public Safety :</b>				
731	Police ... ..	21	2	23
733	Legal profession in private practice ... ..	4	5	9
734	Fire brigades ... ..	10	1	11
739	Other... ..	1	...	1
TOTAL SUB GROUP I.4		36	8	44
<b>Sub Group 5.—Religion and Social Welfare :</b>				
741	Social service and welfare organisations (not governmental)... ..	4	3	7
742	Religion ... ..	19	3	22
TOTAL SUB GROUP I.5		23	6	29
<b>Sub Group 6.—Health, Hospitals, etc. :</b>				
750	Inadequately defined ... ..	1	15	16
Hospitals (excluding inmates)—				
751	Inadequately defined ... ..	3	6	9
752	Public hospitals (other than mental) ... ..	8	80	88
754	Private hospitals (other than mental) ... ..	...	5	5
755	Medicine (private practice) ... ..	9	2	11
756	Dentistry (private practice) ... ..	7	3	10
759	Private nursing and midwifery ... ..	...	1	1
760	Baby health centres ... ..	...	3	3
769	Other... ..	...	2	2
TOTAL SUB GROUP I.6		28	117	145

Australian Capital Territory—Males and Females classified according to Industry—Detailed Table—Table 6—cont.

Code No.	INDUSTRY	Males	Females	Persons
<b>Sub Group 7.—Education :</b>				
770	Inadequately defined ... ..	39	56	95
771	Kindergarten, primary and secondary schools ... ..	...	30	30
772	Technical colleges ... ..	13	1	14
774	Universities ... ..	11	6	17
775	Other schools and private teaching ... ..	16	19	35
776	Libraries and reading rooms ... ..	8	25	33
779	Other... ..	16	11	27
TOTAL SUB GROUP I.7		103	148	251
<b>Sub Group 8.—Other Professional :</b>				
781	Civil engineering and surveying ... ..	4	...	4
782	Architecture ... ..	2	1	3
783	Accountancy and auditing ... ..	9	5	14
785	Industrial and trade association ... ..	2	4	6
789	Other... ..	2	...	2
TOTAL SUB GROUP I.8		19	10	29
TOTAL GROUP I ... ..		2,829	1,027	3,856
<b>J. AMUSEMENT, HOTELS, CAFES, PERSONAL SERVICE, ETC.</b>				
<b>Sub Group 1.—Amusement, Sport and Recreation :</b>				
800	Inadequately defined ... ..	2	...	2
802	Motion picture production and picture theatres ... ..	10	5	15
803	Wireless broadcasting (including technical service) ... ..	20	5	25
Racing and other professional sport—				
808	Bookmaking ... ..	2	...	2
809	Other professional sport... ..	...	1	1
810	Parks, gardens and recreation grounds ... ..	82	...	82
811	Tourist bureaux and agencies (including government) ... ..	3	5	8
TOTAL SUB GROUP J.1...		119	16	135
<b>Sub Group 2.—Hotels, Cafes, Personal Service, etc. :</b>				
820	Inadequately defined ... ..	13	11	24
821	Private domestic service (indoor and outdoor) ... ..	21	71	92
Hotels, boarding houses and restaurants—				
822	Inadequately defined ... ..	...	1	1
823	Licensed hotels ... ..	96	105	201
824	Boarding and lodging houses ... ..	69	67	136
825	Restaurants and tea rooms ... ..	45	23	68
826	Club houses and club rooms (not sporting clubs) ... ..	6	2	8
827	Laundries, job dyeing and dry cleaning ... ..	13	25	38
828	Hairdressing, manicure and beauty parlours ... ..	14	17	31
829	Undertaking, cremation and grave digging ... ..	1	...	1
830	Sanitation, inspection and disposal of refuse ... ..	2	...	2
TOTAL SUB GROUP J.2...		280	322	602
TOTAL GROUP J ... ..		399	338	737
<b>L. INDUSTRY INADEQUATELY DEFINED.</b>				
853	Caretaker, cleaner, watchman (undefined) ... ..	15	3	18
854	Carpenter, carpenter and joiner, carpentering (undefined) ... ..	8	...	8
855	Clerical, clerk (undefined) ... ..	6	2	8
856	Contracting, contractor (undefined) ... ..	5	...	5
857	Electrical, electrical trade (undefined) ... ..	8	...	8
858	Electrical fitter, fitting (undefined) ... ..	2	...	2
859	Electrician (undefined) ... ..	1	...	1
860	Employee, employer, proprietor (undefined) ... ..	1	1	2
861	Labourer, labouring (undefined) ... ..	21	...	21
862	Lorry driver, truck driver (undefined) ... ..	5	...	5
864	Metal trade, trades (undefined) ... ..	1	...	1
865	Milk, milk industry... ..	1	...	1
866	Motor, motor industry, motor trade ... ..	7	1	8
867	Motor driver (undefined) ... ..	5	...	5
868	Motor mechanic (undefined) ... ..	1	...	1
869	Office, Office work (undefined) ... ..	1	5	6
871	Painter, painting (undefined) ... ..	9	...	9
872	Plumber, plumbing, gasfitting (undefined) ... ..	18	...	18
873	Process worker (undefined) ... ..	2	...	2
874	Radio (undefined) ... ..	1	...	1
875	Secretary (not grade E or O), industry not stated ... ..	...	1	1
876	Stenographer, typist (undefined) ... ..	...	14	14
877	Telephonist (undefined) ... ..	...	6	6
878	Timber, timber industry ... ..	10	...	10
880	Industry inadequately described (other) ... ..	21	4	25
TOTAL GROUP L		149	37	186
<b>M. INDUSTRY NOT STATED.</b>				
890	Industry not stated (nil or not answered) ... ..	107	42	149
<b>N. PERSONS NOT GAINFULLY OCCUPIED</b>				
900		2,537	6,031	8,568
GRAND TOTAL		9,092	7,813	16,905

Police Districts included in Northern Territory Regions are shown below :—

REGION	POLICE DISTRICTS
1. Darwin and Katherine ... ..	Darwin and Parap, Brock's Creek, Adelaide River, Pine Creek, Daley River, Maranboy, Mataranka, Roper River, Katherine.
2. Victoria River ... ..	Timber Creek, Wave Hill.
3. Barkly Tableland ... ..	Newcastle Waters, Boorooloola, Anthony Lagoon, Rankine River, Lake Nash.
4. Alice Springs ... ..	Tennant Creek, Hatches Creek, Harts Range, Alice Springs, Finke River.

Northern Territory—Population in Regions—Table 1—As at 30th June, 1947.

(Exclusive of full-blood aboriginals.)

REGION	Males	Females	Persons
Darwin-Katherine ... ..	4,488	2,032	6,520
Victoria River ... ..	221	55	276
Barkly Tableland ... ..	447	127	574
Alice Springs ... ..	2,093	1,267	3,360
Migratory Population ... ..	129	9	138
<b>TOTALS</b> ... ..	<b>7,378</b>	<b>3,490</b>	<b>10,868</b>

Northern Territory—Grouped Ages of Males and Females in Regional Areas—Table 2A.

Age Last Birthday	Darwin-Katherine	Victoria River	Barkly Tableland	Alice Springs	Migratory	TOTAL	Darwin-Katherine	Victoria River	Barkly Tableland	Alice Springs	Migratory	TOTAL
	Males						Females					
0-4	267	10	23	208	...	508	279	17	20	185	...	501
5-9	221	9	23	164	...	417	198	10	9	138	...	355
10-14	163	9	17	81	...	270	154	...	12	113	...	279
15-19	310	17	40	116	10	493	146	2	11	71	1	231
20-24	708	19	61	198	26	1,012	208	4	15	97	1	325
25-29	526	10	27	163	14	740	277	4	9	119	...	409
30-34	436	22	30	193	13	694	248	4	10	112	1	375
35-39	408	18	38	169	19	652	170	3	12	122	2	309
40-44	402	19	36	194	20	671	130	5	11	75	1	222
45-49	370	22	40	168	6	606	78	1	7	68	2	156
50-54	278	16	27	149	5	475	54	3	2	53	...	112
55-59	178	11	35	114	10	348	32	1	5	40	...	78
60-64	97	14	17	77	6	211	28	...	2	32	1	63
65-69	61	10	13	44	...	128	16	...	1	23	...	40
70-74	22	5	8	20	...	55	5	1	...	6	...	12
75-79	23	3	7	11	...	44	4	...	...	6	...	10
80-84	8	1	...	10	...	19	3	...	...	2	...	5
85-89	3	1	...	...	...	4	...	...	...	...	...	...
90-94	1	...	...	...	...	1	...	...	...	...	...	...
95-99	...	...	...	...	...	...	...	...	...	...	...	...
100 and over	...	...	...	...	...	...	...	...	...	...	...	...
Not stated	6	5	5	14	...	30	2	...	1	5	...	8
<b>TOTAL</b> ...	<b>4,488</b>	<b>221</b>	<b>447</b>	<b>2,093</b>	<b>129</b>	<b>7,378</b>	<b>2,032</b>	<b>55</b>	<b>127</b>	<b>1,267</b>	<b>9</b>	<b>3,490</b>
Under 21 years ...	1,151	49	115	609	17	1,941	807	29	57	524	1	1,418
21 years and over	3,331	167	327	1,470	112	5,407	1,223	26	69	738	8	2,064
Not Stated ...	6	5	5	14	...	30	2	...	1	5	...	8
<b>TOTAL</b> ...	<b>4,488</b>	<b>221</b>	<b>447</b>	<b>2,093</b>	<b>129</b>	<b>7,378</b>	<b>2,032</b>	<b>55</b>	<b>127</b>	<b>1,267</b>	<b>9</b>	<b>3,490</b>

Northern Territory—Grouped Ages in Regional Areas—Persons—Table 2 (b).

AGE LAST BIRTHDAY	Darwin- Katherine	Victoria River	Barkly Tableland	Alice Springs	Migratory	Total
00-04 ... ..	546	27	43	393	...	1,009
05-09 ... ..	419	19	32	302	...	772
10-14 ... ..	317	9	29	194	...	549
15-19 ... ..	456	19	51	187	11	724
20-24 ... ..	916	23	76	295	27	1,337
25-29 ... ..	803	14	36	282	14	1,149
30-34 ... ..	684	26	40	305	14	1,089
35-39 ... ..	578	21	50	291	21	981
40-44 ... ..	532	24	47	269	21	893
45-49 ... ..	448	23	47	236	8	762
50-54 ... ..	332	19	29	202	5	587
55-59 ... ..	210	12	40	154	10	426
60-64 ... ..	125	14	19	109	7	274
65-69 ... ..	77	10	14	67	...	168
70-74 ... ..	27	6	8	26	...	67
75-79 ... ..	27	3	7	17	...	54
80-84 ... ..	11	1	...	12	...	24
85-89 ... ..	3	1	...	...	...	4
90-94 ... ..	1	...	...	...	...	1
95-99 ... ..	...	...	...	...	...	...
100 and over ... ..	...	...	...	...	...	...
Not Stated ... ..	8	5	6	19	...	38
<b>TOTAL ... ..</b>	<b>6,520</b>	<b>276</b>	<b>574</b>	<b>3,360</b>	<b>138</b>	<b>10,868</b>
Under 21 years ... ..	1,958	78	172	1,133	18	3,359
21 years and over ... ..	4,554	193	396	2,208	120	7,471
Not Stated ... ..	8	5	6	19	...	38
<b>TOTAL ... ..</b>	<b>6,520</b>	<b>276</b>	<b>574</b>	<b>3,360</b>	<b>138</b>	<b>10,868</b>

Northern Territory—Conjugal Condition of Males and Females in each Regional Area—Table 3.

REGIONAL AREA	NEVER MARRIED			Married (a)	Widowed	Divorced	Not Stated	TOTAL
	Under 15 years of age	15 years of age and over	Total					
Males								
Darwin-Katherine ... ..	651	2,022	2,673	1,599	107	73	36	4,488
Victoria River ... ..	28	137	165	47	5	1	3	221
Barkly Tableland ... ..	63	234	297	126	16	7	1	447
Alice Springs ... ..	453	747	1,200	798	48	43	4	2,093
Migratory Population ... ..	...	63	63	59	3	3	1	129
<b>TOTAL ... ..</b>	<b>1,195</b>	<b>3,203</b>	<b>4,398</b>	<b>2,629</b>	<b>179</b>	<b>127</b>	<b>45</b>	<b>7,378</b>
Females								
Darwin-Katherine ... ..	631	387	1,018	907	80	23	4	2,032
Victoria River ... ..	27	4	31	22	2	...	...	55
Barkly Tableland ... ..	41	23	64	54	6	1	2	127
Alice Springs ... ..	436	202	638	538	75	16	...	1,267
Migratory Population ... ..	...	2	2	3	3	1	...	9
<b>TOTAL ... ..</b>	<b>1,135</b>	<b>618</b>	<b>1,753</b>	<b>1,524</b>	<b>166</b>	<b>41</b>	<b>6</b>	<b>3,490</b>

(a) Includes persons permanently separated (legally or otherwise).

Northern Territory—Males and Females with Dependent Children under 16 years of age recorded in each Regional Area—Table 4.

REGIONAL AREA	DEPENDENT CHILDREN TO THE NUMBER OF—											Total with Dependent Children	Total Number of Dependent Children
	1	2	3	4	5	6	7	8	9	11			
Males													
Darwin-Katherine ... ..	435	262	117	41	36	10	5	2	1	1	910	1,785	
Victoria River ... ..	10	6	4	4	1	1	...	...	...	...	26	61	
Barkly Tableland ... ..	30	17	12	9	5	1	...	...	...	...	74	167	
Alice Springs ... ..	193	140	76	32	19	12	7	...	...	...	479	1,045	
Migratory Population ... ..	1	10	4	1	...	1	1	...	...	...	18	50	
<b>TOTAL ... ..</b>	<b>669</b>	<b>435</b>	<b>213</b>	<b>87</b>	<b>61</b>	<b>25</b>	<b>13</b>	<b>2</b>	<b>1</b>	<b>1</b>	<b>1,507</b>	<b>3,108</b>	
Females													
Darwin-Katherine ... ..	38	15	4	6	3	5	...	...	...	...	71	149	
Victoria River ... ..	1	...	...	...	...	...	...	...	...	...	1	1	
Barkly Tableland ... ..	3	1	...	...	...	...	...	...	...	...	4	5	
Alice Springs ... ..	21	11	9	5	...	...	...	...	...	...	46	90	
Migratory Population ... ..	...	...	...	...	...	...	...	...	...	...	...	...	
<b>TOTAL ... ..</b>	<b>63</b>	<b>27</b>	<b>13</b>	<b>11</b>	<b>3</b>	<b>5</b>	<b>...</b>	<b>...</b>	<b>...</b>	<b>...</b>	<b>122</b>	<b>245</b>	

Northern Territory—Occupational Status of Males and Females in each Regional Area—Table 5.

REGIONAL AREA	IN WORK FORCE										Not in Work Force	Not Stated	GRAND TOTAL
	AT WORK					Not at Work (a)	Total in Work Force						
	Em- ployer	Self Em- ployed	Employee (on wage or salary)	Helper (not on wage or salary)	Total								
Males													
Darwin-Katherine ... ..	196	251	3,111	11	3,569	101	3,670	783	35	4,488			
Victoria River ... ..	11	15	153	9	188	7	195	26	...	221			
Barkly Tableland ... ..	49	7	303	2	361	11	372	72	3	447			
Alice Springs ... ..	187	248	1,024	2	1,461	40	1,501	527	65	2,093			
Migratory Population ... ..	2	4	122	...	128	...	128	...	1	129			
<b>TOTAL ... ..</b>	<b>445</b>	<b>525</b>	<b>4,713</b>	<b>24</b>	<b>5,707</b>	<b>159</b>	<b>5,866</b>	<b>1,408</b>	<b>104</b>	<b>7,378</b>			
Females													
Darwin-Katherine ... ..	25	24	368	6	423	16	439	1,586	7	2,032			
Victoria River ... ..	1	...	6	3	10	...	10	45	...	55			
Barkly Tableland ... ..	2	...	22	1	25	...	25	101	1	127			
Alice Springs ... ..	20	11	228	5	264	4	268	993	6	1,267			
Migratory Population ... ..	1	...	...	...	1	2	3	5	1	9			
<b>TOTAL ... ..</b>	<b>49</b>	<b>35</b>	<b>624</b>	<b>15</b>	<b>723</b>	<b>22</b>	<b>745</b>	<b>2,730</b>	<b>15</b>	<b>3,490</b>			

(a) Includes persons who were (1) unable to secure employment; (2) temporarily laid off from their jobs; and (3) not actively seeking work at the time of the Census on account of sickness or accident, industrial dispute, resting between jobs, or for any other reason.

Northern Territory—Males and Females in Regional Areas classified according to Industry—Table 6.

Code No.	INDUSTRY	MALES					FEMALES					TOTAL
		Darwin-Katherine	Victoria River	Barkly Table-land	Alice Springs	Migratory Population	Darwin-Katherine	Victoria River	Barkly Table-land	Alice Springs	Migratory Population	
<b>GROUP A.—PRIMARY PRODUCTION.</b>												
<b>Sub Group 1.—Fishing :</b>												
000	Inadequately defined ... ..	18	...	...	...	...	18	...	...	...	...	...
002	Pearling ... ..	...	...	...	...	6	6	...	...	...	...	...
004	Fish hatcheries ... ..	...	...	...	1	...	1	...	...	...	...	...
	<b>TOTAL SUB GROUP A.1</b> ...	18	...	...	1	6	25	...	...	...	...	...
<b>Sub Group 2.—Hunting and Trapping :</b>												
010	Inadequately defined ... ..	...	...	...	2	...	2	...	...	...	...	...
011	Rabbit trapping and poisoning ... ..	...	...	...	2	...	2	...	...	...	...	...
019	Other... ..	28	...	...	12	...	40	...	...	...	...	...
	<b>TOTAL SUB GROUP A.2</b> ...	28	...	...	16	...	44	...	...	...	...	...
<b>Sub Group 3.—Agriculture, Grazing and Dairying :</b>												
020	Farming (so described) ... ..	3	...	...	...	...	3	...	...	...	...	...
021	Mixed farming ... ..	18	...	...	4	...	22	...	...	...	...	...
023	Primary producer, industry (so described)	1	...	...	4	...	5	...	...	...	...	...
Agriculture (other than mixed)—												
030	Wheat growing ... ..	1	...	...	...	...	1	...	...	...	...	...
032	Fruit growing ... ..	4	...	...	2	...	6	...	...	...	...	...
034	Vegetable growing (so described) ... ..	1	...	...	...	...	1	...	...	...	...	...
035	Market gardening (so described) ... ..	6	...	...	5	...	11	...	...	...	...	...
037	Horticulture (so described) ... ..	2	...	...	...	...	2	...	...	...	...	...
039	Other ... ..	13	...	...	...	...	13	...	...	...	...	...
040	Grazing ... ..	137	178	276	284	...	875	7	8	12	15	42
Dairy, pigs, poultry farming and bee-keeping (other than mixed)—												
050	Dairying ... ..	1	...	...	1	...	2	...	...	...	...	...
051	Pig farming ... ..	2	...	...	3	...	5	...	...	...	...	...
052	Poultry farming ... ..	9	...	...	3	...	12	...	...	...	...	...
060	Other... ..	1	...	2	6	...	9	...	...	...	...	...
	<b>TOTAL SUB GROUP A.3</b> ...	199	178	278	312	...	967	7	8	12	15	42
<b>Sub Group 4.—Forestry :</b>												
072	Timber getting (including firewood) ... ..	3	...	1	2	...	6	...	...	...	...	...
	<b>TOTAL A.—PRIMARY PRODUCTION</b>	248	178	279	331	6	1,042	7	8	12	15	42
<b>GROUP B.—MINING AND QUARRYING.</b>												
<b>Sub Group 1.—Mining :</b>												
080	Inadequately defined ... ..	21	...	2	8	...	31	...	...	...	...	...
081	Gold mining ... ..	29	...	...	119	...	148	...	...	2	...	2
084	Tin mining ... ..	25	...	...	...	...	25	...	...	...	...	...
085	Iron mining ... ..	...	...	...	1	...	1	...	...	...	...	...
086	Copper mining ... ..	...	...	2	1	...	3	...	...	...	...	...
089	Other mining ... ..	6	1	...	170	...	177	...	...	...	...	...
	<b>TOTAL SUB GROUP B.1</b> ...	81	1	4	299	...	385	...	...	2	...	2
090	<b>Sub Group 2.—Quarrying :</b> ... ..	...	...	...	1	...	1	...	...	...	...	...
	<b>TOTAL B.—MINING AND QUARRYING</b>	81	1	4	300	...	386	...	...	2	...	2
<b>GROUP C.—MANUFACTURING.</b>												
100	Inadequately defined ... ..	...	...	...	1	...	1	...	...	1	...	1
<b>Sub Group 1.—Manufacture relating to Cement, Bricks, Glass, Stone, Coke, Oils, etc. :</b>												
Cement, plaster, etc.—												
114	Lime kilns and plaster works ... ..	...	...	...	1	...	1	...	...	...	...	...
Oil—												
123	Inadequately defined ... ..	2	...	...	...	...	2	...	...	1	...	1
	<b>TOTAL SUB GROUP C.1</b> ...	2	...	...	1	...	3	...	...	1	...	1

Northern Territory—Males and Females in Regional Areas classified according to Industry—Table 6—continued.

Code No.	INDUSTRY	MALES					FEMALES					TOTAL
		Darwin-Katherine	Victoria River	Barkly Table-land	Alice Springs	Migratory Population	Darwin-Katherine	Victoria River	Barkly Table-land	Alice Springs	Migratory Population	
	<b>Sub Group 2.—Founding, Engineering and Metalworking (including shipbuilding):</b>											
130	Inadequately defined ... ..	1	...	...	...	...	1	...	...	...	...	...
133	Extracting and refining of metals— Extracting and refining of non-ferrous metals and alloys ... ..	2	...	...	18	...	20	...	...	...	...	...
157	Iron and steel manufacture— Iron and steel fabrication and welding	2	...	...	...	...	2	...	...	...	...	...
160	General engineering (including engineering undefined) ... ..	11	...	...	4	...	15	...	...	...	...	...
171	Machines and machinery manufacture and repair— Agricultural and earth moving mach- inery (including tractors) ... ..	1	...	...	...	...	1	...	...	...	...	...
173	Refrigerators and freezing machines ...	5	...	...	1	...	6	...	...	...	...	...
179	Other ... ..	...	...	...	2	...	2	...	...	...	...	...
203	Wireless, electrical machinery and ap- paratus, etc.— Wireless apparatus (including valves) making (excluding cabinets) ... ..	3	...	...	...	...	3	...	...	...	...	...
209	Electrical machinery and apparatus, n.e.i. (not installation, supply or dealing) and electrical engineering (so described) ... ..	1	...	...	...	...	1	...	...	...	...	...
210	Ship and boat building and repairing and marine engineering ... ..	8	...	...	...	4	12	...	...	...	...	...
	TOTAL SUB GROUP C.2 ... ..	34	...	...	25	4	63	...	...	...	...	...
	<b>Sub Group 3.—Manufacture, Assembly and repair of Vehicles, Parts and Accessories:</b>											
221	Aircraft and Aircraft parts ... ..	6	...	4	5	...	15	...	...	...	...	...
222	Railway locomotives and rolling stock and tramcars (including workshops) ...	23	...	...	5	...	28	...	...	...	...	...
225	Motor vehicles, parts and accessories— Motor body building, caravans and trailers ... ..	1	...	...	...	...	1	...	...	...	...	...
	TOTAL SUB GROUP C.3 ... ..	30	...	4	10	...	44	...	...	...	...	...
	<b>Sub Group 5.—Manufacture of Clothing:</b>											
250	Inadequately defined ... ..	1	...	...	...	...	1	1	...	...	1	...
251	Tailoring, ready made clothing, Water- proofs and oilskin clothing ... ..	1	...	...	2	...	3	...	...	...	...	...
252	Dressmaking, millinery, embroidery and lace ... ..	...	...	...	...	...	...	8	...	...	1	...
	TOTAL SUB GROUP C.5 ... ..	2	...	...	2	...	4	9	...	...	2	...
	<b>Sub Group 6.—Boot and Shoemaking (other than rubber) Accessories and Repairing:</b>											
261	Boot and shoemaking (other than rubber)	1	...	...	...	...	1	...	...	...	...	...
263	Boot and shoe repairing (including boot- maker) so described ... ..	3	...	...	1	...	4	...	...	...	...	...
	TOTAL SUB GROUP C.6 ... ..	4	...	...	1	...	5	...	...	...	...	...
	<b>Sub Group 7.—Manufacture of Food and Drink:</b>											
	Meat and fish—											
280	Inadequately defined ... ..	7	...	...	...	...	7	...	...	...	...	...
281	Abattoirs ... ..	3	...	...	...	...	3	...	...	...	...	...
282	Meat freezing, preserving and canning...	1	...	...	...	1	2	...	...	...	...	...
284	Small goods ... ..	1	...	...	...	...	1	...	...	...	...	...
303	Grain milling, cereal food, etc.— Bread, cakes and pastry ... ..	18	...	...	4	...	22	5	...	...	...	5
	Drink manufacture (including ice)—											
330	Inadequately defined ... ..	1	...	...	...	...	1	...	...	...	...	...
331	Ice (not ice cream) ... ..	2	...	...	1	...	3	...	...	...	...	...
332	Aerated waters and cordials ... ..	12	...	...	5	...	17	1	...	...	1	...
	TOTAL SUB GROUP C.7 ... ..	45	...	...	10	1	56	6	...	...	1	...

Northern Territory—Males and Females in Regional Areas classified according to Industry—Table 6—continued.

Code No.	INDUSTRY.	MALES					FEMALES						
		Darwin-Katherine	Victoria River	Barkly Tableland	Alice Springs	Migratory Population	TOTAL	Darwin-Katherine	Victoria River	Barkly Tableland	Alice Springs	Migratory Population	TOTAL
	<b>Sub Group 9.—Manufacture of Furniture fittings (not metal), Woodworking, Basketware, etc.:</b>												
351	Sawmilling (town and country) ...	1	...	...	...	...	1	...	...	...	...	...	
353	Furniture making, joinery, etc.— Cabinet and furniture making, n.e.i. ...	3	...	...	3	...	6	...	...	...	...	...	
355	Joinery, sash and door making ...	1	...	...	1	...	2	...	...	...	...	...	
	<b>TOTAL SUB GROUP C.9</b> ...	5	...	...	4	...	9	...	...	...	...	...	
	<b>Sub Group 10.—Paper, Printing, Bookbinding and Photography:</b>												
374	Paper article making— Cardboard box and carton, paper container making ...	...	...	...	1	...	1	...	...	...	...	...	
380	Printing and publishing— Inadequately defined ...	3	...	...	3	...	6	1	...	...	...	1	
381	Printing and publication of newspapers and periodicals ...	5	...	...	1	...	6	4	...	...	...	4	
386	Photographic goods and photography ...	1	...	...	...	1	2	...	...	...	...	...	
	<b>TOTAL SUB GROUP C.10</b> ...	9	...	...	5	1	15	5	...	...	...	5	
	<b>Sub Group 12.—Manufacture of Chemicals, Dyes, etc.:</b>												
400	Inadequately defined ...	...	...	...	...	1	1	...	...	...	...	...	
	<b>Sub Group 14.—Jewellery, Watchmaking, Electroplating and Minting:</b>												
421	Jewellery and Watchmaking (including repairing) ...	...	...	...	1	...	1	...	...	...	...	...	
	<b>Sub Group 15.—Preparation of Skins and Leather, Manufacture of Goods of Leather or Leather Substitutes (not clothing or footwear):</b>												
434	Saddlery, harness and whips ...	1	...	...	...	...	1	...	...	...	...	...	
435	Bags, trunks, and other goods of leather and leather substitutes (not clothing or footwear) ...	...	...	...	...	...	...	...	...	...	1	1	
	<b>TOTAL SUB GROUP C.15</b> ...	1	...	...	...	...	1	...	...	...	1	1	
450	<b>Sub Group 17.—Manufacture of Musical Surgical and Scientific Instruments and Apparatus</b> ...	2	...	...	1	1	4	...	...	...	...	...	
	<b>Sub Group 20.—Gas and Electricity:</b>												
481	Electricity ...	38	...	...	8	...	46	...	...	...	...	...	
	<b>TOTAL GROUP C.20</b> ...	172	...	4	69	8	253	20	...	...	5	1	26
	<b>GROUP D.—BUILDING AND CONSTRUCTION.</b>												
510	<b>Sub Group 1.—Construction and Repair of Buildings</b> ...	251	7	5	87	...	350	...	...	...	1	...	1



Northern Territory—Males and Females in Regional Areas classified according to Industry—Table 6—continued.

Code No.	INDUSTRY	MALES					FEMALES					TOTAL
		Darwin-Katherine	Victoria River	Barkly Table-land	Alice Springs	Migra-tory Popu-lation	Darwin-Katherine	Victoria River	Barkly Table-land	Alice Springs	Migra-tory Popu-lation	
	<b>Sub Group 2.—Construction Works and Maintenance (other than buildings) :</b>											
520	Inadequately defined ... ..	420	...	14	106	1	541	...	...	...	...	...
521	Roads and Bridges ... ..	74	1	11	2	...	88	...	...	...	...	...
522	Rail and tram ways and works ... ..	48	...	...	44	...	92	...	...	...	...	...
525	Telegraph and telephone lines ... ..	8	...	2	11	...	21	...	...	...	...	...
	Water supply, sewerage, drainage and irrigation—											
527	Water conservation supply and main-tenance ... ..	2	...	...	4	...	6	...	...	...	...	...
528	Sewerage ... ..	1	...	...	...	...	1	...	...	...	...	...
530	Dam making and well sinking ... ..	1	1	9	25	...	36	...	...	...	...	...
532	Aerodrome construction and maintenance	1	...	...	2	...	3	...	...	...	...	...
	<b>TOTAL SUB GROUP D.2</b> ... ..	555	2	36	194	1	788	...	...	...	...	...
	<b>TOTAL GROUP D</b> ... ..	806	9	41	281	1	1,138	...	...	...	1	...
	<b>GROUP E.—TRANSPORT AND STORAGE.</b>											
540	Inadequately defined ... ..	7	...	...	9	...	16	...	...	...	1	...
	<b>Sub Group 1.—Road Transport and Storage :</b>											
550	Inadequately defined ... ..	8	...	1	5	...	14	...	...	...	...	...
551	Motor engineering ... ..	21	1	...	11	...	33	...	...	...	...	...
552	Motor garages (so described) ... ..	23	...	...	14	...	37	2	...	...	...	2
553	Petrol selling, car parking and towing service ... ..	5	...	1	2	...	8	...	...	...	...	...
554	Taxi and hire car service ... ..	45	...	...	3	...	48	...	...	...	...	...
555	Carrying and cartage service (including mail contracting) ... ..	56	1	6	32	...	95	2	...	...	...	2
557	Motor bus and car service ... ..	7	...	...	11	...	18	2	...	...	3	5
559	Storage ... ..	11	...	...	...	...	11	...	...	...	...	...
	<b>TOTAL SUB GROUP E.1</b> ... ..	176	2	8	78	...	264	6	...	...	3	9
	<b>Sub Group 2.—Shipping :</b>											
560	Inadequately defined ... ..	25	...	...	1	...	26	...	...	...	...	...
562	Coastwise and oversea shipping ... ..	22	...	...	1	86	109	...	...	...	...	...
564	Lighthouses and beacons ... ..	4	...	...	...	...	4	...	...	...	...	...
569	Other... ..	1	...	...	...	...	1	...	...	...	...	...
	<b>TOTAL SUB GROUP E.2</b> ... ..	52	...	...	2	86	140	...	...	...	...	...
570	<b>Sub Group 3.—Loading and Discharging Vessels</b> ... ..	87	...	...	...	...	87	...	...	...	...	...
	<b>Sub Group 4.—Rail and Air Transport :</b>											
580	Rail service ... ..	36	...	...	53	...	89	1	...	...	...	1
581	Air transport ... ..	116	...	8	13	8	145	12	...	...	1	13
	<b>TOTAL SUB GROUP E.4</b> ... ..	152	...	8	66	8	234	13	...	...	1	14
	<b>TOTAL GROUP E</b> ... ..	474	2	16	155	94	741	19	...	...	5	24
	<b>GROUP F.—COMMUNICATION.</b>											
591	Post, telegraph and telephone service ... ..	61	...	3	24	...	88	8	...	1	7	16
592	Wireless communication (not broad-casting) and cable service ... ..	5	...	...	...	...	5	...	...	...	...	...
	<b>TOTAL GROUP F</b> ... ..	66	...	3	24	...	93	8	...	1	7	16
	<b>GROUP G.—FINANCE AND PROPERTY.</b>											
600	<b>Sub Group 1.—Banking</b> ... ..	26	...	...	11	...	37	...	...	...	...	...
	<b>Sub Group 2.—Insurance :</b>											
611	Insurance (including life assurance) ... ..	3	...	...	1	...	4	...	...	...	1	1

Northern Territory—Males and Females in Regional Areas classified according to Industry—Table 6—continued.

Code No.	INDUSTRY	MALES					FEMALES					
		Darwin-Katherine	Victoria River	Barkly Table-land	Alice Springs	Migra-tory Popu-lation	TOTAL	Darwin-Katherine	Victoria River	Barkly Table-land	Alice Springs	Migra-tory Popu-lation
	<b>Sub Group 3.—Other offices, agencies, etc.:</b>											
620	Inadequately defined ... ..	2	...	...	...	2	...	...	...	...	...	...
621	House and estate agencies, valuing, auctioneering (excluding stock and stations) ... ..	3	...	...	...	3	1	...	...	...	...	1
624	Cash order and hire purchase ... ..	...	...	...	3	3	...	...	...	...	...	...
629	Other... ..	3	...	...	4	7	1	...	...	2	...	3
	<b>TOTAL SUB GROUP G.3</b> ... ..	8	...	...	7	15	2	...	...	2	...	4
	<b>TOTAL GROUP G</b> ... ..	37	...	...	19	56	2	...	...	3	...	5
	<b>GROUP H.—COMMERCE.</b>											
640	Inadequately defined ... ..	3	...	...	2	5	...	...	...	...	...	...
	<b>Sub Group 1.—Wholesale Trade (other than livestock and Primary Produce, Dealing, etc.):</b>											
650	Inadequately defined ... ..	18	...	...	2	20	3	...	...	...	...	3
651	Softgoods, etc., warehouses ... ..	...	...	...	1	1	...	...	...	...	...	...
652	Groceries ... ..	5	...	...	1	6	1	...	...	1	...	2
355	Timber and other building materials ... ..	1	...	...	...	1	1	...	...	...	...	1
656	Fuel ... ..	47	...	...	7	54	...	...	...	...	...	...
657	Motor vehicles and accessories ... ..	1	...	...	7	8	...	...	...	...	...	...
658	Other... ..	7	...	...	2	9	...	...	...	...	...	...
	<b>TOTAL SUB GROUP H.1</b> ... ..	79	...	...	20	99	5	...	...	1	...	6
	<b>Sub Group 2.—Livestock and Primary Produce Dealing:</b>											
660	Wool, skin and produce (other than Dairy) dealing and stock and station agencies (so described) ... ..	2	...	...	4	6	...	...	...	...	...	...
	<b>Sub Group 3.—Retail Trade—</b>											
670	Inadequately defined ... ..	16	...	1	7	24	8	...	...	4	...	12
	<b>Department, general, clothing, hardware, etc., stores—</b>											
672	Departmental and general stores ... ..	17	3	...	12	32	8	...	1	10	...	19
673	Drapery, clothing and footwear ... ..	1	...	...	5	7	5	...	...	5	...	10
674	Crockery and hardware ... ..	8	...	...	2	10	4	...	...	...	...	4
375	Electrical appliances and radio ... ..	2	...	...	2	4	...	...	...	...	...	...
679	Other ... ..	...	...	...	...	...	1	...	...	...	...	1
	<b>Food stores—</b>											
681	Butchers' meat ... ..	15	...	...	10	25	...	...	...	1	...	1
682	Milk, dairy products and small goods... ..	2	...	...	...	2	1	...	...	...	...	1
684	Fresh fruit and vegetables ... ..	1	...	...	...	1	1	...	...	1	...	2
685	Groceries ... ..	28	...	1	17	46	13	...	...	9	...	22
	<b>Other retail shops and dealings—</b>											
692	Drugs and chemicals ... ..	...	...	...	2	2	...	...	...	...	...	...
693	Books, newspapers, paper and stationery ... ..	1	...	...	1	2	2	...	...	2	...	4
695	Jewellery and watches ... ..	1	...	...	1	2	...	...	...	...	...	...
696	Tobacco, cigarettes and smokers' requisites ... ..	...	...	...	...	...	...	...	...	1	...	1
699	Other ... ..	...	...	...	1	1	...	...	...	...	...	...
	<b>TOTAL SUB GROUP H.3</b> ... ..	92	3	2	60	158	43	...	1	33	...	77
	<b>TOTAL GROUP H</b> ... ..	176	3	2	86	268	48	...	1	34	...	83
	<b>GROUP I.—PUBLIC AUTHORITY, n.e.i., AND PROFESSIONAL ACTIVITIES.</b>											
	<b>Sub Group 1.—Public Authority Activities, n.e.i.:</b>											
700	Commonwealth, state and semi-government activities, n.e.i. ... ..	432	...	8	147	591	70	...	1	33	...	104

Northern Territory—Males and Females in Regional Areas classified according to Industry—Table 6—continued.

Code No.	INDUSTRY	MALES					FEMALES					TOTAL
		Darwin-Katherine	Victoria River	Barkly Table-land	Alice Springs	Migratory Population	Darwin-Katherine	Victoria River	Barkly Table-land	Alice Springs	Migratory Population	
	<b>Sub Group 2.—Defence : Enlisted personnel :</b>											
711	Army... ..	240	...	...	2	...	242	...	...	...	...	...
712	Navy ... ..	203	...	...	...	11	214	...	...	...	...	...
713	Air Force ... ..	372	...	...	...	...	372	...	...	...	...	...
714	Other... ..	3	...	...	...	...	3	...	...	...	...	...
	TOTAL SUB GROUP I.2	818	...	...	2	11	831	...	...	...	...	...
	<b>Sub Group 3.—Defence : Civilian employees :</b>											
720	Army... ..	12	...	...	...	...	12	8	...	...	...	8
722	Navy ... ..	1	...	...	...	...	1	...	...	...	...	...
723	Air Force ... ..	1	...	...	...	...	1	...	...	...	...	...
	TOTAL SUB GROUP I.3	14	...	...	...	...	14	8	...	...	...	...
	<b>Sub Group 4.—Law, Order and Public Safety :</b>											
731	Police ... ..	21	2	6	11	...	40	1	...	...	...	1
732	Prisons and reformatory institutions (not industrial schools), excluding inmates	5	...	...	7	...	12	...	...	...	...	...
733	Legal profession (private practice) ...	4	...	...	2	...	6	4	...	...	2	...
734	Fire brigades ... ..	4	...	...	...	...	4	...	...	...	...	...
	TOTAL SUB GROUP I.4	34	2	6	20	...	62	5	...	...	2	...
	<b>Sub Group 5.—Religion and Social Welfare :</b>											
741	Social service and welfare organisations (not governmental) ... ..	...	...	...	...	...	...	1	...	...	3	...
742	Religion ... ..	15	...	...	13	...	28	...	...	...	1	...
743	Missions for aboriginals (staff only) ...	35	...	2	9	...	46	34	...	2	11	47
744	Benevolent institutions (other than hospitals), excluding inmates ... ..	...	...	...	...	...	...	...	...	...	2	...
	TOTAL SUB GROUP I.5	50	...	2	22	...	74	35	...	2	17	...
	<b>Sub Group 6.—Health, Hospitals, etc. :</b>											
750	Inadequately defined ... ..	...	...	...	...	1	1	3	...	...	9	12
	Hospitals (excluding inmates)—											
751	Inadequately defined ... ..	3	...	...	...	...	3	3	...	...	...	3
752	Public hospitals (other than mental) ...	17	...	...	4	...	21	77	...	...	12	89
753	Mental hospitals ... ..	...	...	...	1	...	1	...	...	...	...	...
755	Medicine (private practice) ... ..	1	...	...	1	...	2	1	...	...	1	...
756	Dentistry (private practice) ... ..	2	...	...	...	...	2	...	...	...	...	...
757	Veterinary surgery (private practice) ...	1	...	...	...	...	1	...	...	...	...	...
769	Other... ..	...	...	...	...	...	...	...	...	...	2	...
	TOTAL SUB GROUP I.6	24	...	...	6	1	31	84	...	...	24	108
	<b>Sub Group 7.—Education :</b>											
770	Inadequately defined ... ..	4	...	...	5	...	9	4	...	...	5	...
771	Kindergarten, primary, secondary schools	...	...	...	...	...	...	8	1	...	10	19
774	Universities ... ..	...	...	...	...	...	...	1	...	...	...	...
775	Other schools and private teaching ...	...	...	...	...	...	...	2	...	...	3	5
779	Other... ..	1	...	...	...	...	1	...	...	...	...	...
	TOTAL SUB GROUP I.7	5	...	...	5	...	10	15	1	...	18	34
	<b>Sub Group 8.—Other Professional :</b>											
781	Civil engineering and surveying ... ..	2	...	...	...	...	2	...	...	...	...	...
782	Architecture ... ..	...	...	...	1	...	1	...	...	...	...	...
783	Accountancy and auditing ... ..	5	...	...	2	...	7	2	...	...	...	2
784	Musical composition, literature, painting and sculpture ... ..	1	...	...	1	1	3	...	...	...	...	...
785	Industrial and trade associations... ..	2	...	...	1	...	3	1	...	...	...	1
789	Other... ..	2	...	...	...	...	2	1	...	...	...	1
	TOTAL SUB GROUP I.8	12	...	...	5	1	18	4	...	...	...	4
	TOTAL GROUP I ... ..	1,389	2	16	207	17	1,631	221	1	3	94	31

Northern Territory—Males and Females in Regional Areas classified according to Industry—Table 6—continued.

Code No.	INDUSTRY	MALES						FEMALES					
		Darwin-Katherine	Victoria River	Barkly Table-land	Alice Springs	Migratory Population	TOTAL	Darwin-Katherine	Victoria River	Barkly Table-land	Alice Springs	Migratory Population	TOTAL
<b>GROUP J.—AMUSEMENT, HOTELS, CAFES, PERSONAL SERVICE, etc.</b>													
<b>Sub Group 1.—Amusement, Sport and Recreation :</b>													
800	Inadequately defined ... ..	1	...	...	...	...	1	...	...	...	...	...	
802	Motion picture production and picture theatres ... ..	7	...	...	5	...	12	...	...	...	...	...	
803	Wireless broadcasting (including technical service) ... ..	5	...	...	...	...	5	1	...	...	...	1	
806	Horseracing (racecourses and training stables) ... ..	...	...	...	6	1	7	...	...	...	...	...	
810	Parks, gardens and recreation grounds ... ..	6	...	...	...	...	6	...	...	...	...	...	
819	Other... ..	1	...	...	1	...	2	...	...	...	...	...	
	<b>TOTAL SUB GROUP J.1...</b>	<b>20</b>	<b>...</b>	<b>...</b>	<b>12</b>	<b>1</b>	<b>33</b>	<b>1</b>	<b>...</b>	<b>...</b>	<b>...</b>	<b>1</b>	
<b>Sub Group 2.—Hotels, Cafes, Personal Service, etc. :</b>													
820	Inadequately defined ... ..	1	...	...	...	...	1	3	...	...	1	4	
821	Private domestic service (indoor and outdoor) ... ..	6	...	1	2	...	9	32	...	7	34	73	
Hotels, boarding houses and restaurants—													
822	Inadequately defined ... ..	...	...	...	...	...	...	...	...	...	1	1	
823	Licensed hotels ... ..	46	...	6	28	...	80	24	...	1	33	58	
824	Boarding and lodging houses ... ..	3	...	...	4	...	7	14	...	...	15	29	
825	Restaurants and tea rooms ... ..	28	...	...	4	...	32	16	...	...	14	30	
826	Club houses and club rooms (not sporting clubs) ... ..	8	...	...	...	...	8	1	...	...	...	1	
827	Laundries, job dyeing and dry cleaning... ..	4	...	...	3	...	7	7	...	...	6	13	
828	Hairdressing, maniche and beauty parlours ... ..	6	...	...	4	...	10	5	...	...	1	6	
829	Undertaking, cremation and grave digging	1	...	...	...	...	1	...	...	...	...	...	
830	Sanitation, inspection and disposal of of refuse ... ..	1	...	...	...	...	1	...	...	...	...	...	
	<b>TOTAL SUB GROUP J.2...</b>	<b>104</b>	<b>...</b>	<b>7</b>	<b>45</b>	<b>...</b>	<b>156</b>	<b>102</b>	<b>...</b>	<b>8</b>	<b>105</b>	<b>215</b>	
	<b>TOTAL GROUP J ... ..</b>	<b>124</b>	<b>...</b>	<b>7</b>	<b>57</b>	<b>1</b>	<b>189</b>	<b>103</b>	<b>...</b>	<b>8</b>	<b>105</b>	<b>216</b>	
<b>GROUP L.—INDUSTRY INADEQUATELY DESCRIBED.</b>													
851	Accountant, auditor (not grade E or O) ... ..	...	...	...	...	...	...	1	...	...	...	1	
853	Caretaker, cleaner, watchman (undefined)	2	...	...	...	...	2	...	...	...	...	...	
854	Carpenter, carpenter and joiner, carpentering (undefined) ... ..	1	...	...	...	...	1	...	...	...	...	...	
855	Clerical, clerk (undefined)... ..	1	...	...	1	...	2	...	...	...	...	...	
856	Contracting, contractor (undefined) ... ..	8	...	...	10	...	18	...	...	...	...	...	
857	Electrical, electrical trade (undefined) ... ..	...	...	...	2	...	2	...	...	...	...	...	
858	Electrical fitter, fitting (undefined) ... ..	1	...	...	...	...	1	...	...	...	...	...	
861	Labourer, labouring (undefined) ... ..	5	...	...	2	...	7	...	...	...	...	...	
862	Lorry driver, truck driver (undefined) ... ..	...	...	1	...	...	1	...	...	...	...	...	
864	Metal trade, trades (undefined) ... ..	...	...	...	1	...	1	...	...	...	...	...	
866	Motor, motor industry, motor trade ... ..	8	...	1	3	...	12	...	...	...	...	...	
868	Motor mechanic (undefined) ... ..	6	...	...	...	...	6	...	...	...	...	...	
869	Office, office work (undefined) ... ..	...	...	...	...	...	...	1	...	...	...	1	
871	Painter, painting (undefined) ... ..	3	...	...	2	...	5	...	...	...	...	...	
872	Plumber, plumbing, gasfitting (undefined)	8	...	...	1	...	9	...	...	...	...	...	
874	Radio (undefined) ... ..	1	...	...	1	...	2	...	...	...	...	...	
878	Timber and timber industry ... ..	2	...	...	...	...	2	...	...	...	...	...	
880	Industry inadequately described (other)	20	...	...	2	...	22	1	...	...	...	1	
	<b>TOTAL GROUP L ... ..</b>	<b>66</b>	<b>...</b>	<b>2</b>	<b>25</b>	<b>...</b>	<b>93</b>	<b>3</b>	<b>...</b>	<b>...</b>	<b>...</b>	<b>3</b>	
<b>GROUP M.—INDUSTRY NOT STATED.</b>													
890	Industry not stated (nil or not answered)	66	...	1	12	1	80	15	1	1	3	3	23
<b>GROUP N.—PERSONS NOT GAINFULLY OCCUPIED.</b>													
900	Persons not gainfully occupied ... ..	783	26	72	527	...	1,408	1,586	45	101	993	5	2,730
	<b>GRAND TOTAL ... ..</b>	<b>4,488</b>	<b>221</b>	<b>447</b>	<b>2,093</b>	<b>129</b>	<b>7,378</b>	<b>2,032</b>	<b>55</b>	<b>127</b>	<b>1,267</b>	<b>9</b>	<b>3,490</b>

S/T 1980